



Paying it Forward: Breaking Language Pagándolo Adelante: Rompiendo Las Barreras del Idioma

Curriculum and Podcast Guideline

Instructors: Michel Ruiz Fuentes and Mecca McCain

Length: 10 lessons

Overview & Purpose

Our passion project aims to teach you, our 4th and 5th grade audience, about the S.P.I.C.E.S, the Quaker testimonies or values, in Spanish. We've adopted these values from our Quaker high school; however, our intent is not to convert you or convince you to practice the religion, Quakerism. Instead, we are sharing some of it's core values with the hope that you also adopt them. Our main goal is to teach you a set of valuable skills in another language because we want to stress the importance Spanish as it develops an increasing presence in the United States. We have prepared a few lessons to review the basics such as numbers, the alphabet and greetings in Spanish and then we dive into teaching you the 5 Quaker S.P.I.C.E.S. We've chosen to hone in or focus on those six values because we've found these principles very useful in our experience at a Friends school. With every value of the S.P.I.C.E.S, we've made the content relevant by giving you examples of how you can embody this value during our times in which we battle COVID19 and other social issues.

SYLLABUS

Objectives

1. Learn about Quakerism and the Quaker testimonies/values: the S.P.I.C.E.S
2. Creating a foundation in understanding and speaking Spanish
3. Learn how to use the Quaker testimonies to develop solutions and strategies to cope with COVID-19 and other social issues

What to Expect: Check for Understanding

Each chapter consists of:

1. Highlighted essential focus questions
2. Activities to reinforce what was taught
3. Important takeaways from the episode
4. A section for all English to Spanish translations for words and phrases

Materials Needed

1. A device to listen to the accompanying podcast
2. Something to take notes with (a notebook and writing utensils, a computer)

Expectations

1. Find a quiet space to listen to the podcast! This will help you concentrate.
2. Always have the curriculum when you listen. This can be a printed version or open on a device. If you have a laptop, also have a notebook or spare paper to practice writing the words we say or to do the activities.
3. Always review our key words for the English and Spanish translation of important terms and concepts.
4. Come with an enthusiastic attitude!

TABLE OF CONTENTS

Chapter Name	Page Number
Day 1: Introduction	2, 3
Day 2: Syllabus	4
Day 3: Spanish Refresher	5 - 9
Day 4: Simplicity	10, 11
Day 5: Peace	12-14
Day 6: Integrity	15-17
Day 7: Community	18-20
Day 8: Equality	21-23
Day 9: Stewardship	24, 25
Day 10: Moving Forward- Taking on current issues using Spanish and the S.P.I.C.E.S	26, 27

Syllabus Word Bank

In English	In English	In English	In English
Paying it Forward	<i>Pagándolo Adelante</i>	Breaking Language Barriers	<i>Rompiendo la barreras del idioma</i>
Syllabus	<i>Silaba</i>	Simplicity	<i>La sencillez</i>
Peace	<i>La paz</i>	Integrity	<i>La integridad</i>
Community	<i>La comunidad</i>	Equality	<i>La igualdad</i>
Stewardship	<i>La administración</i>	Thank you very much	<i>Muchas gracias</i>

INTRODUCTION

Essential Questions: What is Quakerism? Who are Quakers? Why Spanish?

Write your answers to the questions down below.



1

- Who's the founder of Quakerism? _____

Hint: unscramble this name (Gogeer Fxo)

- Quakers believe in "that of _____ in _____".

Hint: this is one of the core beliefs of the religion that relates to Christianity

¹ <https://www.christianity.com/church/denominations/the-quakers-7-things-about-their-history-beliefs.html>

CONTINUED INTRODUCTION

Essential Questions: Why did we choose to make this bilingual with English and Spanish?



Write your answers to the questions down below.

- In what order are these the most spoken languages in the United States?
(1) _____ , (2) _____ , (3) _____ -- *Chinese, English, Spanish*

Introduction Word Bank

In English	In English	In English	In English
Leadership	<i>Liderazgo</i>	4th and 5th grade students	<i>Alumnos del cuarto y quinto grado</i>
First and foremost	<i>Primero y antes de todo</i>	Podcast	<i>Podcast</i>
Welcome	<i>Bienvenidos</i>	Curriculum	<i>Plan de estudios</i>
Quaker	<i>Cuáquero</i>	Values	<i>Valores</i>
Testimonies	<i>Testimonios</i>	Thank you very much	<i>Muchas gracias</i>

² <http://www.latina.com/lifestyle/spanish-most-spoken-language-after-english-united-states>

SPANISH REFRESHER

Essential Question: When learning a new language, where should we start?

In the podcast, we'll go over how to pronounce each letter in the Spanish alphabet. While you listen, follow along by saying each letter out loud as you color it in. You can refer back to this chart before we do the speed round of the alphabet at the end, but try not to look at it when you actually recite the words!

The Spanish Alphabet

A B C D E F G

ah beh seh deh eh eh-feh heh

H I J K L M N

ah-cheh ee ho-tah kah eh-leh eh-meh eh-neh

Ñ O P Q R S T

en-neh oh peh koo er-reh eh-seh teh


U V W X Y Z

oo oo-veh doh-bleh eh- yeh seh-tah
oo-veh kees

3

³ <https://bilingualkidspot.com/2018/07/22/teach-kids-spanish-printables/how-to-pronounce-the-spanish-alphabet-1/>

You can color and say the letters aloud as we read out the alphabet (el abecedario)




Next, we'll go over the numbers 1-20. Again, color in each number as you hear how it's pronounced, and try out the crossword puzzle once you get a hang of the numbers. Make sure to say them out loud along with us!

1 uno OO-noh	2 dos dohs	3 tres trehs	4 cuatro KWAH-troh	5 cinco SEEN-koh
6 seis says	7 siete SYEH-tay	8 ocho OH-choh	9 nueve NWAY-vay	10 diez dyehs
11 once OHN-say	12 doce DOH-say	13 trece TREH-say	14 catorce kah-TOHR-say	15 quince KEEN-say
16 dieciséis dyeh-see-SAYS	17 diecisiete dyeh-see-SYEH-tay	18 dieciocho dyeh-SYO-choh	19 diecinueve dyeh-see-NWEH-vay	20 veinte BEHN-tay

⁴ <https://aprenderespanol.org/gramatica/alfabeto-recursos-teoria-imprimibles.html>

⁵ <https://alexsspanish.weebly.com/numbers.html>

Crossword for the numbers (los numeros)

**Across**

- 1.** 12
- 2.** 13
- 10.** 3
- 13.** 8
- 14.** 2
- 18.** 14
- 19.** 17

Down

- 3.** 10
- 4.** 11
- 5.** 19
- 6.** 4
- 7.** 15
- 8.** 16
- 9.** 20
- 11.** 6
- 12.** 1
- 15.** 7
- 16.** 5
- 17.** 9

We'll now go over some common phrases. We'll first learn greetings (*los saludos*), essential responses (*respuestas esenciales*), then essential questions (*preguntas esenciales*).



Try to unscramble the words below and write the Spanish greeting, response, or question.

1. Olah

2. Eubnas rateds

3. Rop Vafor

4. Ed daan

5. Omóc eáts

6. Nuátco steauc

⁷ <https://www.pinterest.com.mx/pin/294071050670347305/>

Important Takeaways from this Lesson:

- Today we learned how to pronounce the letters in the Spanish alphabet (*el abecedario*)
- How to count from 1 to 20 (*los numeros*)
- Common and helpful phrases you may hear or need to use to be helpful citizens (*frases esenciales*)

Spanish Refresher Word Bank

In English	In Spanish	In English	In Spanish
Alphabet	<i>El abecedario</i>	How do I make a phone call?	<i>¿Cómo hago una llamada?</i>
Numbers	<i>Los numeros</i>	Please take me there	<i>Por favor lléveme allí</i>
Essential Phrases	<i>Frases esenciales</i>	Responses	<i>Respuestas</i>
Greetings	<i>Los saludos</i>	Yes	<i>Sí</i>
Hello	<i>Hola</i>	No	<i>No</i>
Good Morning	<i>Buenos dias</i>	Please	<i>Por favor</i>
Good Afternoon	<i>Buenas tardes</i>	Thank You	<i>Gracias</i>
Good Night	<i>Buenas noches</i>	Thank You Very Much	<i>Muchas gracias</i>
Hi, my name is ...	<i>Hola, me llamo ...</i>	You're Welcome	<i>De nada</i>
Questions	<i>Preguntas</i>	Fine	<i>Bien</i>
What's your name?	<i>¿Cómo se/te llama(s)?</i>	Very Well	<i>Muy bien</i>
Where is the bathroom?	<i>¿Dónde está el baño ?</i>	So-So	<i>Más o menos</i>
How much does it cost?	<i>¿Cuánto cuesta?</i>	I'm Sorry	<i>Lo siento</i>
I need a translator	<i>Necesito un traductor</i>		

SIMPLICITY


LA SENCILLEZ

Essential Questions: What is simplicity? Why is simplicity important?

Before we start today's episode, let's do a little review of what we went over yesterday. Remember that when learning any new information, especially a foreign language, repetition is key. Listen to the review given at the beginning of this episode and write your responses below.

- 1.
- 2.

What is Simplicity? Inside the circle below, write the definition you heard from the podcast.



simplicity

8

Do you remember how to say *simplicity* in Spanish? Match each synonym for *simplicity* in English with its Spanish equivalent

Purity

La modestia

Modesty

Sencillo

Plainness

La pureza

How can you show simplicity to make life easier in your household during these troubling times?

1.

2.

Important Takeaways from this Lesson:

- Simplicity is the first S in the Quaker S.P.I.C.E.S
- Quakers believe in simplicity because constantly going after fancy things distracts us from being good people
- We learned how to say simplicity and a few of its synonyms in Spanish
- 2 tips on how to show simplicity in our daily lives during the current COVID-19 outbreak

Day 4 Word Bank

In English	In Spanish	In English	In Spanish
Synonyms	<i>Los sinónimos</i>	Plainness	<i>Sencillo</i>
Simplicity	<i>La sencillez</i>	Unnecessary Things	<i>Cosas innecesarias</i>
Modesty	<i>La modestia</i>	Handmade Gift	<i>Un regalo hecho por mano</i>
Purity	<i>La pureza</i>	Store Bought Item	<i>Algo tienda comprado</i>

