

See instructions at the end to view report in a different language.
 Veá las instrucciones al final para ver el informe en un idioma diferente.
 Judī judī bhāṣāmāṁ ripōrṭa jōvā māṭē antē sūcanā'ō ju'ō.
 Va'ai faatonuga i le faaiuga e matamata i le lipoti i se isi gagana.



CARBON COUNTY SCHOOL DISTRICT ONE

Overview

District Contact Information

Carbon County School District One

Web Address: <http://www.crb1.net>

Superintendent: Mike Hamel

Address: 615 Rodeo St, Rawlins, WY 82301

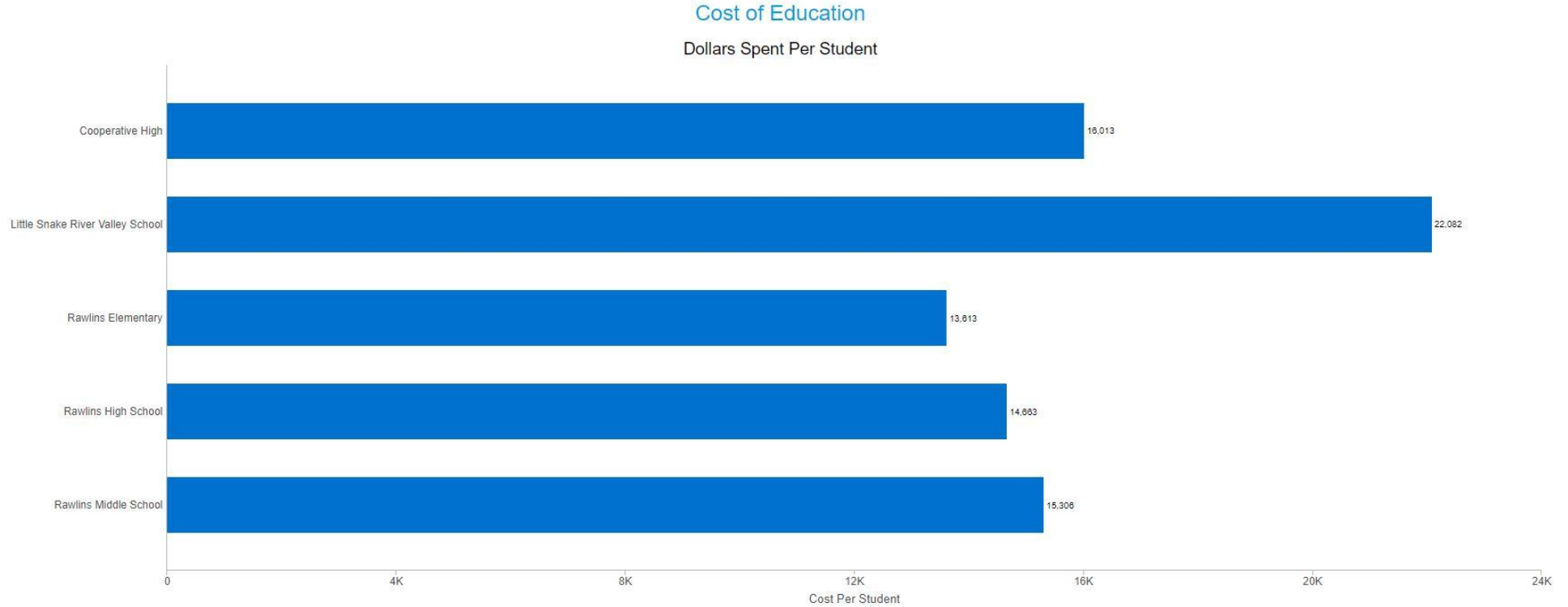
E-mail: mhamel@crb1.net

Phone: (307)328-9200

At A Glance

Category	Carbon County School District 1	Wyoming
Total Enrollment	1,762	92,976
Teachers	142	7,388
English Learner Students Gaining Language Proficiency	18%	13%
Proficient in Math	39%	49%
Proficient in English Language Arts	39%	53%
4 Year Graduation Rate	73.8%	80.2%

Average ACT Score	17.9	19.5
Cost of Education (Dollars Spent Per Student)	\$15,201	\$15,624
Number of Hathaway Scholarship Recipients	26	2,179

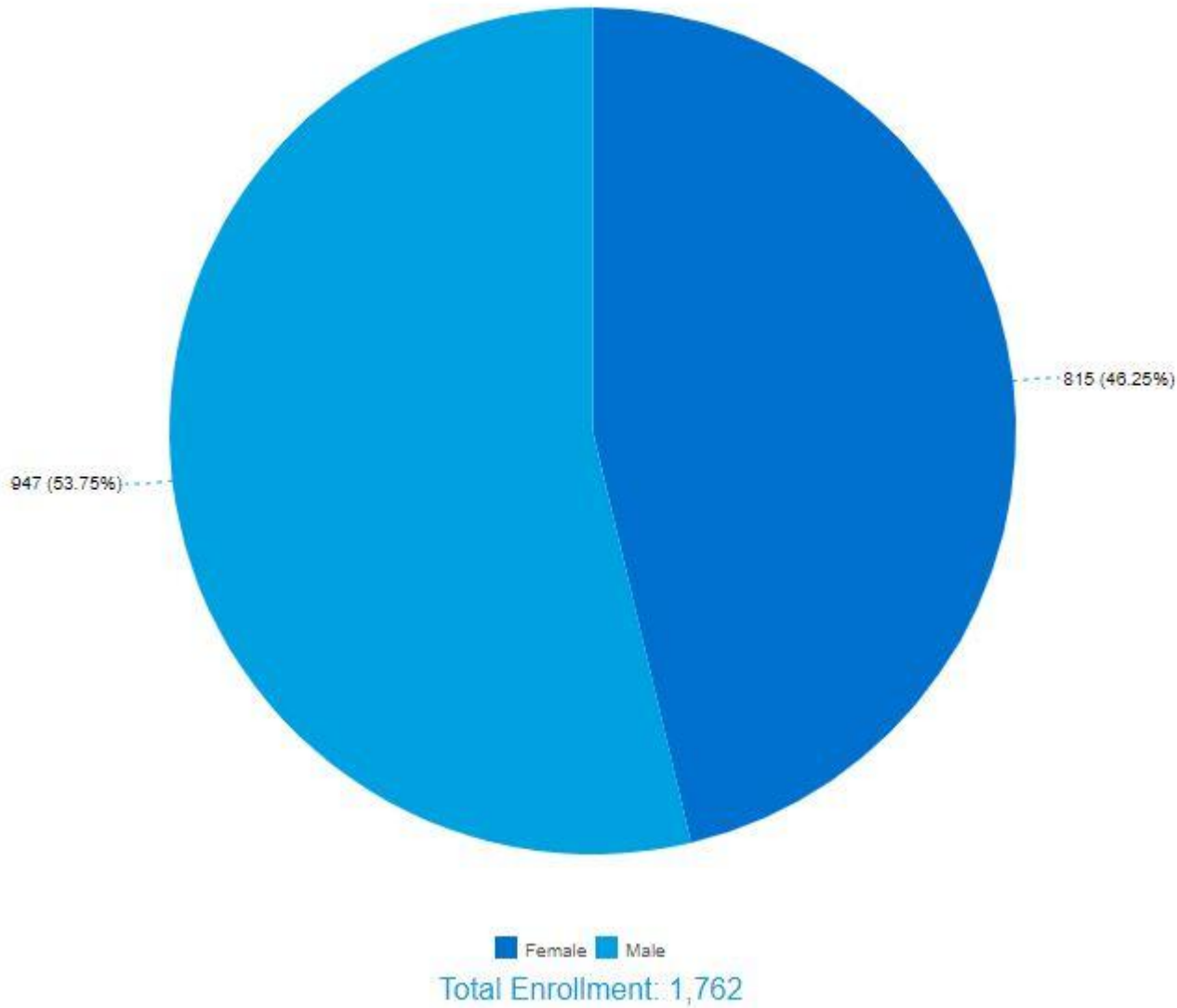


Cost of Education

School	Cost per Student
Rawlins Cooperative High School	\$16,013
Little Snake River Valley School	\$22,082
Rawlins Elementary School	\$13,613
Rawlins Middle School	\$14,663
Rawlins High School	\$15,306

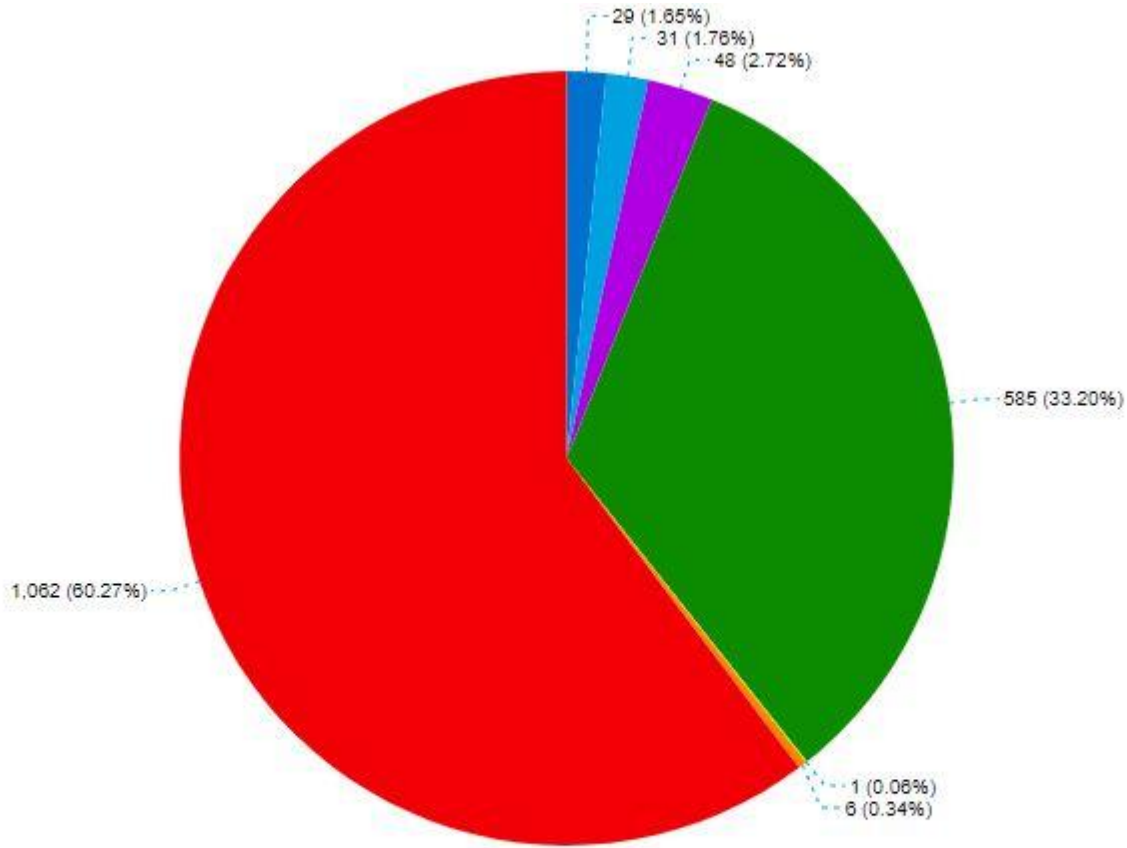
Enrollment Breakdown

Carbon County School District One Enrollment by Gender



Male- 947 (53.75%)
Female 815 (46.25%)

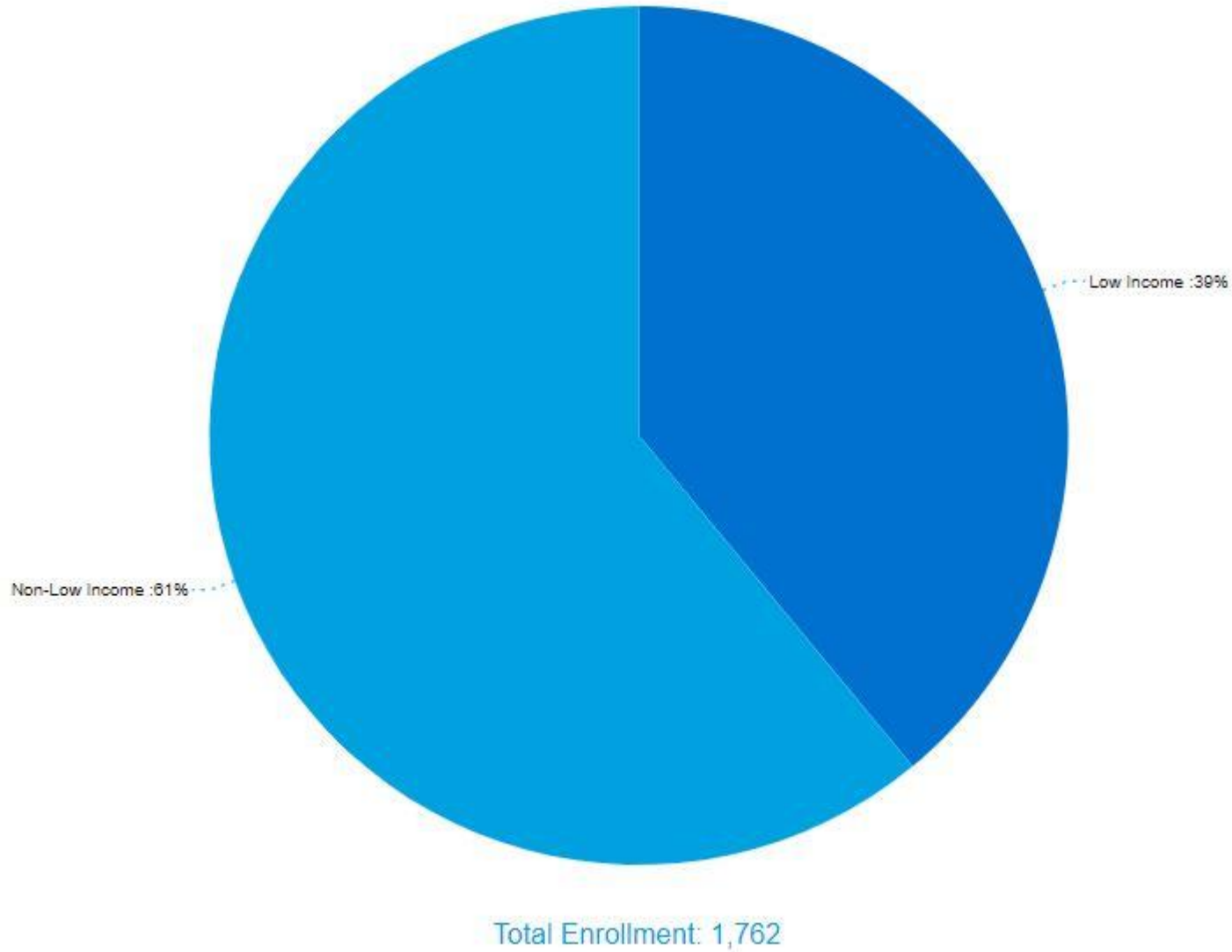
Carbon County School District One Enrollment by Race/Ethnicity



Total Enrollment: 1,762

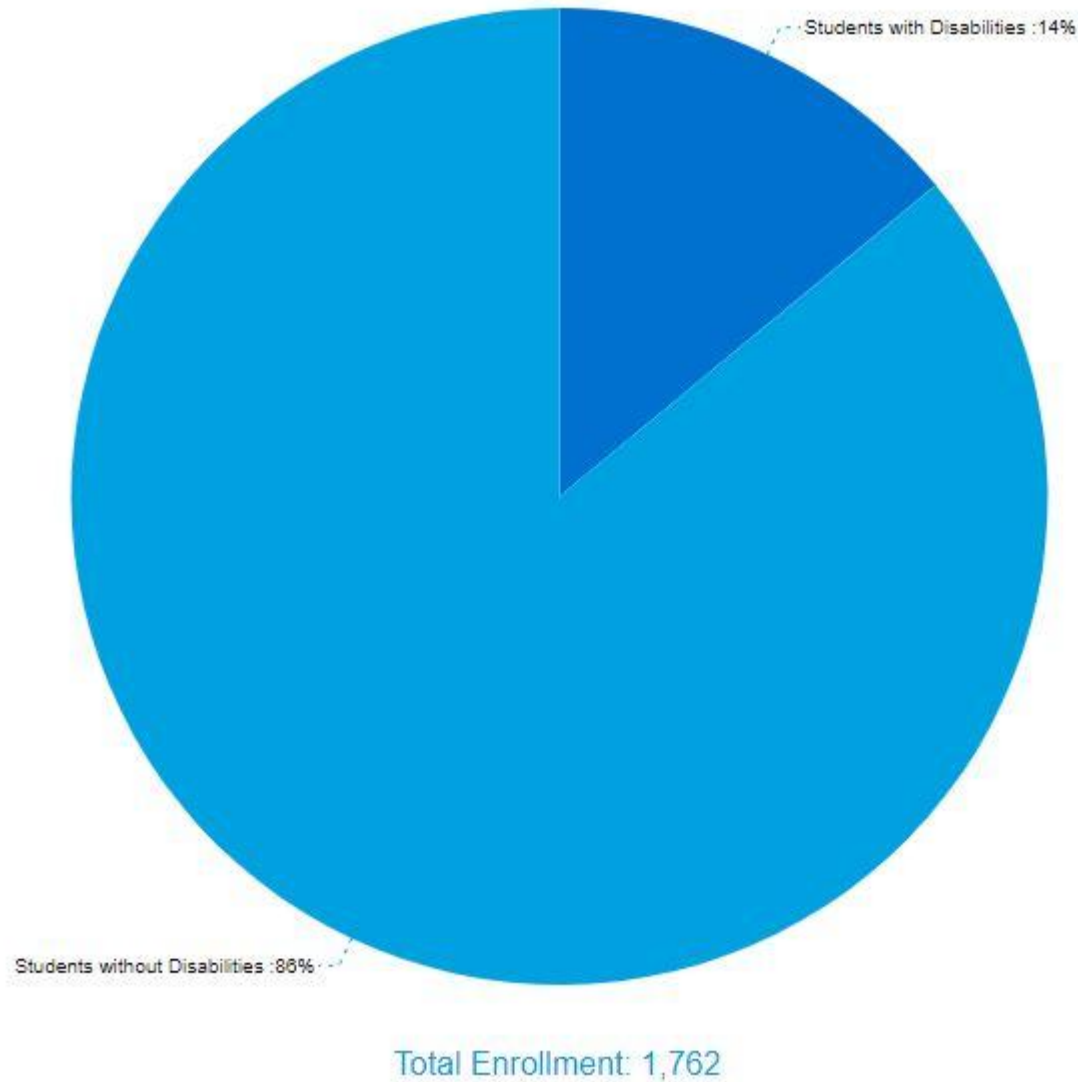
White- 1062 (60.27%)
Hispanic- 585 (33.20%)
Black- 48 (2.72%)
Asian- 31 (1.76%)
American Indian or Alaskan Native- 29 (1.65%)

Carbon County School District One Enrollment by Income Status



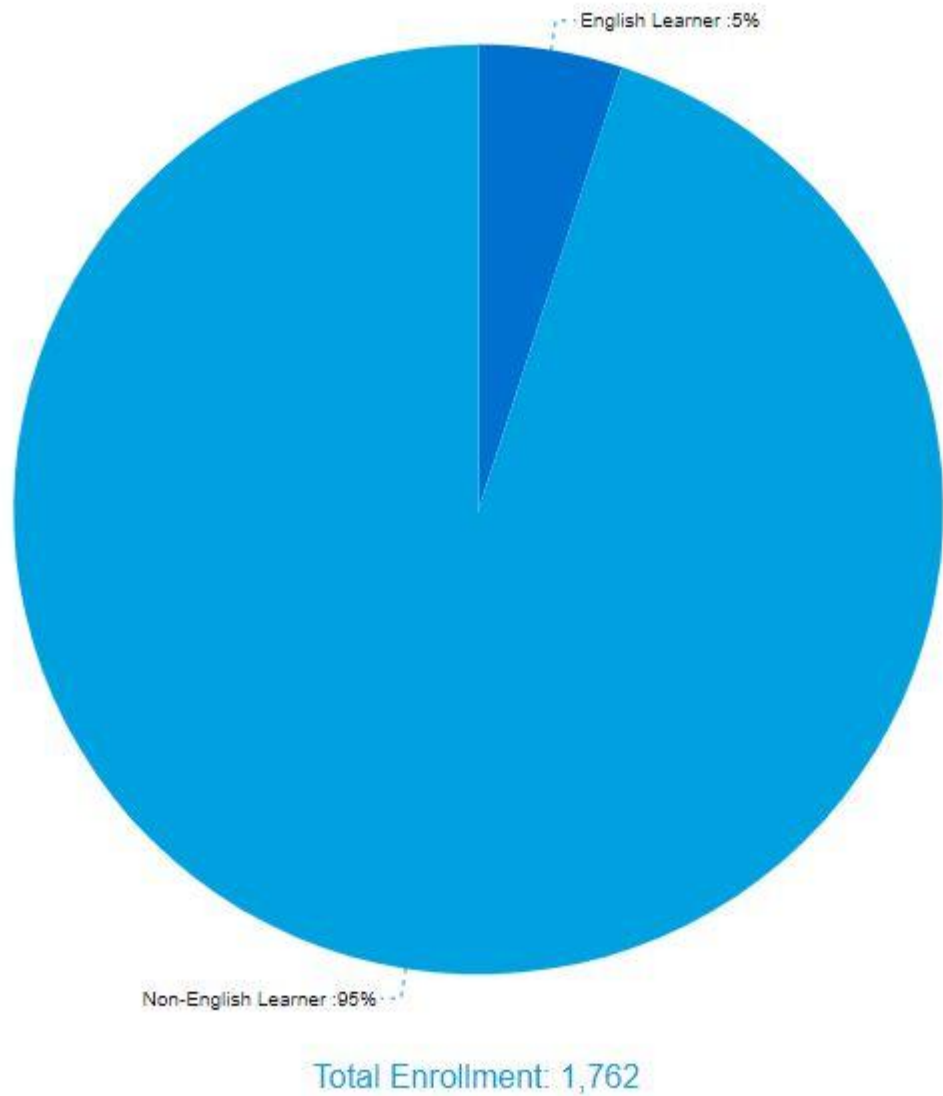
Low Income- 39%
Non-Low Income- 61%

Carbon County School District One Enrollment by Disability Status



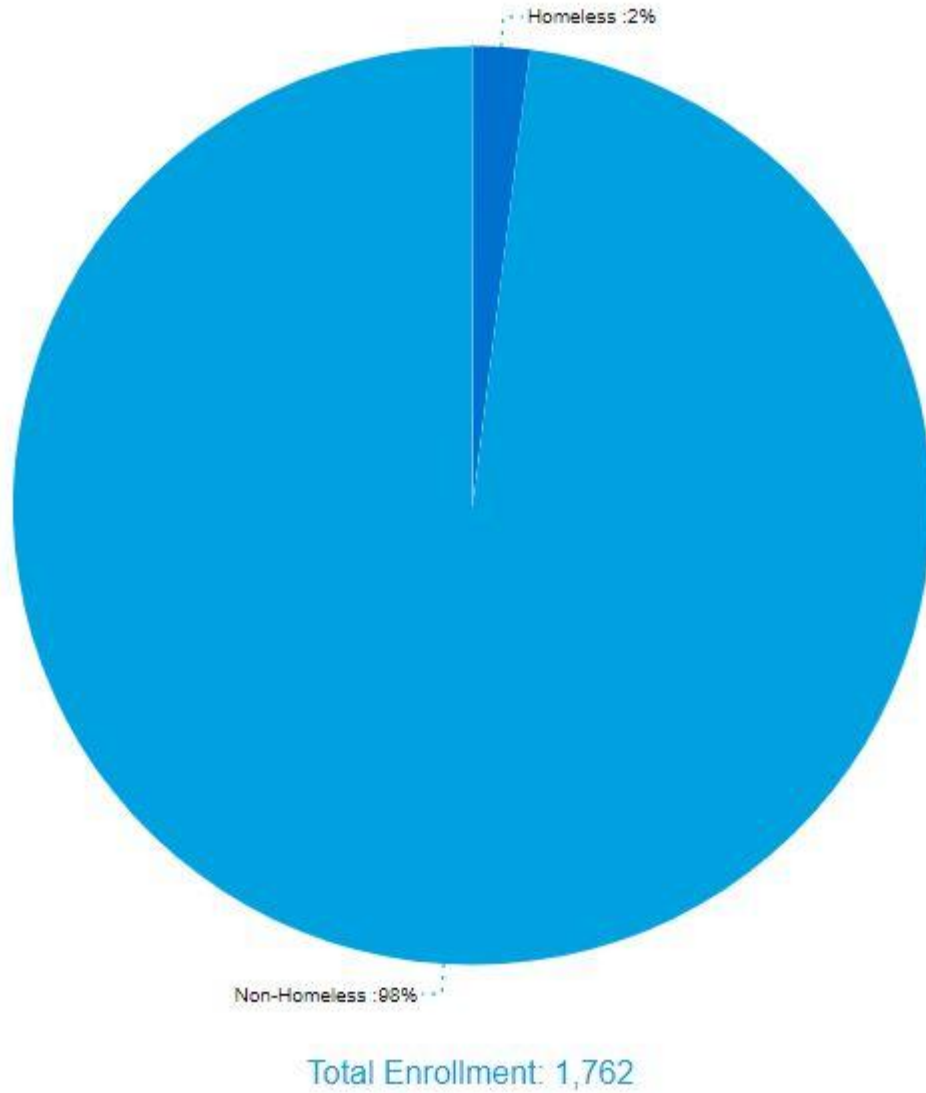
Students with Disabilities- 14%
Students without Disabilities- 86%

Carbon County School District One Enrollment by English Learner Status



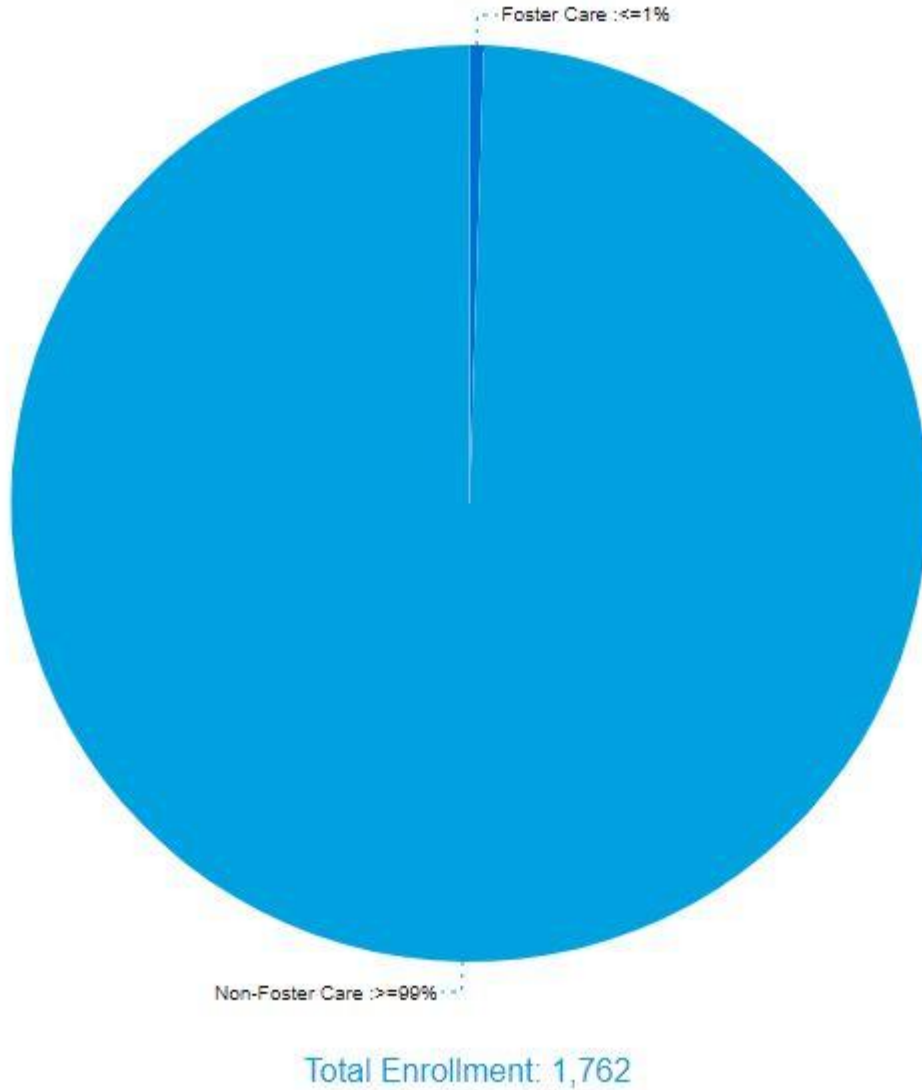
English Learner- 5%
Non-English Learner- 95%

Carbon County School District One Enrollment by Homeless Status



Homeless <=2%
Non-Homeless >=98%

Carbon County School District One Enrollment by Foster Care Status



Foster Care <=1%
Non-Foster Care >=99%

Wyoming Public School Assessment Results

English Language Arts Proficiency
(Grades 3 to 10 Participation Rate: >=99%)
(Grades 3 to 8)

Carbon #1: 39%
 Wyoming: 55%
 (Grades 9 to 10)
 Carbon #1: 38%
 Wyoming: 48%

Math Proficiency
 (Grades 3 to 10 Participation Rate: >=99%)
 Elementary and Middle School (Grades 3 to 8)
 Carbon #1: 41%
 Wyoming: 51%
 High School(Grades 9 to 10)
 Carbon #1: 32%
 Wyoming: 42%

English Learners Enrolled During Testing: 111 to 120
 Percent English Proficient: 17-18%

Alternate Assessment Participation

Subject	Grade	# of Students	% of Students
Math	3	0 to 9	<=2%
Math	4	0 to 9	<=2%
Math	5	0 to 9	<=2%
Math	6	0 to 9	<=2%
Math	7	0 to 9	<=2%
Math	8	0 to 9	<=2%
Math	9	0 to 9	<=2%
Math	10	0 to 9	<=2%
Language Arts	3	0 to 9	<=2%
Language Arts	4	0 to 9	<=2%
Language Arts	5	0 to 9	<=2%
Language Arts	6	0 to 9	<=2%
Language Arts	7	0 to 9	<=2%
Language Arts	8	0 to 9	<=2%
Language Arts	9	0 to 9	<=2%
Language Arts	10	0 to 9	<=2%
Science	4	0 to 9	<=2%
Science	8	0 to 9	<=2%
Science	10	0 to 9	<=2%

Teacher Qualification at Carbon County School District #1

Over all four Quartiles (5 Schools, 1,762 Enrolled Students)

Category	FTE	Percent
Total Teachers	141.50	100%
Inexperienced Teachers	41.00	28.975%
Emergency/Provisional Credential Teachers	4.00	2.82%
Out of Field Teachers	0.00	0%

Non-Low Income Quartile (No Schools)

Category	FTE	Percent
Total Teachers	0.00	0%
Inexperienced Teachers	0.00	0%
Emergency/Provisional Credential Teachers	0.00	0%
Out of Field Teachers	0.00	0%

Mid Non-Low Income Quartile (2 Schools, 626 Enrolled Students)

Category	FTE	Percent
Total Teachers	47.70	100%
Inexperienced Teachers	14.10	29.56%
Emergency/Provisional Credential Teachers	4.00	8.38%
Out of Field Teachers	0.00	0%

Mid Low Income Quartile (3 Schools, 1,136 Enrolled Students)

Category	FTE	Percent
Total Teachers	93.80	100%
Inexperienced Teachers	26.90	28.678%
Emergency/Provisional Credential Teachers	0.00	0%
Out of Field Teachers	0.00	0%

Low Income Quartile (No Schools)

Category	FTE	Percent
Total Teachers	0.00	0%
Inexperienced Teachers	0.00	0%
Emergency/Provisional Credential Teachers	0.00	0%
Out of Field Teachers	0.00	0%

Inexperienced teacher: Any teacher with less than three years teaching experience in Wyoming and other states.

Emergency/Provisional Credentialed Teachers: A teacher with an exception authorization allowing them to teach in an area other than that for which they hold a standard license and endorsement.

Out-of-field teacher: A teacher who has an educator license, but who does not have an educator license or an endorsement in the field they are currently teaching; an out-of-field teacher is designated as an unqualified teacher.

Federal School Performance

To determine how schools are performing, several indicators are used. All schools are held accountable for Achievement, Growth, and English Learner Progress. Additionally, elementary and middle schools use Equity as an indicator, and high schools use Graduation Rate and Post-Secondary Readiness. Different measures are used for each indicator:

- Achievement is measured using the statewide assessment, the Wyoming Test of Proficiency and Progress (WY-TOPP).
- Growth is measured by comparing how students did on WY-TOPP compared to how they did on prior statewide assessments.
- English Learner Progress is measured by how well students learning the English language improve on an assessment of English.
- Equity is measured by focusing heavily on the growth of the students who scored the lowest on prior statewide assessments.
- Graduation Rate is measured by the percent of students that graduated in four years in the prior school year.
- Post-Secondary Readiness is measured by the percent of students that demonstrate readiness for college or career.

The cut scores were set by being broken into thirds for all Wyoming schools. The bottom third of scores are Below Average, the middle third of scores are Average, and the top third of scores are Above Average. Schools are scored for every indicator that represents at least ten students. Scores of 1, 2, and 3 are given for Below Average, Average, and Above Average, respectively. The scores are averaged and the lowest scoring school are identified for support to help them improve their performance.

Percent and Count of Schools at Each Indicator for Every Student Succeeds Act (ESSA)

Indicator	Total Count of Schools	Above Average (Percent/Count)	Average (Percent/Count)	Below Average (Percent/Count)
Achievement	5	0% / 0	20% / 1	80% / 4
EL Progress	4	0% / 0	75% / 3	25% / 1
Equity	3	33.3% / 1	33.3% / 1	33.3% / 1
Four-Year On Time Graduation Rate	3	33.3% / 1	33.3% / 1	33.3% / 1
Growth	5	0% / 0	40% / 2	60% / 3
Post-Secondary Readiness	3	33% / 1	33.3% / 1	33.3% / 1

0% Elementary and Middle Schools met the long term goal for English Language Arts Achievement.

0% Elementary and Middle Schools met the long term goal for Math Achievement.

33% High Schools met the long term goal for English Language Arts Achievement.

33% High Schools met the long term goal for Math Achievement.

33% High Schools met the long term goal for four-year on-time graduation rate.

0% Schools met the long term goal for English Learner Progress.
25% District Schools were exceeding or meeting expectations.

Federal Adjusted Graduation Rates for the 2016-17 Cohort

Student Group	Graduation Rate
All	73.8%
Female	92.1%
Male	55.6%
American Indian or Alaskan Native	50.0%
Asian	N/A
Black	N/A
Hispanic	67.4%
Native Hawaiian or Other Pacific Islander	N/A
Two or More Races	N/A
White	77.8%
Low Income	68.3%
Students with Disabilities	52.6%
English Learner	71.4%
Homeless	87.5%

Obtaining Alternative Copies

To view this report online visit: www.crb1.net/ESSA

To obtain a physical copy of this report please visit Carbon County School District #1 Main Office 615 Rodeo St, Rawlins, WY 82301

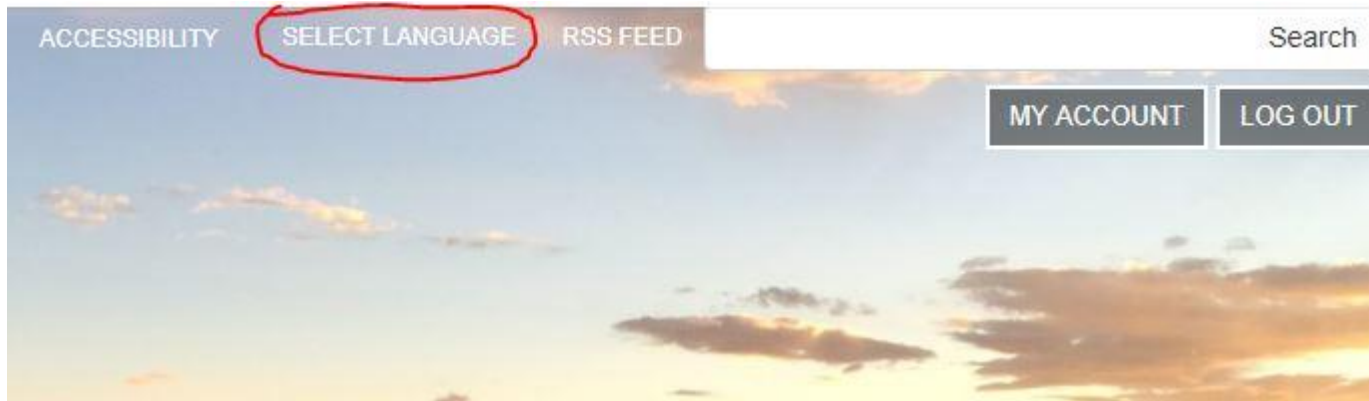
Para obtener una copia física de este informe visitar Carbon County School District #1 Main Office 615 Rodeo St, Rawlins, WY 82301

Ā ripōrṭanī bhautika kōpi mēlavavā māṭē kṛpā karīnē nīcē āpēlāmānthī kōṭī ēka pad'dhatinō upayōga karō:
Athavā mulākāta lō Carbon County School District #1 Main Office 615 Rodeo St, Rawlins, WY 82301

Ina ia maua se kopi fa'apitoa o lenei lipoti fa'amolemole faaaoga se tasi o metotia nei:
Pe asiasi Carbon County School District #1 Main Office 615 Rodeo St, Rawlins, WY 82301

To view this report in a different language Online:

Click the "Select Language" button at the top right hand corner of the page.
Select your preferred language from the drop down list.



Para ver este informe en un idioma diferente en línea:
Haga clic en el botón "Select Language" en la esquina superior derecha de la página.
Seleccione su idioma preferido de la lista desplegable.

Ā ripōṛṭanē ōnalā'ina bījī bhāṣāmām jōvā māṭē:
Pṛṣṭhanā uparanā jamaṇā khūṇā para "Select Language" baṭananē klika karō.
Ḍrōpa ḍā'una sūcimānthī tamārī prādhān'yavāḷī bhāṣā pasanda karō.

Ina ia maimoa i lenei lipoti i se isi gagana Online:
Kiliki le ki o le "Select Language" i le pito i luga o le taumatau pito i luga o le itulau.
Filifili lau gagana e sili ona fiafia mai le lisi pa'ū lisi.