

Parent Satisfaction Survey 2019-2020

Pre-filled Company ID

		Response total
		<b>255</b>
Company ID		<b>255</b>


Statistics based on 255 respondents;

Prefilled geographic information

		Response total
County		<b>255</b>
State		<b>255</b>
Country		<b>255</b>

Statistics based on 255 respondents;

Please select English or Spanish.

		Response percent	Response total
English		<b>100%</b>	<b>249</b>
Spanish		<b>0%</b>	<b>0</b>

Statistics based on 249 respondents;


To help us make our program the best it can be, please complete this short survey by circling the number that best describes your experience (1=Strongly Disagree; 2=Disagree; 3=Neither Agree nor Disagree; 4=Agree; 5=Strongly Agree). Your responses will be kept private. This data is collected by Parents as Teachers National Center in order to benefit local PAT affiliates. Thank you!

What city do you live in?

		Response total
		<b>159</b>

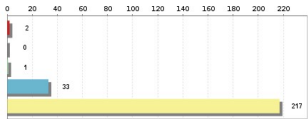
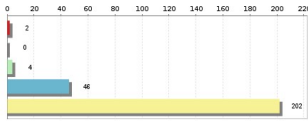
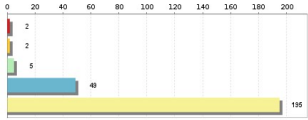
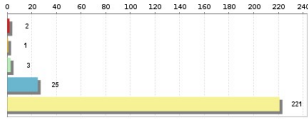
Statistics based on 159 respondents;

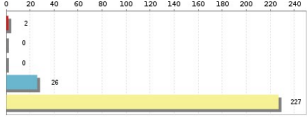
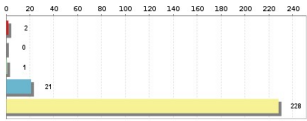
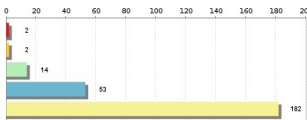

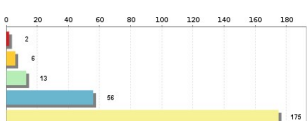

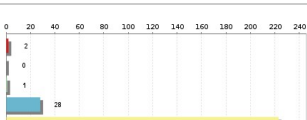


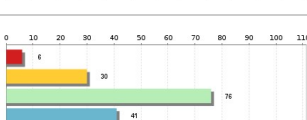
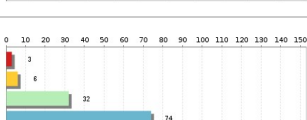
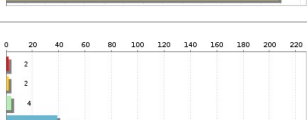

Are you the child's....

		Response percent	Response total
mother		<b>95.18%</b>	<b>237</b>
father		<b>6.83%</b>	<b>17</b>
Other (please explain):		<b>0%</b>	<b>0</b>

Statistics based on 249 respondents;

Select the response that best describes your experience. Please note that ratings go from left to right.

	Strongly Disagree	Disagree	Neither Agree nor Disagree	Agree	Strongly Agree		Response total
<b>1. My parent educator allows me to lead discussions about the needs of my family.</b>	0.79% (2)	0% (0)	0.4% (1)	13.04% (33)	85.77% (217)		<b>253</b>
<b>2. My parent educator helps identify my family's strengths.</b>	0.79% (2)	0% (0)	1.58% (4)	18.11% (46)	79.53% (202)		<b>254</b>
<b>3. My parent educator partners with me to identify goals that address the needs of my family.</b>	0.79% (2)	0.79% (2)	1.98% (5)	19.37% (49)	77.08% (195)		<b>253</b>
<b>4. My parent educator attempts to involve everyone in the room during our visit.</b>	0.79% (2)	0.4% (1)	1.19% (3)	9.92% (25)	87.7% (221)		<b>252</b>

	Strongly Disagree ■	Disagree ■	Neither Agree nor Disagree ■	Agree ■	Strongly Agree ■		Response total
<b>5. I feel comfortable talking with my parent educator.</b>	0.78% (2)	0% (0)	0% (0)	10.2% (26)	89.02% (227)		<b>255</b>
<b>6. My parent educator is genuinely interested in me and my child.</b>	0.79% (2)	0% (0)	0.4% (1)	8.33% (21)	90.48% (228)		<b>252</b>
<b>7. Activities in the visits strengthen my relationship with my child.</b>	0.79% (2)	0.79% (2)	5.53% (14)	20.95% (53)	71.94% (182)		<b>253</b>
<b>8. My parent educator encourages me to read books to my child.</b>	0.79% (2)	0% (0)	2.77% (7)	13.44% (34)	83% (210)		<b>253</b>
<b>9. My parent educator and I partner to set goals for my child, myself, and my family.</b>	0.79% (2)	2.38% (6)	5.16% (13)	22.22% (56)	69.44% (175)		<b>252</b>
<b>10. My parent educator helps me find useful resources in my community.</b>	0.79% (2)	1.58% (4)	1.58% (4)	15.42% (39)	80.63% (204)		<b>253</b>
<b>11. My parent educator gives me handouts that help me continue learning about parenting and child development.</b>	0.79% (2)	0% (0)	0.39% (1)	11.02% (28)	87.8% (223)		<b>254</b>
<b>12. This program motivates me to try new parenting strategies.</b>	0.79% (2)	0.39% (1)	1.58% (4)	17.32% (44)	79.92% (203)		<b>254</b>
<b>13. This program increases my understanding of my child's development.</b>	0.78% (2)	0.39% (1)	1.18% (3)	12.16% (31)	85.49% (218)		<b>255</b>
<b>14. This program helps me build relationships with other families.</b>	2.36% (6)	11.81% (30)	29.92% (76)	16.14% (41)	39.76% (101)		<b>254</b>
<b>15. I feel less stressed because of this program.</b>	1.18% (3)	2.36% (6)	12.6% (32)	29.13% (74)	54.72% (139)		<b>254</b>
<b>16. I am very satisfied with this program.</b>	0.79% (2)	0.79% (2)	1.58% (4)	15.35% (39)	81.5% (207)		<b>254</b>
<b>17. I would recommend this program to a friend.</b>	0.79% (2)	0.79% (2)	0.4% (1)	9.52% (24)	88.49% (223)		<b>252</b>

Statistics based on 255 respondents;

**What about this program has been most helpful to you and your family?**

		Response total
		<b>170</b>

Statistics based on 170 respondents;

**What could be improved about this program?**

		Response total
		<b>124</b>

Statistics based on 124 respondents;

**How many total personal visits have you had?**

		Response total
		<b>207</b>

Statistics based on 207 respondents;

**Additional Comments:**

		Response total
		<b>60</b>




Statistics based on 60 respondents;

**Parent Educator ID (optional):**

		Response total
		<b>181</b>






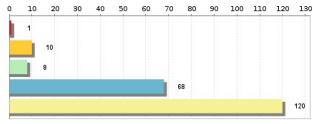
Statistics based on 181 respondents;

**What type of visits did you receive from your parent educator?**

		Response percent	Response total
<b>On Ground (visits where the parent educator is physically present in your home or another mutually agreed upon location)</b>		<b>92.49%</b>	<b>234</b>
<b>Video Call Visits</b>		<b>84.59%</b>	<b>214</b>
<b>Phone Call Visits</b>		<b>5.14%</b>	<b>13</b>






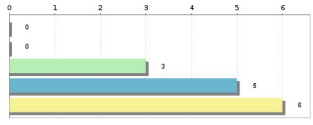
Statistics based on 253 respondents;

**I am satisfied with video call visits:**

	Strongly Disagree	Somewhat Disagree	Neither Agree or Disagree	Somewhat Agree	Strongly Agree		Response total
							<b>207</b>
	0.48% (1)	4.83% (10)	3.87% (8)	32.85% (68)	57.97% (120)		

Statistics based on 207 respondents;

**I am satisfied phone call visits:**

	Strongly Disagree	Somewhat Disagree	Neither Agree or Disagree	Somewhat Agree	Strongly Agree		Response total
							<b>14</b>
	0% (0)	0% (0)	21.43% (3)	35.71% (5)	42.86% (6)		

Statistics based on 14 respondents;

**Describe your experience with video call visits.**

		Response total
		<b>156</b>

Statistics based on 156 respondents;

**Describe your experience with phone call visits.**

		Response total
		<b>8</b>

Statistics based on 8 respondents;

