



Parent Account Information



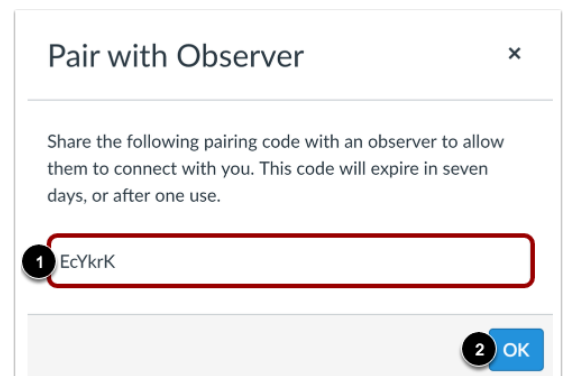
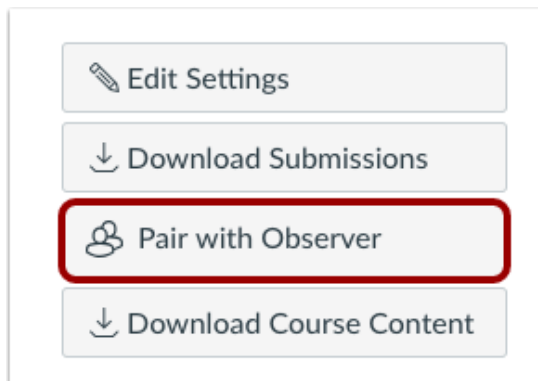
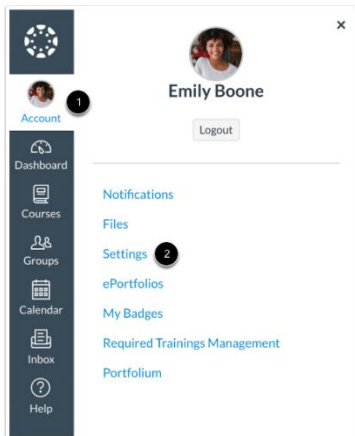
Parents can sign up as an observer in Canvas. Observers can link their Canvas account to their student's account so they can see assignment dues dates, announcements, and course content. Observers can view the course content but cannot participate in the course.

To observe a student, you must have a [student pairing code](#).

- Your student can generate a pairing code to link an observer to their Canvas account. Students must create a separate pairing code for each observer who wants to link to their account.
- Linked observers can view and participate in certain elements of your Canvas courses.
- If you are an observer and want to generate a pairing code for a student, you will need to log in to the student's Canvas account and follow the steps in this lesson. After you have copied the pairing code, you can link to the student by [entering the code in your User Settings](#).
- Pairing codes can only be generated from the web version of Canvas. Pairing codes cannot be generated from the Canvas mobile apps.

How to get a STUDENT PAIRING CODE

Open Settings – Click on Account then Settings – Pair with Observer – Copy Pairing Code



How to download the CANVAS PARENT APP on your phone

1. Open App Store
2. Open Search
3. Search for App – *canvas parent*
4. Select App
5. Install App
6. Open App

