

COVID-19 Surveys

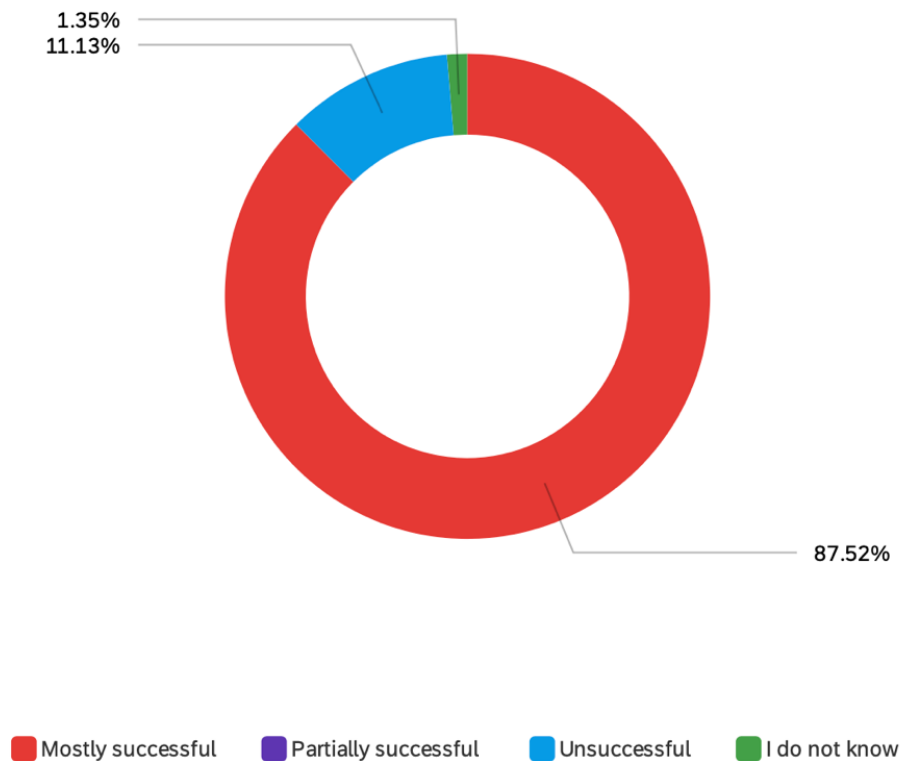
Summary of Key Results – June 2020

Between May 22nd and June 1st, Davis School District administered surveys seeking input from parents and staff on the district response to COVID-19 school closure and to inform district plans for school opening in fall 2020. This document provides a summary of responses to key survey questions.

Number of survey responses:

- Parent Survey: 17,165
- Staff Survey: 3,545

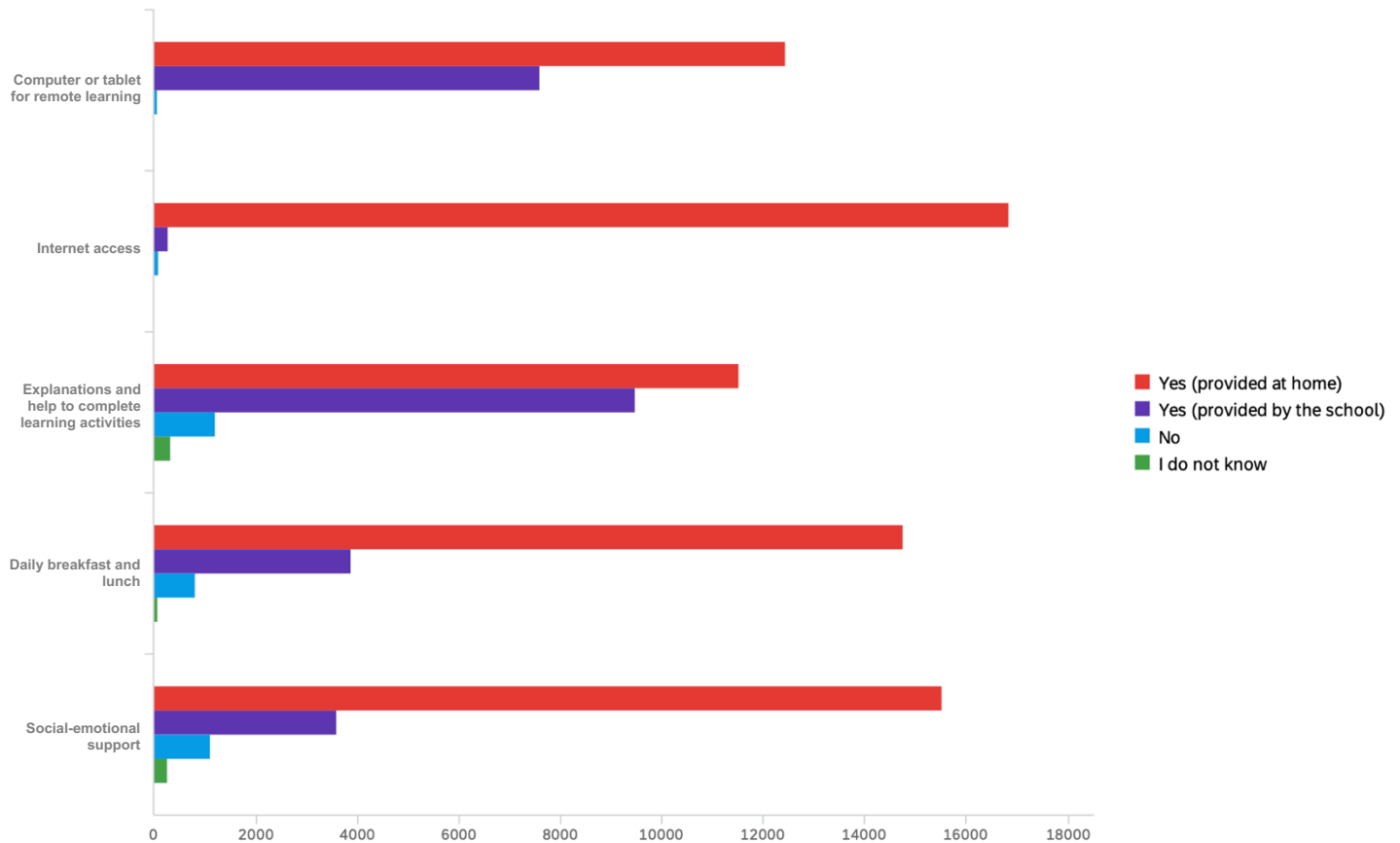
Parent Survey: During spring 2020 remote learning, how successful was your child at meeting the learning objectives established by the teacher(s)?



COVID-19 Surveys

Summary of Key Results – June 2020

Parent Survey: During spring 2020 remote learning, did your child have access to the following resources?



#	Field	Yes (provided at home)		Yes (provided by the school)		No		I do not know		Total
1	Computer or tablet for remote learning	61.86%	12441	37.79%	7600	0.32%	64	0.03%	6	20111
2	Internet Access	97.84%	16844	1.61%	277	0.52%	89	0.03%	6	17216
3	Explanations and help to complete learning activities	51.13%	11526	42.06%	9483	5.36%	1209	1.45%	326	22544
4	Daily breakfast and lunch	75.60%	14760	19.87%	3880	4.16%	812	0.37%	72	19524
5	Social-emotional support	75.75%	15527	17.55%	3598	5.41%	1109	1.29%	265	20499

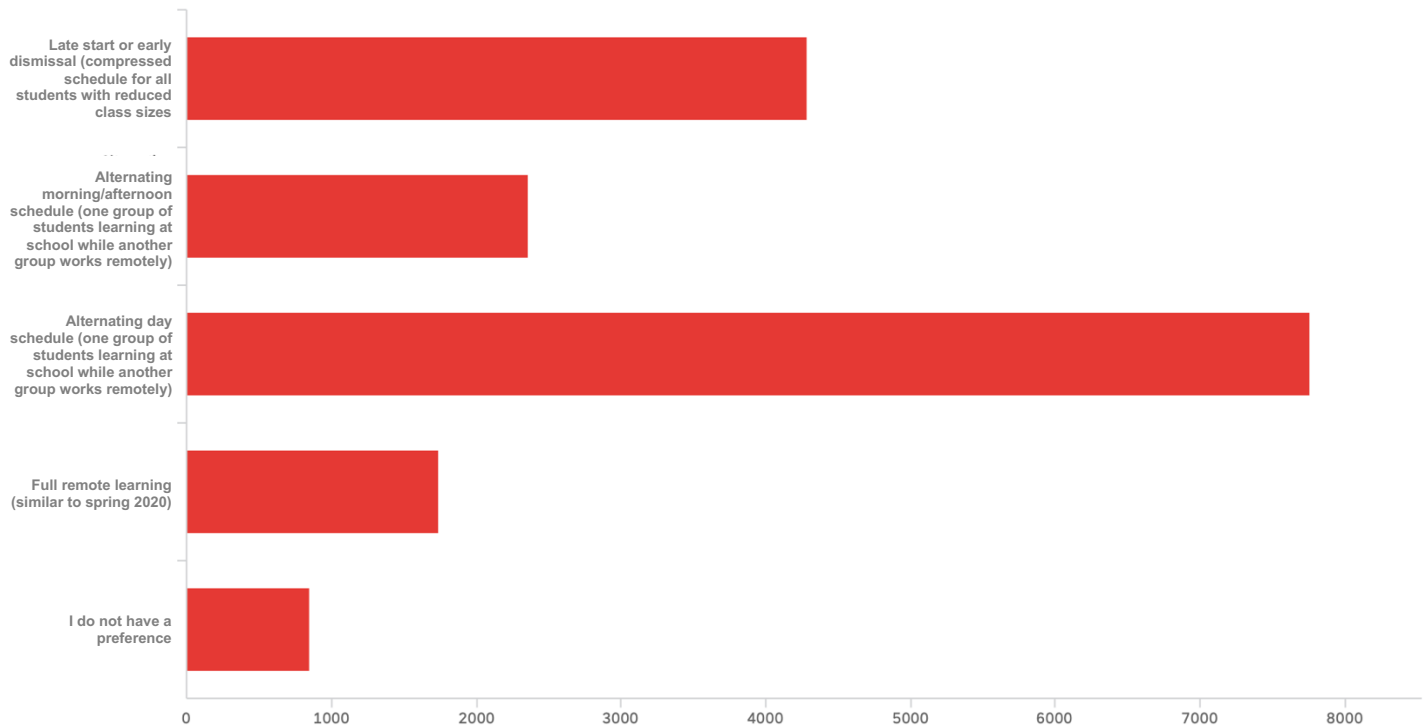
COVID-19 Surveys

Summary of Key Results – June 2020



Davis School District
LEARNING FIRST

Parent Survey: In order to meet requirements for disease prevention, school procedures during fall 2020 may be adjusted in some way (depending on infection rates and guidance from state health officials). If an alternative schedule is required to limit the number of students in proximity to each other, which would you prefer?



#	Field	Choice Count
1	Late start or early dismissal (compressed schedule for all students with reduced class sizes)	25.23% 4287
2	Alternating morning/afternoon schedule (one group of students learning at school while another works remotely)	13.88% 2358
3	Alternating day schedule (one group of students learning at school while another group works remotely)	45.67% 7761
4	Full remote learning (similar to spring 2020)	10.23% 1739
5	I do not have a preference	4.98% 847

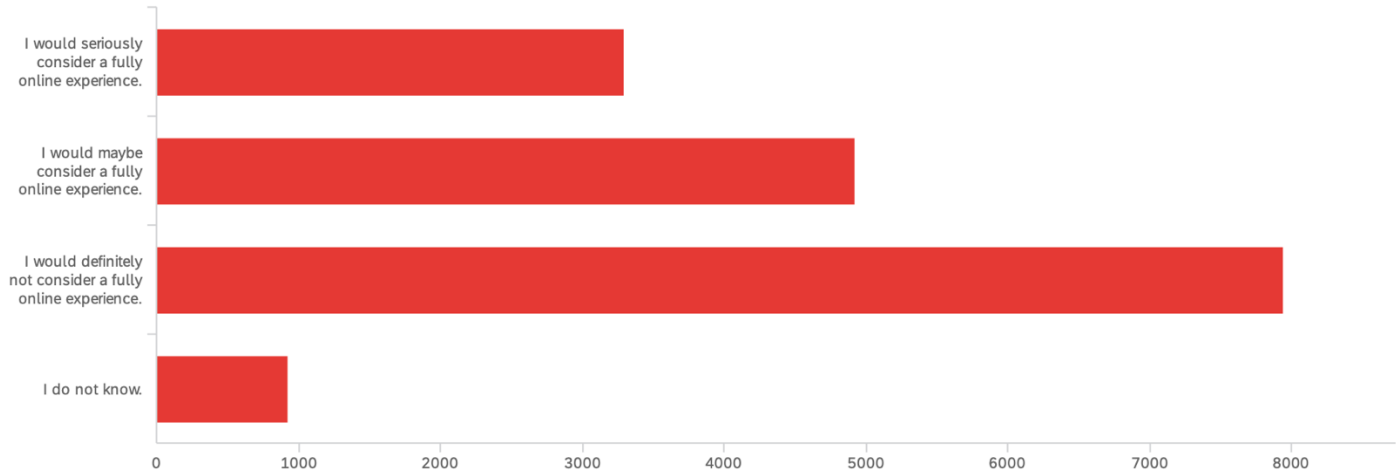
COVID-19 Surveys

Summary of Key Results – June 2020



Davis School District
LEARNING FIRST

Parent Survey: If the statewide COVID-19 situation remains largely unchanged and school opens in fall 2020, to what degree would you consider a fully online student experience instead of sending your student to school in person?



#	Field	Choice Count
1	I would seriously consider a fully online experience.	19.28% 3294
2	I would maybe consider a fully online experience.	28.82% 4924
3	I would definitely not consider a fully online experience.	46.50% 7945
4	I do not know.	5.41% 924

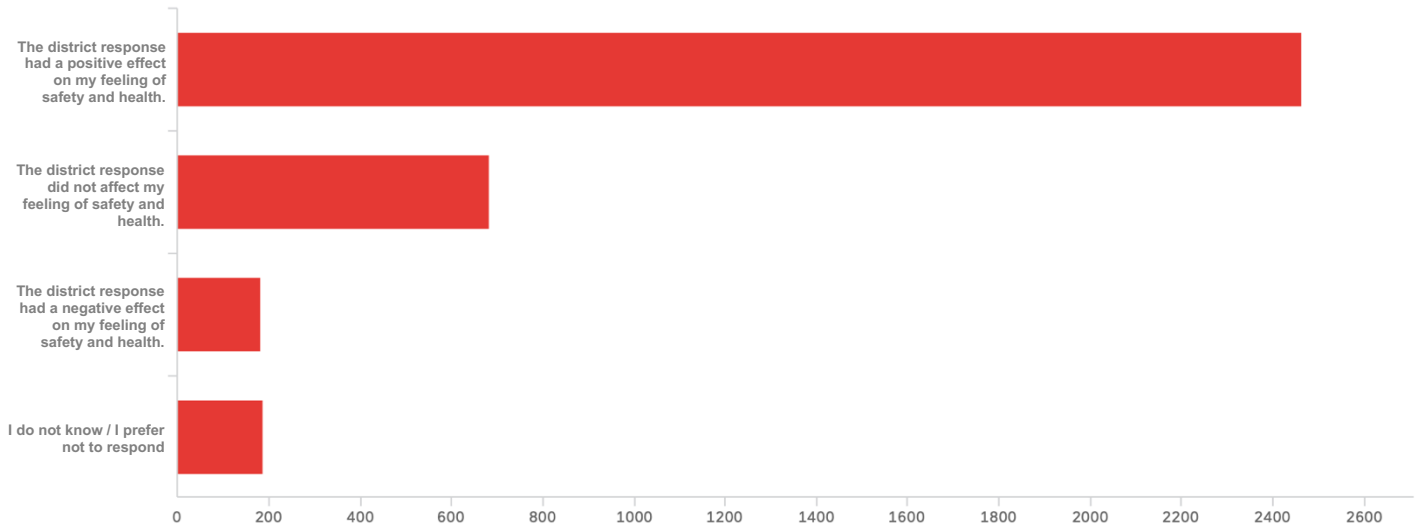
COVID-19 Surveys

Summary of Key Results – June 2020



Davis School District
LEARNING FIRST

Staff Survey: Which statement best describes the effect of the district response to COVID-19 on your personal feeling of safety and health?



#	Field	Choice Count
1	The district response had a positive effect on my feeling of safety and health.	70.08% 2464
2	The district response did not affect my feeling of safety and health.	19.43% 683
3	The district response had a negative effect on my feeling of safety and health.	5.18% 182
4	I do not know / I prefer not to respond.	5.32% 187

Between May 22 and June 1, 2020 the Davis School District sought parent input on remote learning efforts during the COVID-19 outbreak. This report provides a summary of their responses.

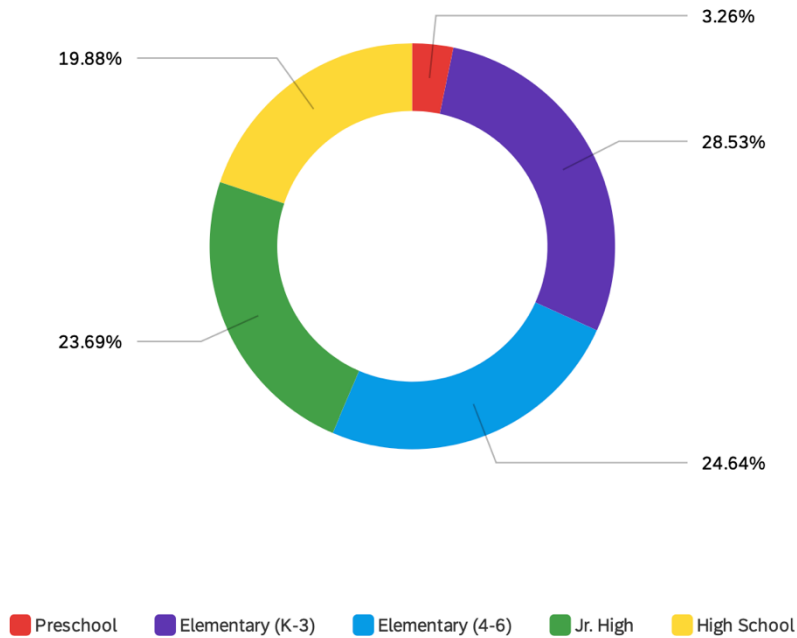
COVID-19 Parent Survey

Summary Report



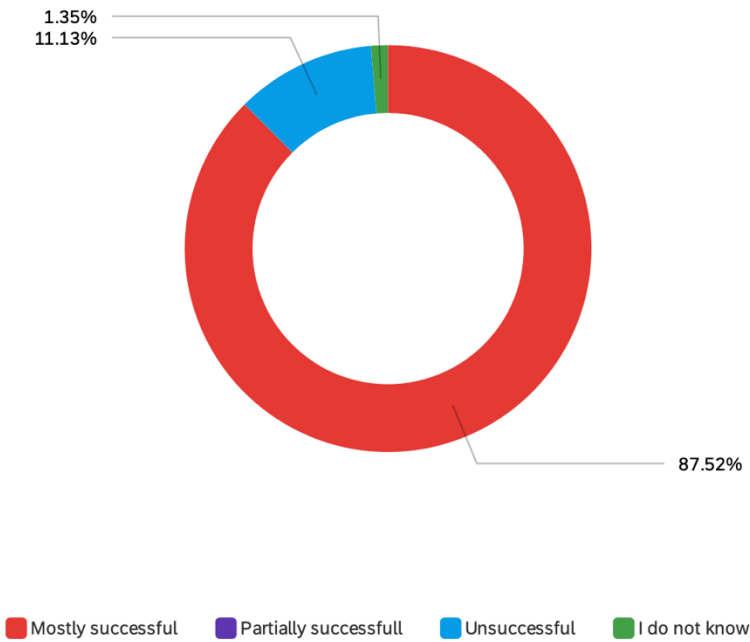
Davis School District
LEARNING FIRST

Which school level does your child attend in Davis School District (check all that apply)?



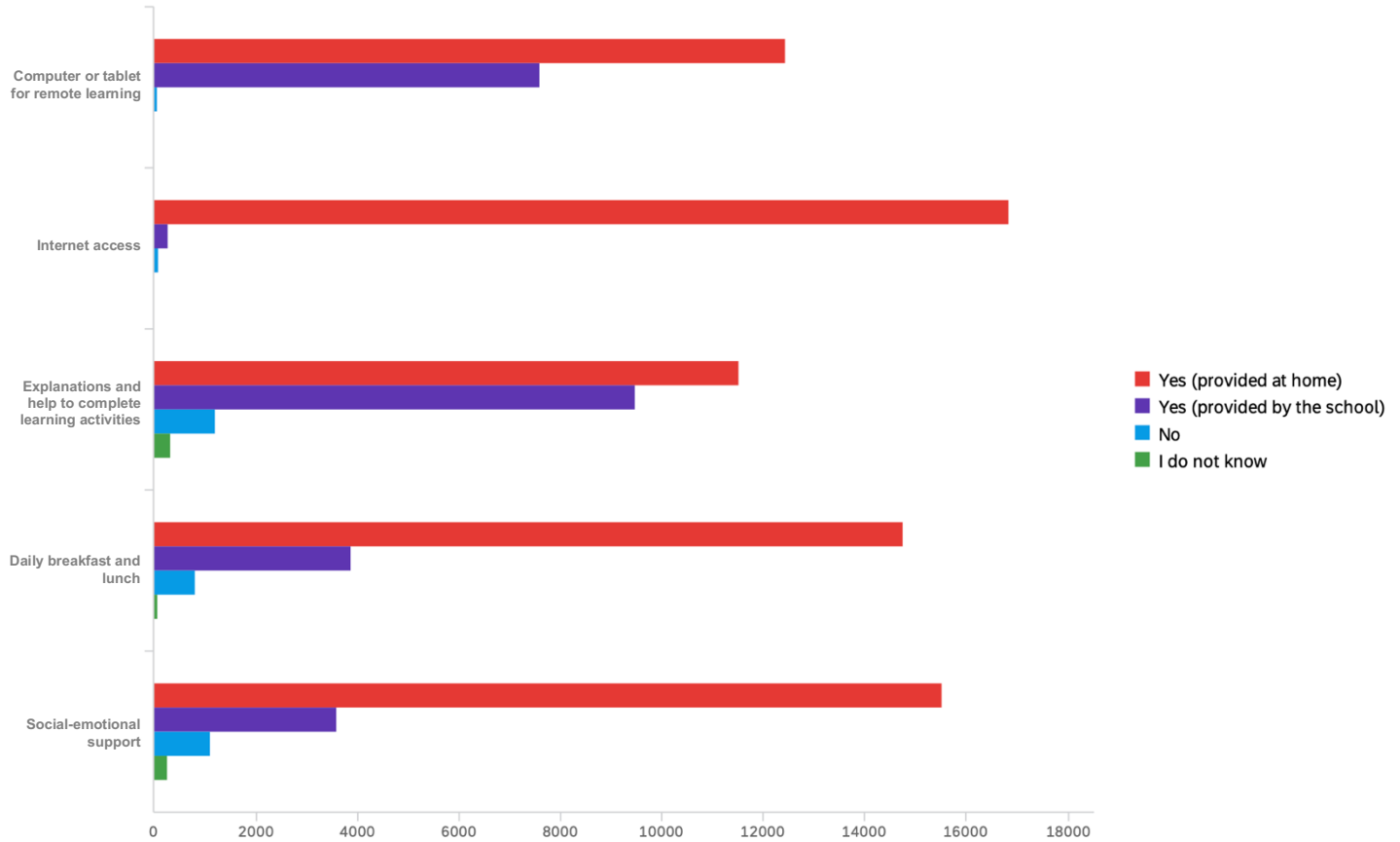
#	Field	Choice Count	
1	Preschool	3.26%	915
2	Elementary (K-3)	28.53%	8015
3	Elementary (4-6)	24.64%	6921
4	Jr. High	23.69%	6656
5	High School	19.88%	5584
			28091

During spring 2020 remote learning, how successful was your child at meeting the learning objectives established by the teacher(s)?



#	Field	Choice Count	
1	Mostly successful	87.52%	10249
2	Partially successfull	0.00%	0
3	Unsuccessful	11.13%	1303
4	I do not know	1.35%	158
		11710	

During spring 2020 remote learning, did your child have access to the following resources?

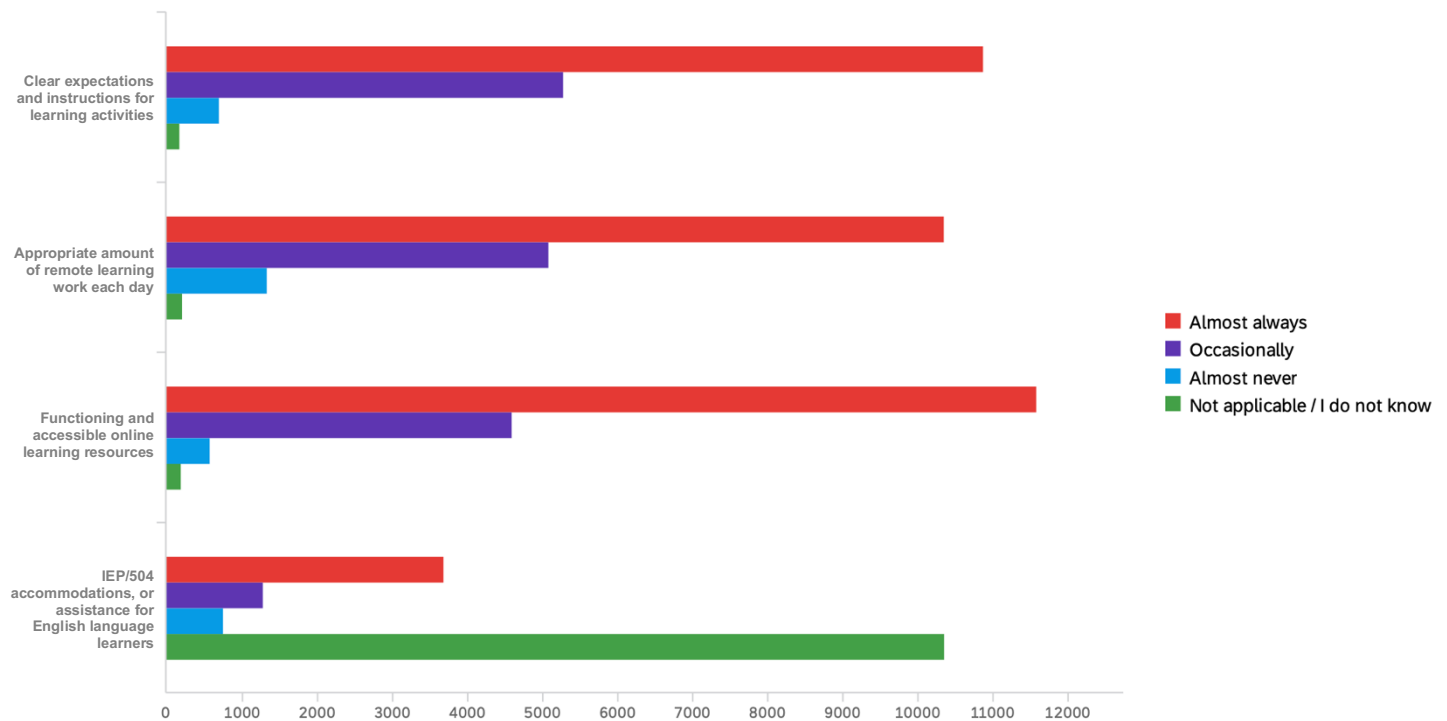


#	Field	Yes (provided at home)		Yes (provided by the school)		No		I do not know		Total
1	Computer or tablet for remote learning	61.86%	12441	37.79%	7600	0.32%	64	0.03%	6	20111
2	Internet Access	97.84%	16844	1.61%	277	0.52%	89	0.03%	6	17216
3	Explanations and help to complete learning activities	51.13%	11526	42.06%	9483	5.36%	1209	1.45%	326	22544
4	Daily breakfast and lunch	75.60%	14760	19.87%	3880	4.16%	812	0.37%	72	19524
5	Social-emotional support	75.75%	15527	17.55%	3598	5.41%	1109	1.29%	265	20499

COVID-19 Parent Survey

Summary Report – June 2020

During spring 2020 remote learning, how often were the following considerations offered as part of the learning experience?



#	Field	Almost always		Occasionally		Almost never		Not applicable / I do not know		Total
1	Clear expectations and instructions for learning activities	63.80%	10871	31.00%	5282	4.14%	706	1.05%	179	17038
2	Appropriate amount of remote learning work each day	60.91%	10349	29.93%	5086	7.90%	1342	1.27%	215	16992
3	Functioning and accessible online learning resources	68.28%	11577	27.12%	4598	3.44%	583	1.17%	198	16956
4	IEP/504 accommodations, or assistance for English language learners	22.94%	3691	8.00%	1288	4.72%	759	64.34%	10353	16091

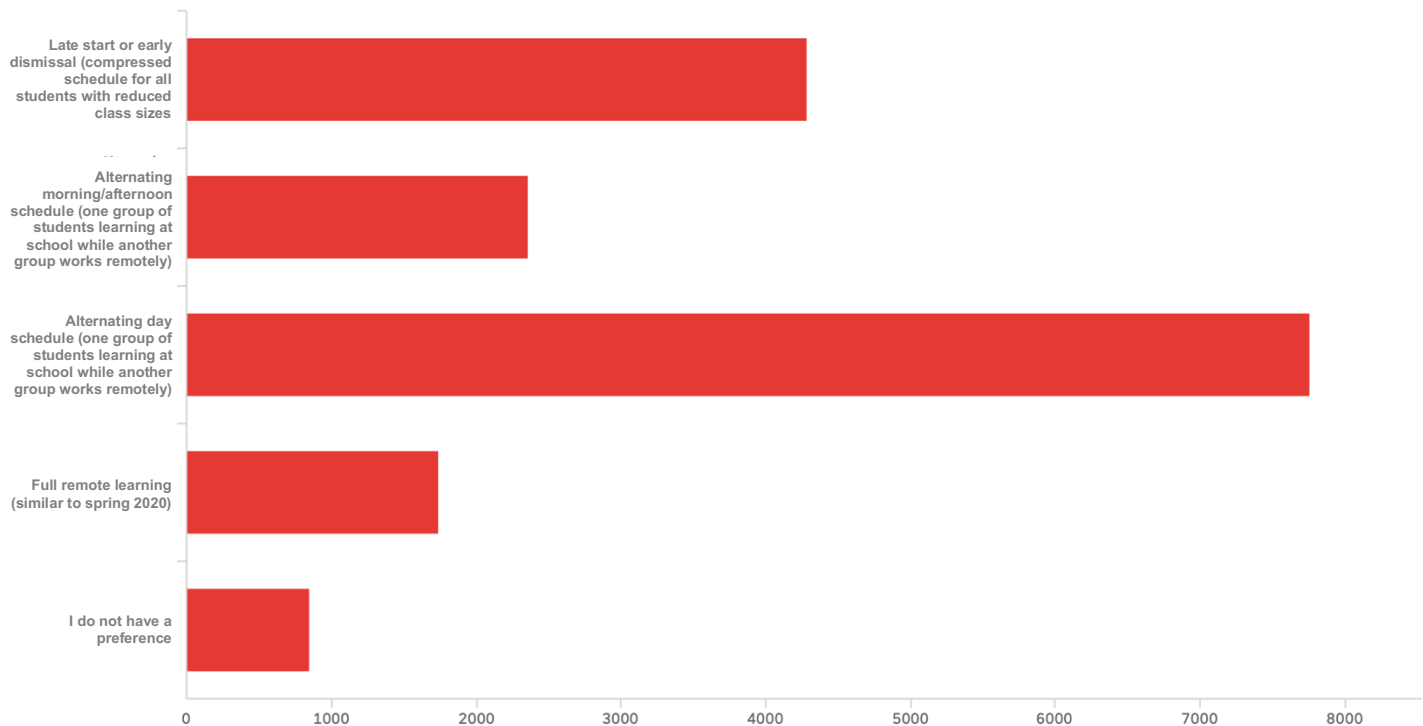
COVID-19 Parent Survey

Summary Report – June 2020



Davis School District
LEARNING FIRST

In order to meet requirements for disease prevention, school procedures during fall 2020 may be adjusted in some way (depending on infection rates and guidance from state health officials). If an alternative schedule is required to limit the number of students in proximity to each other, which would you prefer?



#	Field	Choice Count
1	Late start or early dismissal (compressed schedule for all students with reduced class sizes)	25.23% 4287
2	Alternating morning/afternoon schedule (one group of students learning at school while another works remotely)	13.88% 2358
3	Alternating day schedule (one group of students learning at school while another group works remotely)	45.67% 7761
4	Full remote learning (similar to spring 2020)	10.23% 1739
5	I do not have a preference	4.98% 847
		16992

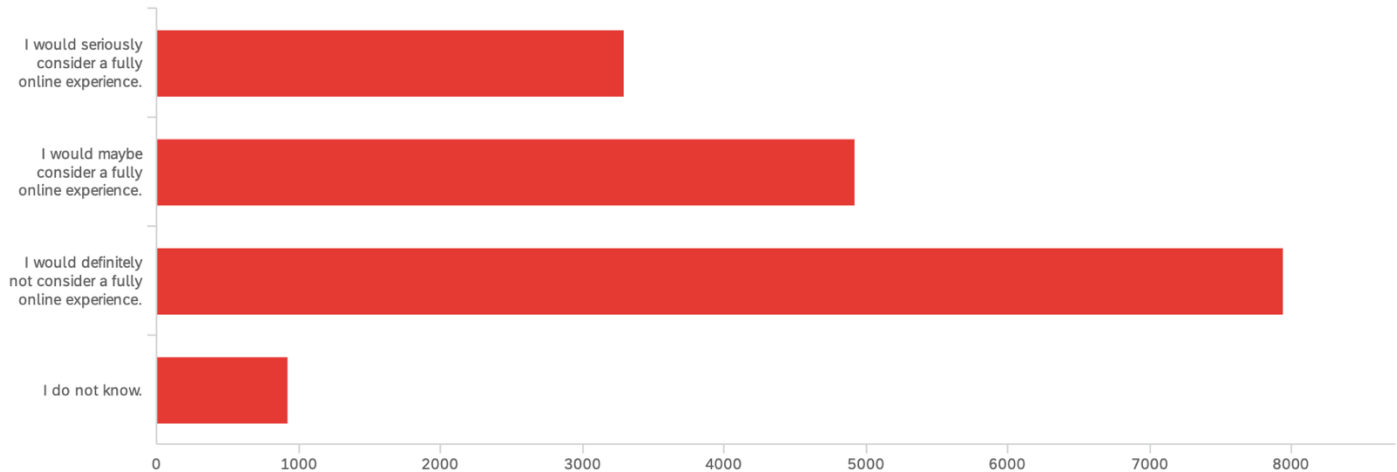
COVID-19 Parent Survey

Summary Report – June 2020



Davis School District
LEARNING FIRST

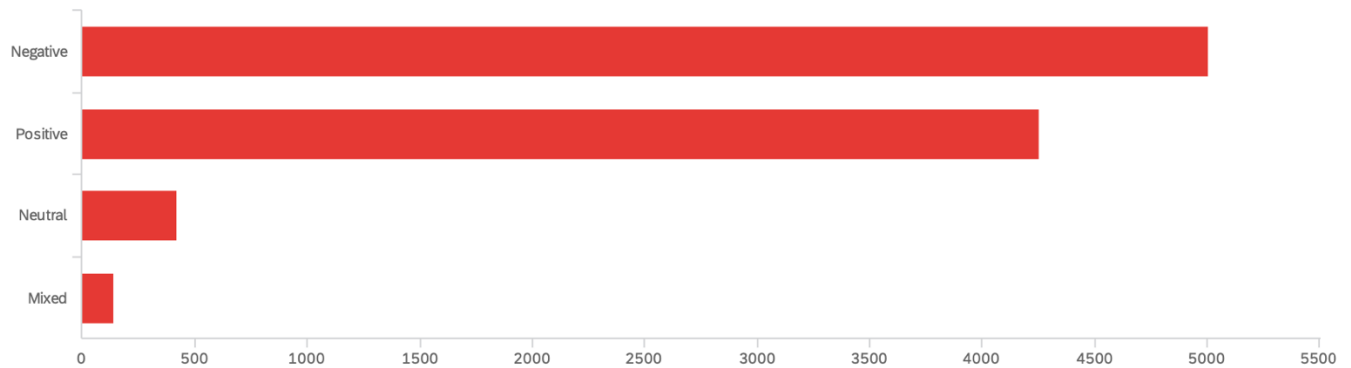
If the statewide COVID-19 situation remains largely unchanged and school opens in fall 2020, to what degree would you consider a fully online student experience instead of sending your student to school in person?



#	Field	Choice Count
1	I would seriously consider a fully online experience.	19.28% 3294
2	I would maybe consider a fully online experience.	28.82% 4924
3	I would definitely not consider a fully online experience.	46.50% 7945
4	I do not know.	5.41% 924
		17087

Please offer suggestions or input that will benefit the district as we make plans for the upcoming year.

Sentiment

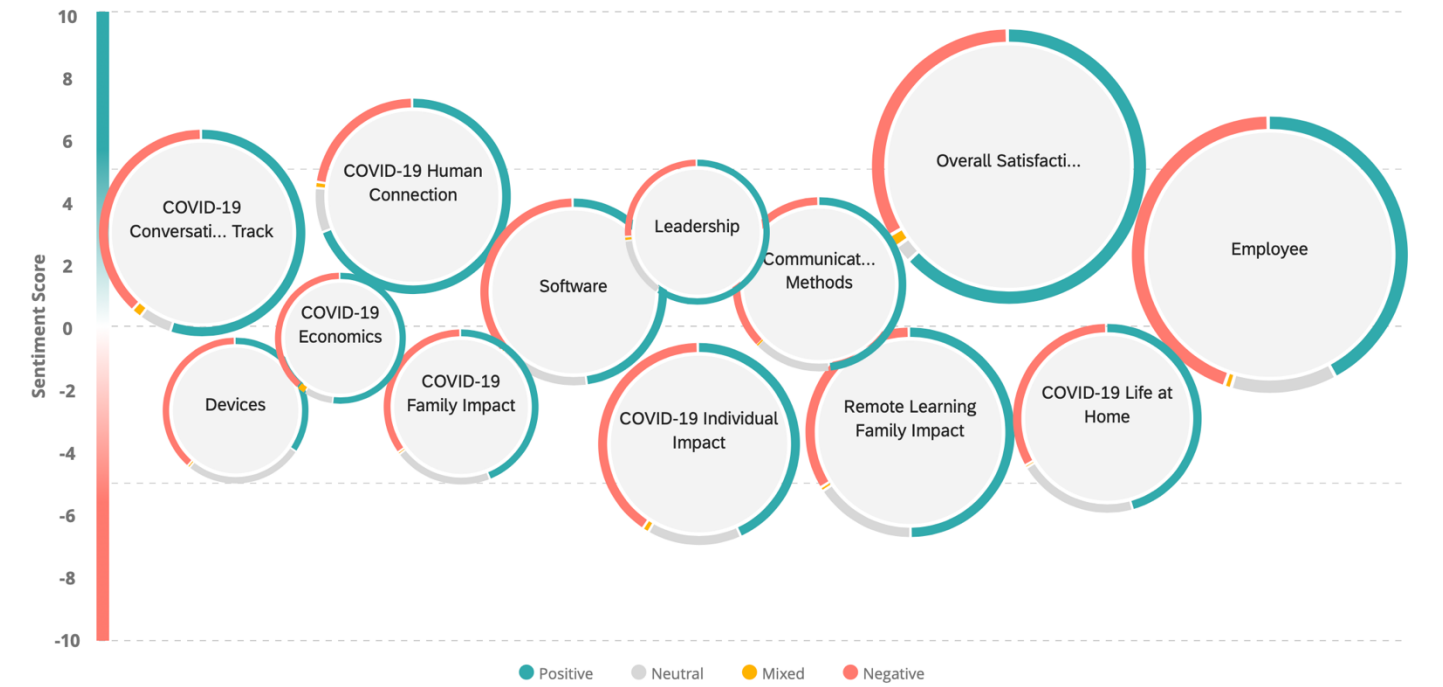


#	Field	Choice Count
Negative	Negative	50.96% 5007
Positive	Positive	43.31% 4255
Neutral	Neutral	4.30% 422
Mixed	Mixed	1.44% 141
		9825

Sentiment Statistics

#	Field	Minimum	Maximum	Mean	Std Deviation	Variance	Count
1	Q8 - Sentiment Score	-10.00	10.00	-0.60	4.30	18.50	9,825

Topics



Responses

A list of all 9,825 comments is retained in the district office and can be made available to district administrators upon request.



Davis School District
LEARNING FIRST

Between May 22 and June 1, 2020 the Davis School District sought staff input on remote learning efforts during the COVID-19 outbreak. This report provides a summary of their responses.

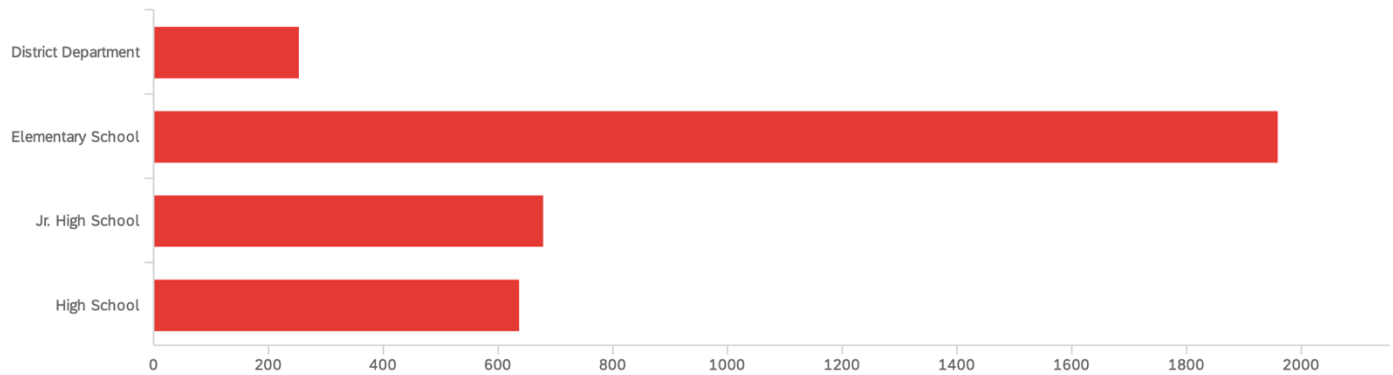
COVID-19 Staff Survey

Summary Report



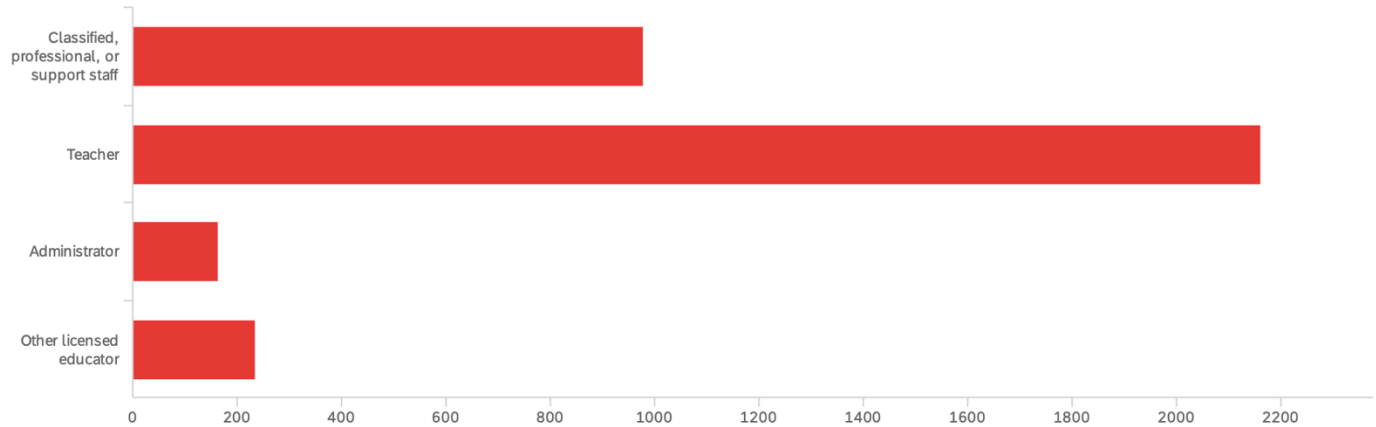
Davis School District
LEARNING FIRST

At which type of district facility do you work?



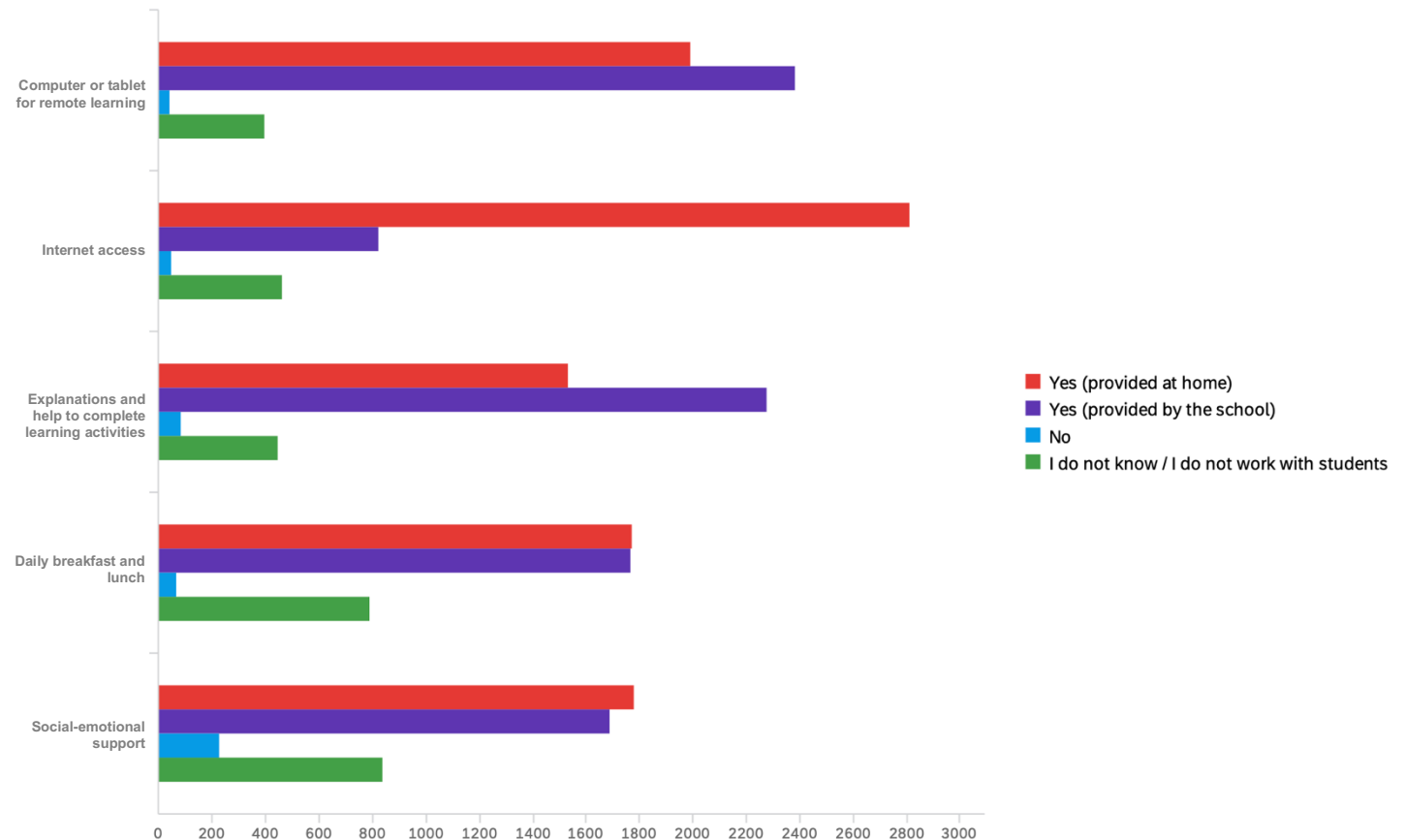
#	Field	Choice Count
1	District Department	7.17% 253
2	Elementary School	55.54% 1960
3	Jr. High School	19.24% 679
4	High School	18.05% 637
		3529

Which best describes your position?



#	Field	Choice Count
1	Classified, professional, or support staff	27.66% 978
2	Teacher	61.11% 2161
3	Administrator	4.61% 163
4	Other licensed educator	6.62% 234
		3536

During spring 2020 remote learning, did a majority of students you work with have access to the following resources?

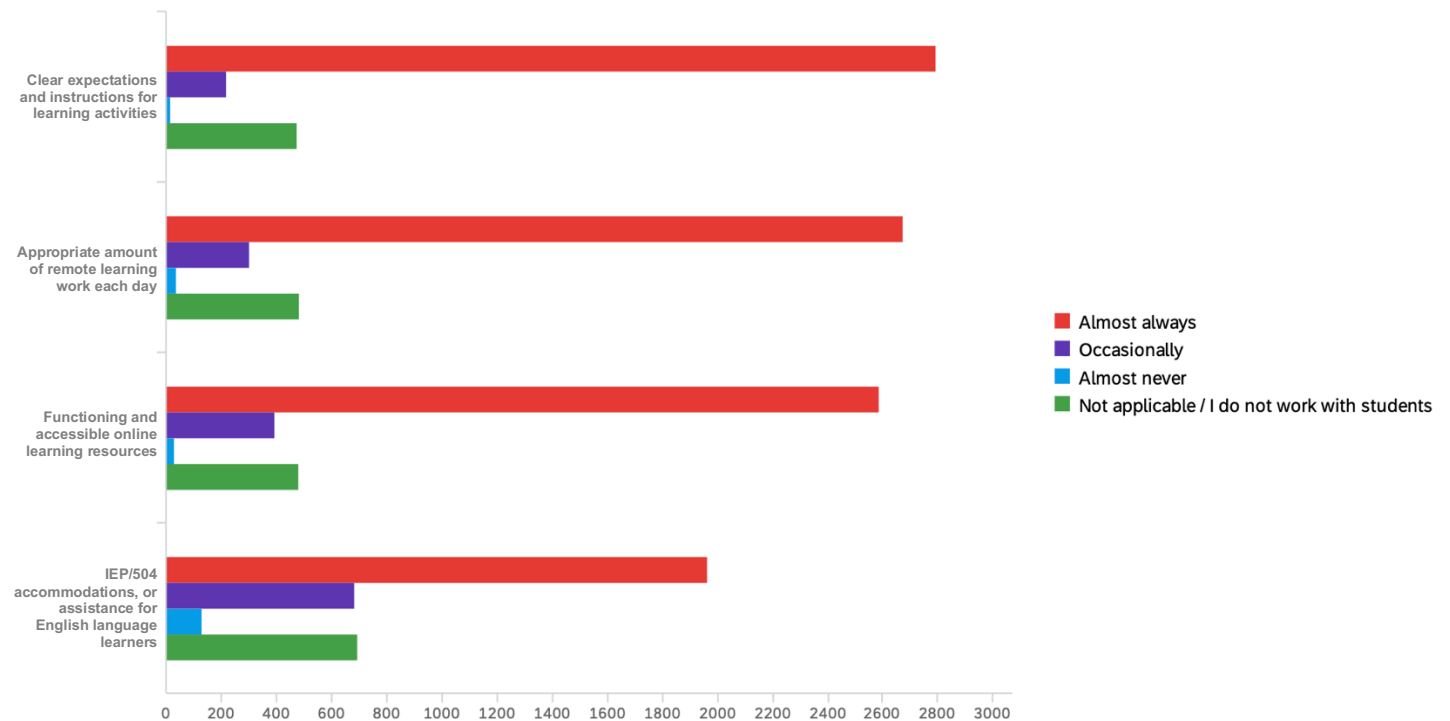


#	Field	Yes (provided at home)	Yes (provided by the school)	No	I do not know / I do not work with students	Total
1	Computer or tablet for remote learning	41.37% 1993	49.51% 2385	0.87% 42	8.24% 397	4817
2	Internet access	67.82% 2814	19.86% 824	1.16% 48	11.16% 463	4149
3	Explanations and help to complete learning activities	35.31% 1534	52.46% 2279	1.93% 84	10.29% 447	4344
4	Daily breakfast and lunch	40.30% 1773	40.19% 1768	1.52% 67	17.98% 791	4399
5	Social-emotional support	39.25% 1781	37.24% 1690	5.02% 228	18.49% 839	4538

COVID-19 Staff Survey

Summary Report – June 2020

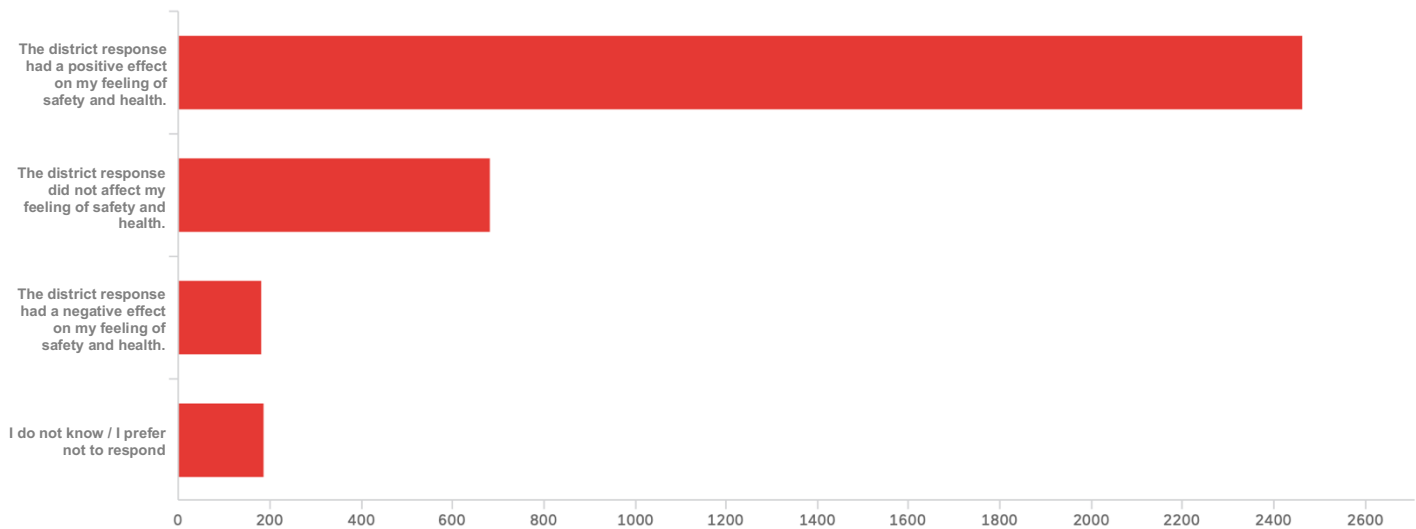
During spring 2020 remote learning, how often were the following considerations offered to a majority of the students you work with as part of the learning experience?



#	Field	Almost always		Occasionally		Almost never		Not applicable / I do not work with students		Total
1	Clear expectations and instructions for learning activities	79.81%	2794	6.23%	218	0.43%	15	13.54%	474	3501
2	Appropriate amount of remote learning work each day	76.56%	2675	8.61%	301	1.03%	36	13.80%	482	3494
3	Functioning and accessible online learning resources	74.15%	2588	11.26%	393	0.83%	29	13.75%	480	3490
4	IEP/504 accommodations, or assistance for English language learners	56.61%	1965	19.68%	683	3.72%	129	19.99%	694	3471

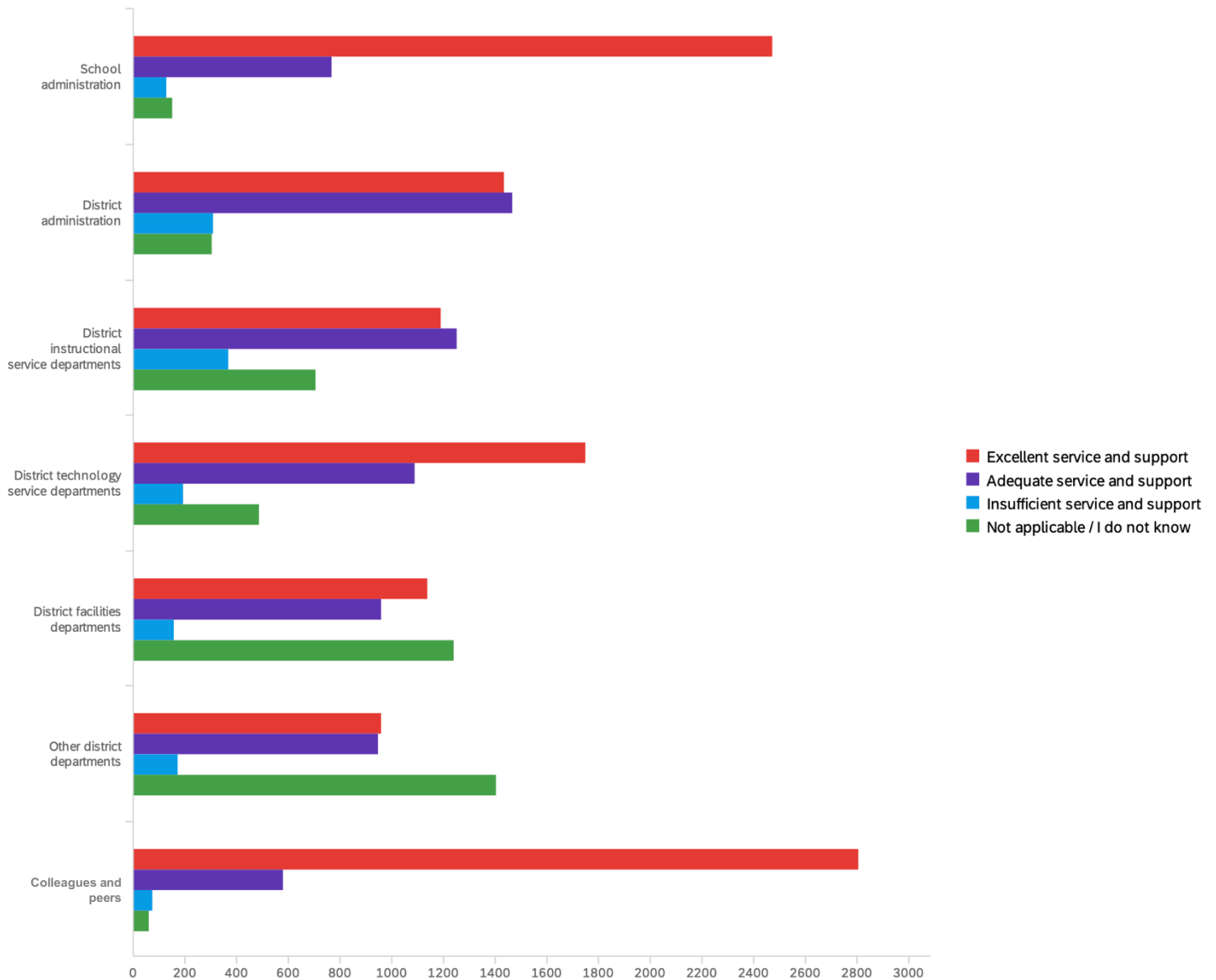


Which statement best describes the effect of the district response to COVID-19 on your personal feeling of safety and health?



#	Field	Choice Count
1	The district response had a positive effect on my feeling of safety and health.	70.08% 2464
2	The district response did not affect my feeling of safety and health.	19.43% 683
3	The district response had a negative effect on my feeling of safety and health.	5.18% 182
4	I do not know / I prefer not to respond.	5.32% 187
		3516

A majority of employees worked remotely during spring 2020. Indicate the quality of service and support you received from the groups listed below during this time.



COVID-19 Staff Survey

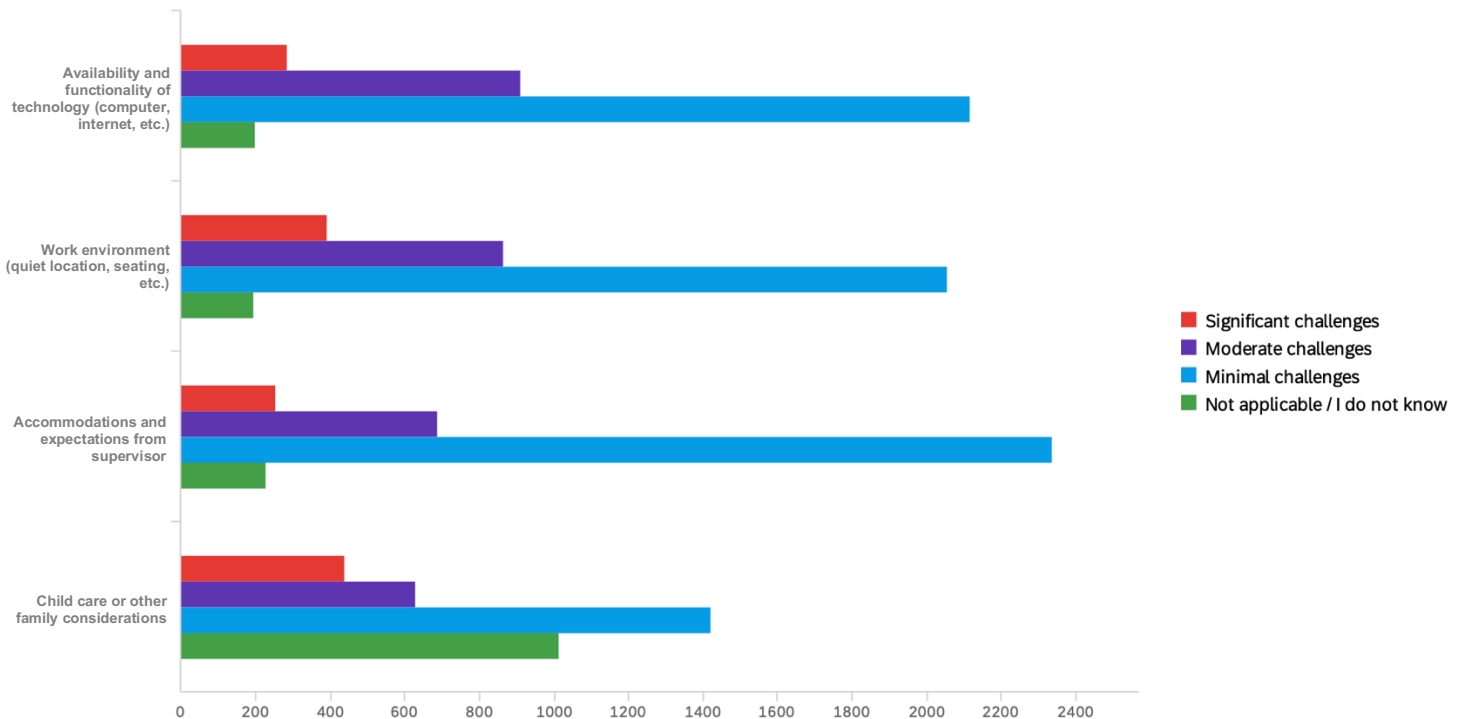
Summary Report – June 2020

#	Field	Excellent service and support		Adequate service and support		Insufficient service and support		Not applicable / I do not know		Total
1	School administration	70.28%	2476	21.80%	768	3.63%	128	4.29%	151	3523
2	District administration	40.83%	1436	41.74%	1468	8.79%	309	8.64%	304	3517
3	District instructional service departments	33.85%	1191	35.62%	1253	10.46%	368	20.07%	706	3518
4	District technology service departments	49.74%	1752	30.95%	1090	5.48%	193	13.83%	487	3522
5	District facilities departments	32.57%	1139	27.45%	960	4.49%	157	35.49%	1241	3497
6	Other district departments	27.55%	960	27.20%	948	4.94%	172	40.32%	1405	3485
7	Colleagues and peers	79.73%	2809	16.46%	580	2.10%	74	1.70%	60	3523

COVID-19 Staff Survey

Summary Report – June 2020

A majority of employees worked remotely during spring 2020. To what degree did the following present challenges for you as you worked remotely?



#	Field	Significant challenges		Moderate challenges		Minimal challenges		Not applicable / I do not know		Total
1	Availability and functionality of technology (computer, internet, etc.)	8.12%	285	25.94%	911	60.28%	2117	5.67%	199	3512
2	Work environment (quiet location, seating, etc.)	11.17%	392	24.66%	865	58.61%	2056	5.56%	195	3508
3	Accommodations and expectations from supervisor	7.24%	254	19.62%	688	66.64%	2337	6.50%	228	3507
4	Child care or other family considerations	12.53%	439	17.95%	629	40.58%	1422	28.94%	1014	3504

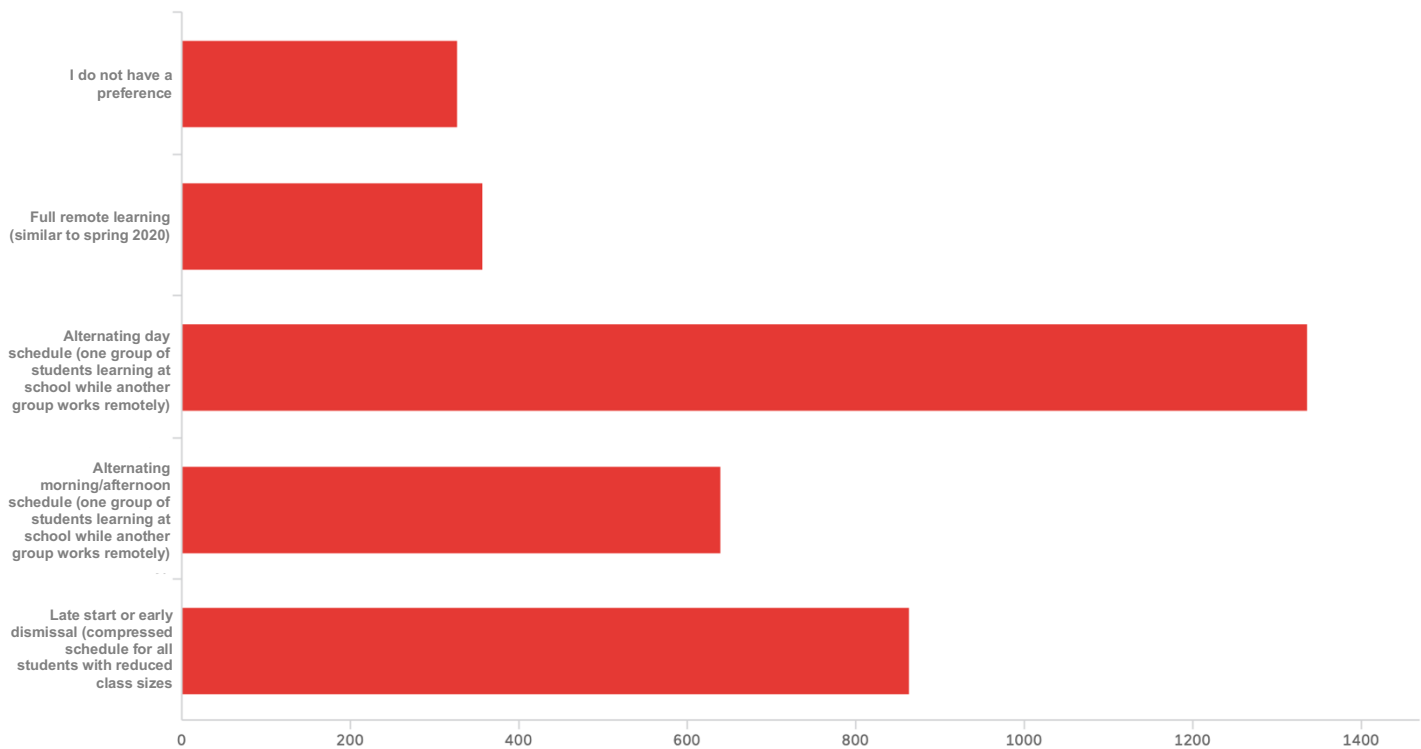
COVID-19 Staff Survey

Summary Report – June 2020



Davis School District
LEARNING FIRST

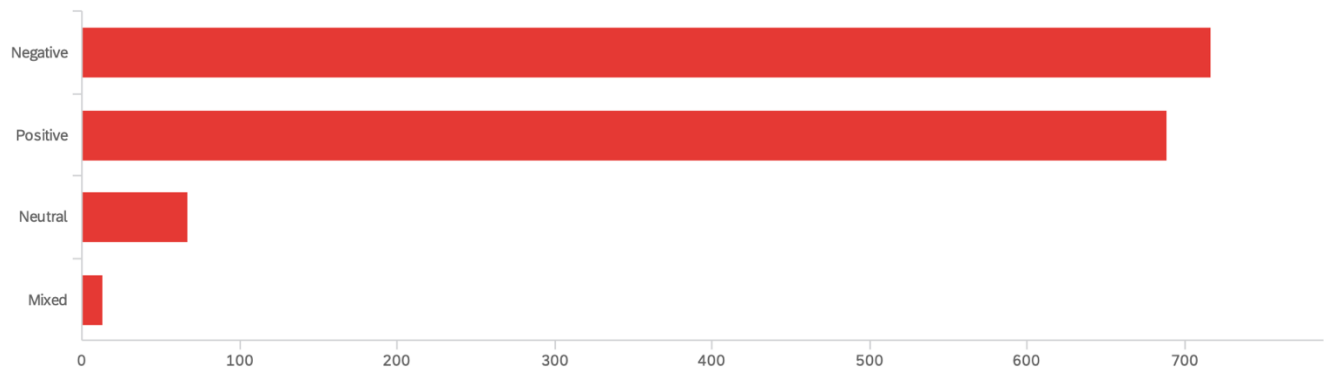
In order to meet requirements for disease prevention, school procedures during fall 2020 may be adjusted in some way (depending on infection rates and guidance from state health officials). If an alternative schedule is required to limit the number of students in proximity to each other, which would you prefer?



#	Field	Choice Count
1	I do not have a preference	9.28% 327
2	Full remote learning (similar to spring 2020)	10.13% 357
3	Alternating day schedule (one group of students learning at school while another group works remotely)	37.93% 1337
4	Alternating morning/afternoon schedule (one group of students learning at school while another group works remotely)	18.16% 640
5	Late start or early dismissal (compressed schedule for all students with reduced class sizes)	24.51% 864
		3525

Please offer suggestions or input that will benefit the district as we make plans for the upcoming year.

Sentiment



#	Field	Choice Count
Negative	Negative	48.25% 717
Positive	Positive	46.37% 689
Neutral	Neutral	4.51% 67
Mixed	Mixed	0.87% 13
		1486

Sentiment Statistics

#	Field	Minimum	Maximum	Mean	Std Deviation	Variance	Count
1	Q9 - Sentiment Score	-10.00	10.00	-0.16	4.04	16.30	1,486

Topics



Responses

A list of all 1,486 comments is retained in the district office and can be made available to district administrators upon request.



Davis School District
LEARNING FIRST