

# SchoolsPLP Training – Student View

---

## Table of Contents

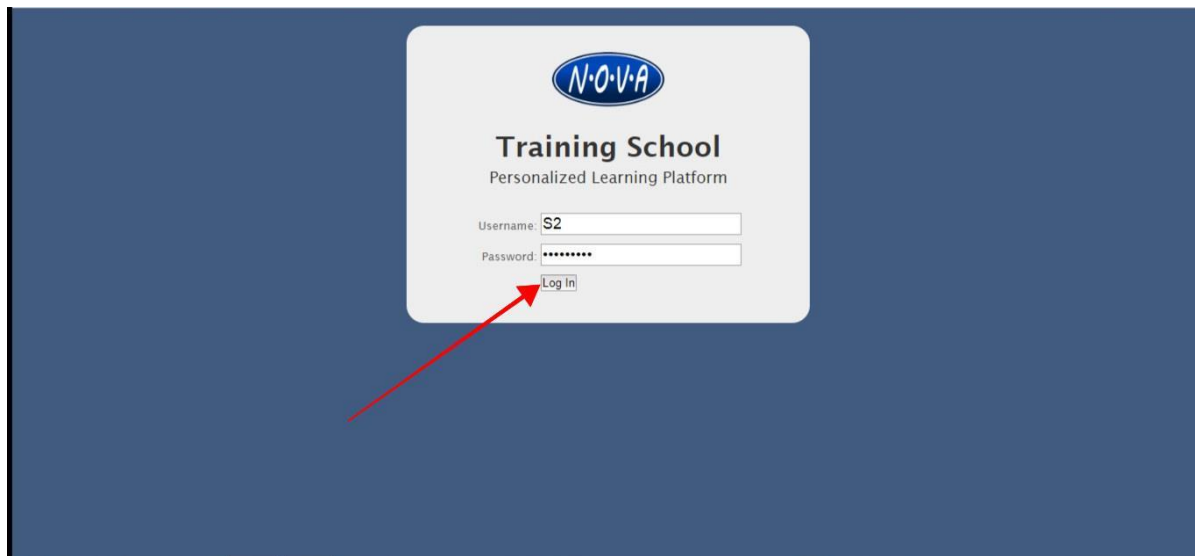
Log In.....	1
Student Overview .....	2
Report Card.....	2
Daily Activity .....	3
Messages.....	4
Working on a Course.....	5
Exiting the Program.....	7

## Log In

URL: nova-training.schoolsplp.com

Username: s2

Password: Password1 (passwords are case sensitive)



## Student Overview

The student overview lists students' courses, along with progress, performance, and the latest activity. This is the default page that opens when a student logs in. The only exception is if a student has a message from his/her teacher.

**Nova Student** Overall Progress:   
Grades: **FD**

**Overview** | Report Card | Daily Activity | Messages (0) Send Message...

**N. Teacher's Classroom**  
**2019-2020:EOC Exam Prep Algebra 1** Grade: **F** (30.7%)  
Credits: 0.01 / 0.50

Work on this course

Start: May 19, 2019, Due: Nov 15, 2019  
2 lessons finished today in 26.4 minutes  
2 lessons finished this week in 26.4 minutes  
2 of 132 lessons finished

---

**One and Teacher's Classroom**  
**Biology A** Grade: **D** (62.7%)  
Credits: 0.02 / 0.50

Work on this course

Start: May 19, 2019, Due: Nov 15, 2019  
4 lessons finished today in 15.4 minutes  
4 lessons finished this week in 15.4 minutes  
4 of 103 lessons finished

**Latest Activity**

today, 8:37 am, **D (66.3%)** on *Quiz 1* in *Biology A*

---

today, 8:33 am, 4 minutes on *Lesson 3 - How Organisms Are Organized* in *Biology A*

---

today, 8:31 am, **F (37.0%)** on *Lesson 2 - The Basic Plant and Animal Cell* in *Biology A*

---

today, 8:27 am, **D (66.6%)** on *Lesson 1 - What Is a Cell?* in *Biology A*

---

today, 8:20 am, 1 minute on *Skill 1: Real Numbers* in *2019-2020:EOC Exam Prep Algebra 1*

---

today, 8:07 am, **F (30.2%)** on *Unit 1 Pre-Test* in *2019-2020:EOC Exam Prep Algebra 1*

---

today, 7:55 am, **F (30.7%)** on *EOC Exam Prep Algebra 1 - PreTest* in *2019-2020:EOC Exam Prep Algebra 1*

## Report Card

This tab provides a detailed report of the students' progress and performance in each course.

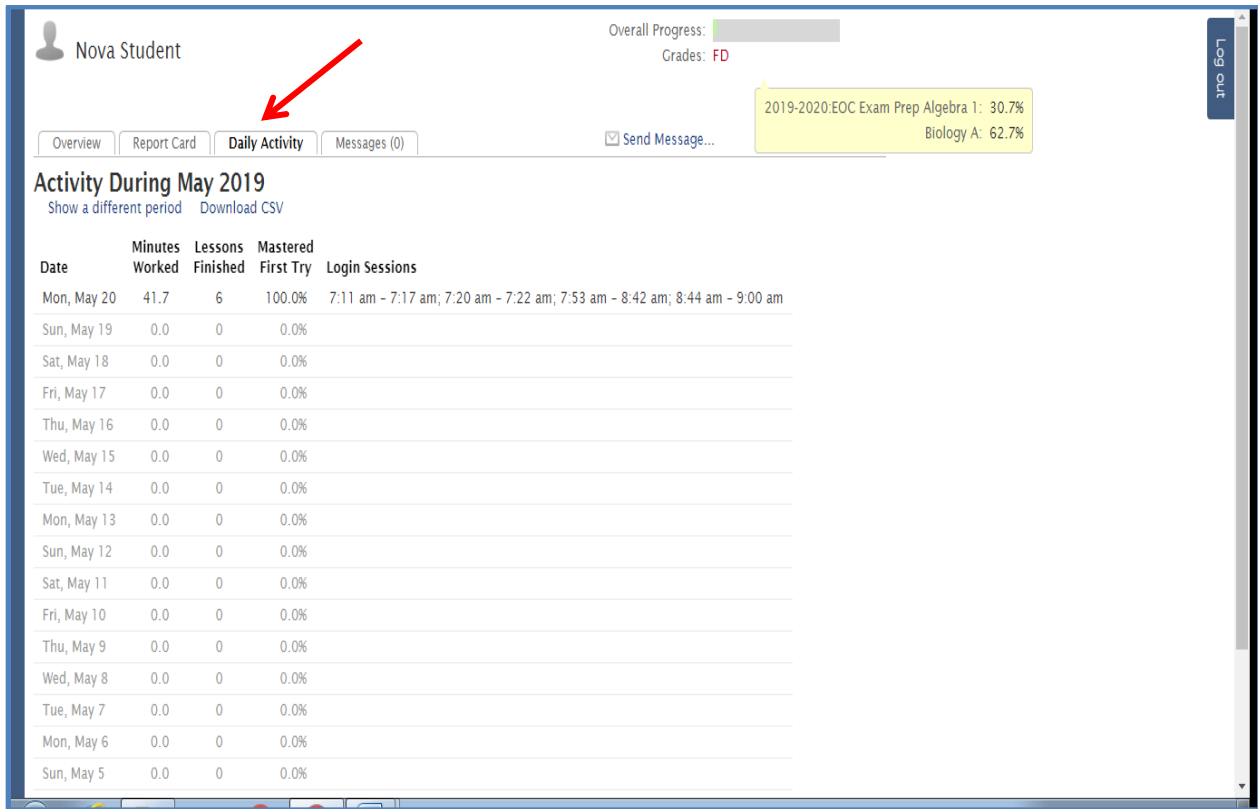
**Nova Student** Overall Progress:   
Grades: **FD**

**Report Card** | Overview | Daily Activity | Messages (0) Send Message...

Course	Assigned	Due	State	Progress	Grade	Instr. Days	Hours Logged	Finished Lessons	Unfinished Lessons	Total Lessons	Credits
2019-2020:EOC Exam Prep Algebra 1	May 19, 2019	Nov 15, 2019	active	on track	F (30.7%)	1	0.4	2	130	132	0.01/0.50
Biology A	May 19, 2019	Nov 15, 2019	active	on track	D (62.7%)	1	0.3	4	99	103	0.02/0.50

## Daily Activity

This tab lists activity by the student each day. NOTE: The times listed are MST (Mountain Standard Time). Add 3 hours during our Daylight Savings Time and 2 hours during our Eastern Standard Time.



**Nova Student**

Overall Progress:   
Grades: **FD**

2019-2020 EOC Exam Prep Algebra 1: 30.7%  
Biology A: 62.7%

Overview Report Card **Daily Activity** Messages (0)  Send Message...

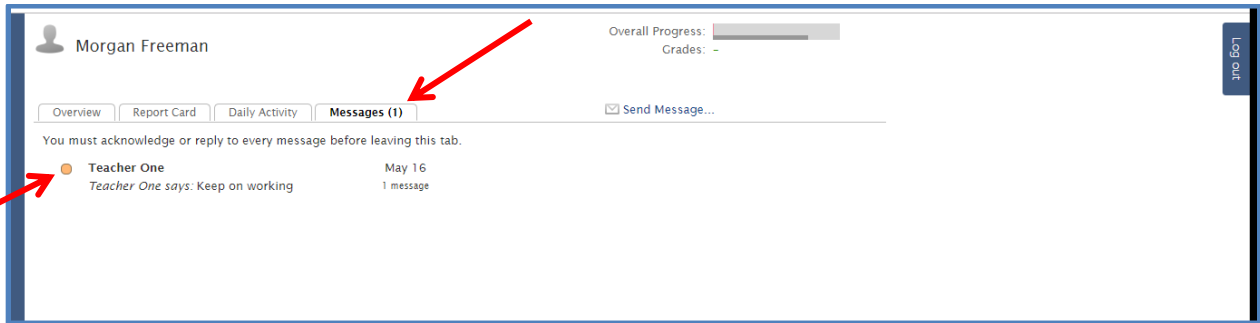
### Activity During May 2019

[Show a different period](#) [Download CSV](#)

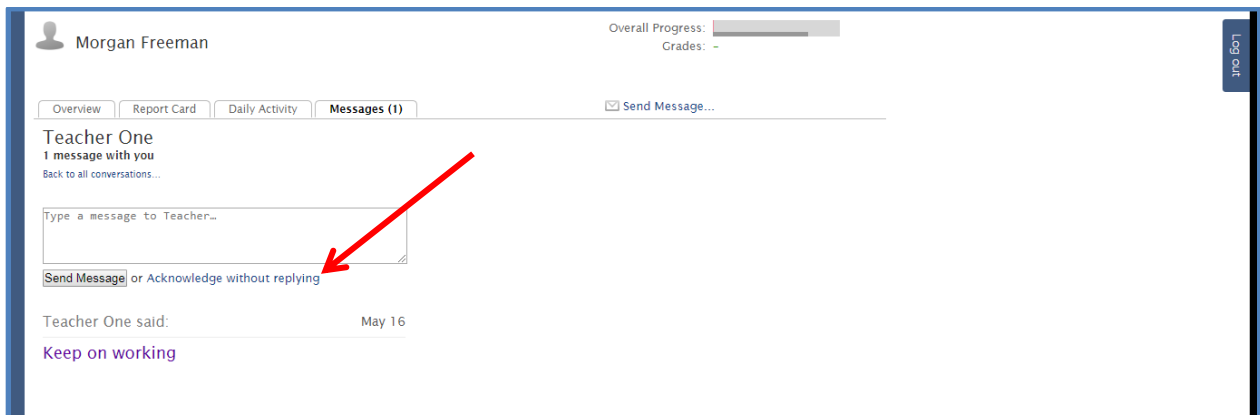
Date	Minutes Worked	Lessons Finished	Mastered First Try	Login Sessions
Mon, May 20	41.7	6	100.0%	7:11 am - 7:17 am; 7:20 am - 7:22 am; 7:53 am - 8:42 am; 8:44 am - 9:00 am
Sun, May 19	0.0	0	0.0%	
Sat, May 18	0.0	0	0.0%	
Fri, May 17	0.0	0	0.0%	
Thu, May 16	0.0	0	0.0%	
Wed, May 15	0.0	0	0.0%	
Tue, May 14	0.0	0	0.0%	
Mon, May 13	0.0	0	0.0%	
Sun, May 12	0.0	0	0.0%	
Sat, May 11	0.0	0	0.0%	
Fri, May 10	0.0	0	0.0%	
Thu, May 9	0.0	0	0.0%	
Wed, May 8	0.0	0	0.0%	
Tue, May 7	0.0	0	0.0%	
Mon, May 6	0.0	0	0.0%	
Sun, May 5	0.0	0	0.0%	

## Messages

If a student has a message from the teacher, this screen will be the default when a student logs in. The student must click on the message and then reply or acknowledge the message before he/she can go to Overview and begin work.

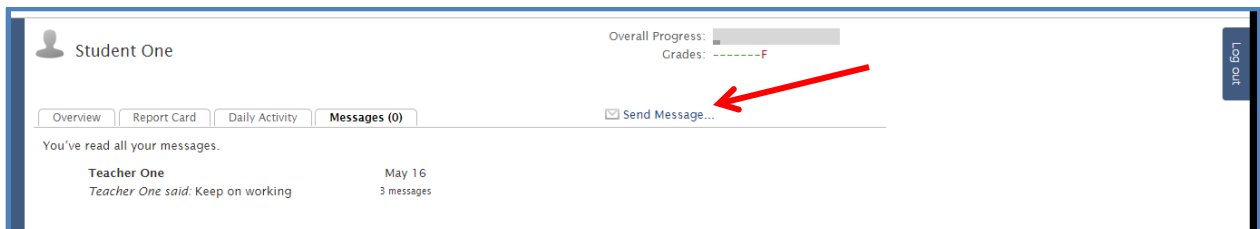


This screenshot shows the Messages page for Morgan Freeman. At the top, there is a navigation bar with tabs for Overview, Report Card, Daily Activity, and Messages (1). A red arrow points to the Messages (1) tab. Below the navigation bar, there is a message from Teacher One dated May 16 with the text "Keep on working". A red arrow points to the message. At the bottom right, there is a "Log out" button.

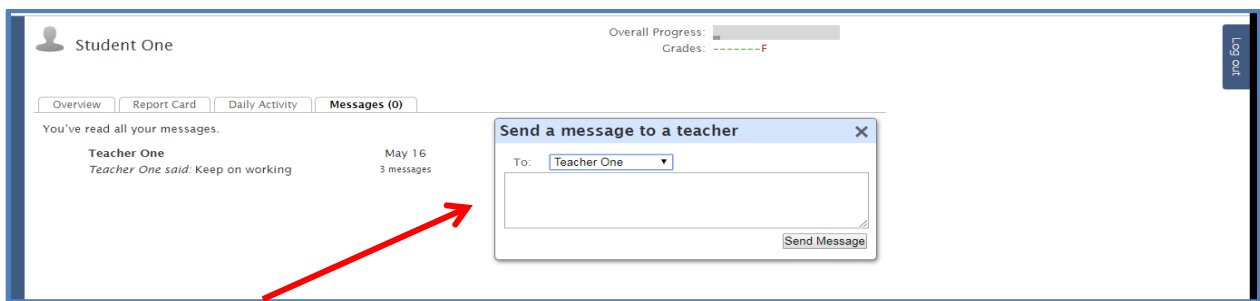


This screenshot shows the details of the message from Teacher One. It includes a text input field for replying, a "Send Message" button, and a link to "Acknowledge without replying". Below the input field, the message content "Keep on working" is displayed. A red arrow points to the "Send Message" button.

A student may also send the teacher a message from this page.



This screenshot shows the Messages page for Student One. The navigation bar shows Messages (0). A red arrow points to the "Send Message..." button. Below the navigation bar, there is a message from Teacher One dated May 16 with the text "Keep on working".



This screenshot shows the Messages page for Student One with a modal window open. The modal is titled "Send a message to a teacher" and has a dropdown menu for "To:" set to "Teacher One" and a "Send Message" button. A red arrow points to the modal.

# Working on a Course

From the Overview screen, students may click on the name of the course to get assignment details

**Nova Student** Overall Progress:   
Grades: **FD**

Overview | Report Card | Daily Activity | Messages (0) | Send Message...

**N. Teacher's Classroom**  
**2019-2020:EOC Exam Prep Algebra 1** Grade: **F (30.7%)**  
 Credits: **0.01 / 0.50**  
 Work on this course

Start: **May 19, 2019**, Due: **Nov 15, 2019**  
 2 lessons finished today in 26.4 minutes  
 2 lessons finished this week in 26.4 minutes  
 2 of 132 lessons finished

**One and Teacher's Classroom**  
**Biology A** Grade: **D (62.7%)**  
 Credits: **0.02 / 0.50**  
 Work on this course

Start: **May 19, 2019**, Due: **Nov 15, 2019**  
 4 lessons finished today in 15.4 minutes  
 4 lessons finished this week in 15.4 minutes  
 4 of 103 lessons finished

**Latest Activity**

- today, 8:37 am, **D (66.3%)** on **Quiz 1** in **Biology A**
- today, 8:33 am, 4 minutes on **Lesson 3 - How Organisms Are Organized** in **Biology A**
- today, 8:31 am, **F (37.0%)** on **Lesson 2 - The Basic Plant and Animal Cell** in **Biology A**
- today, 8:27 am, **D (66.6%)** on **Lesson 1 - What Is a Cell?** in **Biology A**
- today, 8:20 am, 1 minute on **Skill 1: Real Numbers** in **2019-2020:EOC Exam Prep Algebra 1**
- today, 8:07 am, **F (30.2%)** on **Unit 1 Pre-Test** in **2019-2020:EOC Exam Prep Algebra 1**
- today, 7:55 am, **F (30.7%)** on **EOC Exam Prep Algebra 1 - PreTest** in **2019-2020:EOC Exam Prep Algebra 1**

<https://nova-training.schoolsnp.com/enrollments/119687942>

**Nova Student** Progress:   
**2019-2020:EOC Exam Prep Algebra 1** Grade: **F (30.7%)**  
 Work on this course

Start: **May 19, 2019**, Due: **Nov 15, 2019**

**Assignment Details**

Assignment	Score	Date Finished	Attempts	Total Minutes	Grade Weight
EOC Exam Prep Algebra 1 - PreTest	F (30.7%)	5/20/19	1	12.6	7.50%
Unit 1 - Pre-Test Skills Assessment	—	—	0	0.0	0.00%
—Unit 1 Pre-Test	F (30.2%)	5/20/19	1	12.7	0.00%
—Skill 1: Real Numbers	—	—	0	1.1	0.00%
—Skill 2: Addition and Subtraction of Real Numbers	—	—	0	0.0	0.00%
—Skill 3: Multiplication of Real Numbers	—	—	0	0.0	0.00%
—Skill 4: Division of Real Numbers	—	—	0	0.0	0.00%
—Skill 5: Estimation With Rounding	—	—	0	0.0	0.00%
—Skill 6: Prime and Composite Numbers and Prime Factorization	—	—	0	0.0	0.00%
—Skill 7: Powers, Exponents, and Roots	—	—	0	0.0	0.00%
—Skill 8: Coordinate Planes	—	—	0	0.0	0.00%
—Skill 9: Equivalent Fractions	—	—	0	0.0	0.00%
—Skill 10: Least Common Multiples and Least Common Denominators	—	—	0	0.0	0.00%
—Skill 11: Writing Fractions in Simplest Terms	—	—	0	0.0	0.00%
—Skill 12: Greatest Common Factors	—	—	0	0.0	0.00%
—Skill 13: Addition and Subtraction of Fractions	—	—	0	0.0	0.00%
—Skill 14: Multiplication and Division of Fractions	—	—	0	0.0	0.00%
—Unit 1 Test	—	—	0	0.0	5.00%
Unit 2 - Expressions, Functions, and Equations	—	—	0	0.0	0.00%

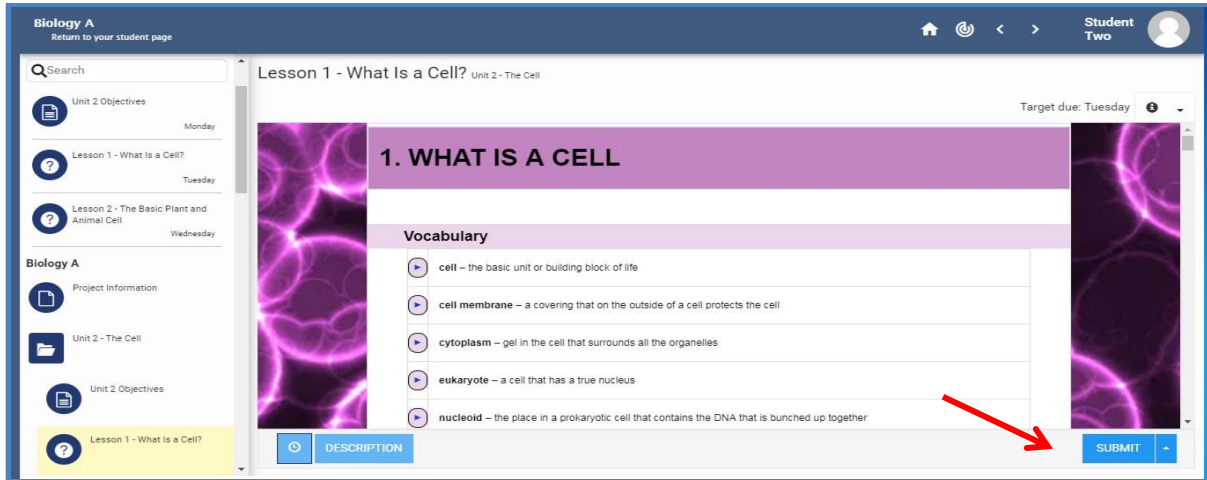
On the Overview screen, the student may also click on Work on this course (pencil) to enter the course.

The screenshot shows the 'Nova Student' overview page. At the top, it displays 'Overall Progress' with a green bar and 'Grades: FD'. Below this are tabs for 'Overview', 'Report Card', 'Daily Activity', and 'Messages (0)'. A 'Send Message...' button is also visible. The main content is divided into two columns. The left column lists two courses: 'N. Teacher's Classroom' (Grade: F (30.7%), Credits: 0.01 / 0.50) and 'One and Teacher's Classroom Biology A' (Grade: D (62.7%), Credits: 0.02 / 0.50). Each course entry includes a 'Work on this course' link with a pencil icon, which is highlighted by a red arrow. The right column, titled 'Latest Activity', shows a list of recent activities with dates and scores, such as 'today, 8:37 am, D (66.3%) on Quiz 1 in Biology A'. A 'Log out' button is located in the top right corner.

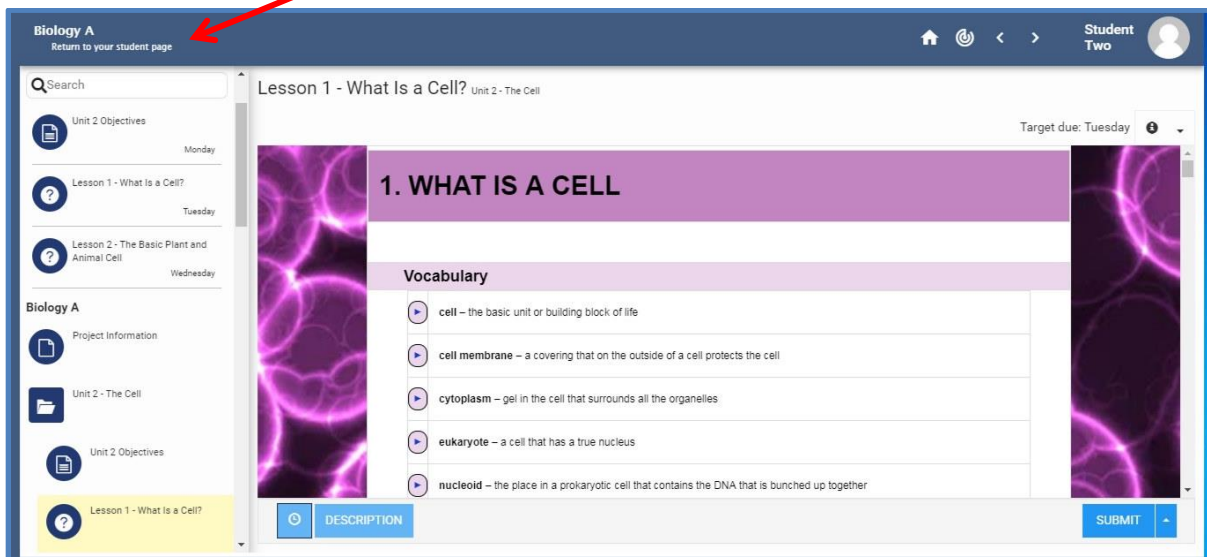
After entering a course, the view is just like it was in PCx, since PLP is also built on the Agilix platform.

The screenshot shows the 'Biology A' course page. The top header includes 'Biology A' and 'Return to your student page'. The user is identified as 'Student One'. On the left, there is a 'To-do (8)' list with a search bar and several items, including 'Lesson 3 - How Organisms Are Organized' (Past Due: Last Wednesday), 'Lesson 4 - I Like to Move It' (Past Due: Last Friday), 'Lesson 5 - Photosynthesis' (Past Due: Yesterday), 'Lesson 6 - Energy Conversions' (Today), 'Activity 2 - Permeability' (Tomorrow), and 'Quiz 2' (Thursday). The main content area features a 'Biology A' dashboard with a progress indicator of 37.1% and an enrollment end date of 11/11/2019 2:00 AM - 5 months remaining. Below this, there are two sections: 'Last Visited' showing 'Lesson 2 - The Basic Plant and' and 'Up Next' showing 'Project Information'. A date indicator at the bottom shows 'MAY 21, 2019'.

The student will click into an assignment and work through the information, which may include reading, answering questions, watching videos, etc. When finished with an activity, he/she will click SUBMIT.



To return to the Student Page, click on the link below the course name in the upper left corner.



## Exiting the Program

Students log out of the program by returning to the student page and clicking on Log out on the top right side of the page.

