

Digital Process- Vital Source eBooks

About the Platform

Vital Source is MBS Direct's exclusive partner for eBooks. They offer the widest range of digital textbooks with great flexibility for the users. Vital Source eBooks can be accessed on any device with internet access and can also be downloaded to be viewed offline. One eBook license allows access on up to four different devices. Vital Source also has a bookshelf app for most devices.

Teacher Set Up

There is no set up required for the teacher with a Vital Source eBook. If they would like a sample of an eBook MBS Direct would be happy to set them up with one at no cost. Direct the instructors to your Account Manager if they would like to request one.

Student Process after Purchase

After a student purchases a Vital Source eBook through MBS they will receive the following email-

To access your new eBook, click on the link below (or cut and paste it into your browser) and you will be taken to an MBS Direct Bookstore. Please click on the "Digital Content" button and you will be prompted to log into your account. After login you will be taken to the Digital Content Shelf where you can access your eBooks. Click access content to launch your eBook and read online.

<http://bookstore.mbsdirect.net/trinityprep.htm>



LOGIN ID: adam.reed09@gmail.com
PASSWORD: **demoshelf**

A note about accessing the eReader and offline access to your content: There will be a one-time configuration message the first time you access the eReader. You will be prompted to create an account in the eReader. The purpose of registering an account is to enable the content for offline use. Keep the following in mind:

1. If you have used the Vital Source reader before, enter your valid Vital Source credentials and sign in.
2. If you do not already have a Vital Source account, you may create one by entering the required information and clicking register.
3. You may also bypass registration which will allow you to read online only. If you choose to bypass, you may always complete registration later to enable offline access.

The student will follow those instructions and launch their Digital Content Shelf. The digital content will have the ability to be directly assigned to the student accounts so hopefully they will know their login credentials. If they have issues signing in they should contact MBS eContent Support (888-886-0772).







Once logged in they will see all digital content purchased through MBS Direct. Here is how the student's Vital Source eBooks will display-

Title	Date Purchased	Format Type	Status
 Algebra 2	2016-02-18	 vitalSource	Access Content

When the student clicks "Access Content" it will launch the Vital Source online bookshelf. Here they will be prompted to sign in or create an account with Vital Source. They will only have to do this one time, after that the MBS Direct account and the Vital Source account will be synced.

At that point the student can begin reading their eBook. It is recommended they download the bookshelf app to their device so that they can access the book offline. To do that they need to click the "Mobile" button at the top right of the screen. This will take them to the Bookshelf Download Page.

Bookshelf Download Page

	Win 7/8/10 Download instructions		OS X (10.8+) Download instructions
DOWNLOAD		DOWNLOAD	
	iOS Download instructions		Android Download instructions
DOWNLOAD		DOWNLOAD	
	Kindle Fire Download instructions		Chromebook Download instructions
DOWNLOAD		DOWNLOAD	

They should select the device they are using and then download accordingly.

Please contact your Account Manager with any questions or concerns about this process.