
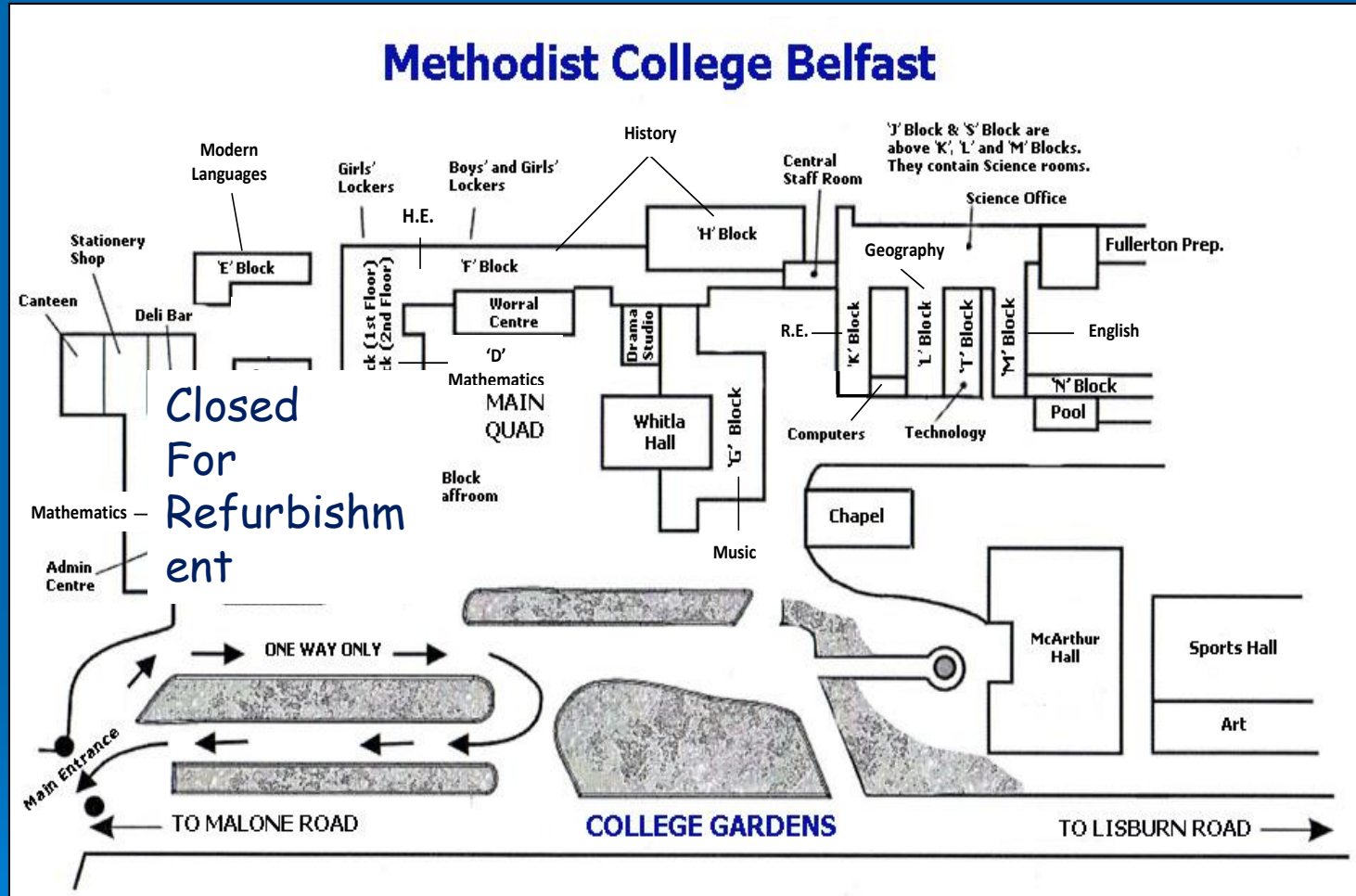


Methodist College Belfast



Methodist College Belfast
Opportunity Diversity Excellence
Founded 1865

Map of Methodist College's Layout



Principal

This is Mr Naismith,
Principal of Methodist College



- The Principal is just like the one in my primary school. He is in charge of the whole school and is a very important person.



Vice-Principals

➤ This is Ms Davison;
she is the Senior
Vice-Principal.





➤ Mr Craig is V.P. for
Pastoral Care.



➤ Dr Collier is V.P.
for Development.



- In Methody there are 3 vice-principals; they are also very important people. The vice-principals take over if the principal is not in the school.
- The vice-principals also teach.



Head of Junior School

- Miss McDonald is the Head of Junior School; she is in charge of Forms 1 to 3. If you need to see Miss McDonald, she is very approachable and will be happy to help.
- Her office is in the main building to the left of the Junior School lockers.



Year Head

- This teacher will look after everyone who is in my year. In Methody this is Mrs McKay.
- Mrs McKay teaches maths and her classroom is in McArthur



SENCO

- This is Dr Anderson; she is the school's Special Education Needs Coordinator. If you need extra help you can see Dr Anderson at the Pupil Support Office (R20); she will be happy to assist.
- Dr Anderson at her desk inside the Pupil Support Office.



School Nurse

- This is Nurse Houston.
- She looks after the pupils in Methody when they are feeling unwell.
- She is based in the San, which is opposite the Drama Studio.
- She is very kind and friendly and will do what she can to help you if you need it.
- If you are feeling unwell in class, you would first of all report to your teacher.



Tutor

- This is the teacher who will probably know me better than the others. If I have a problem it is my tutor I would go and see. I will usually see my tutor everyday at registration when they will mark the roll and tell me any important news about that day.



Class Teachers

- I will have lots of class teachers - usually one for each subject!



School Counsellor

- New Life Counselling come into school twice a week. If you have a problem you wish to talk through with a counsellor, ask your form teacher to set up an appointment.



Reception

- Mrs Foster is the receptionist; her desk is at the front reception inside the visitors' door inside McArthur Hall.
- Visitor's entrance.



Administration Centre



- The administration centre (Room R3) is at the end of the Atrium on the left, through the door beside the piano.



- Mrs Brand's desk is on the right, as you go through the door. If you arrive late you must report to her and sign the late book, bringing any notes or letters from parents.
- She will also deal with locker keys payment at the start of year and lost or damaged keys.



R3
Door of the Admin. Centre

Canteen

- The canteen at Methody is very big and bright and it can be very noisy at times.
- There is a wide selection of food available every day and you will see the menus displayed before you have to decide what to have. You are encouraged to make healthy choices, which will not be a problem!



Canteen



Pasta Bar



SANDWICHES	
CHEESE	£ 1.40
HAM	£ 1.40
EGG MAYO	£ 1.40
CHEESE & HAM	£ 1.50
CHEESE SALAD	£ 1.50
HAM SALAD	£ 1.50
TUNA CUCUMBER	£ 1.50
ROAST CHICKEN	£ 1.60
CHICKEN SALAD	£ 1.60
B.L.T	£ 1.60
CHICKEN & MAYO	£ 1.70
CHICKEN TIKKA	£ 1.70
B.L.T.	£ 1.90


Menus

- Breakfast is served between 8.00 am and 8.30am.
- Anyone who works in the canteen will be happy to assist if you need help.
- Breige and Paul are in charge of the Canteen. If you have any specific dietary requirements, you can speak to Breige or Paul.
- These corridors lead you to the canteen and must not be used after 3.30pm



Packed Lunch

- If you have a packed lunch then you go to the Whitla Hall to eat it. This is also where you will go on your first day!



Entrance to Whitla Hall



Front of Whitla Hall



Back of Whitla Hall

Vending Machines

- There are vending machines throughout the school where you can buy healthy drinks and water.



The Chapel

- Methody has its own chapel called The Chapel of Unity which provides a place of tranquillity and calm, where you can go to pray or just have some quiet time. You may have Assembly in the chapel some days during the month.



Food and Nutrition

- Food and Nutrition is another new subject you will study. You will be able to bring home things you have made in these classes.



Art Department

- The Art Department and samples of pupils' work.



Drama Studio

- If you enjoy performing this is where you will have great fun.



Science

- A Science lab

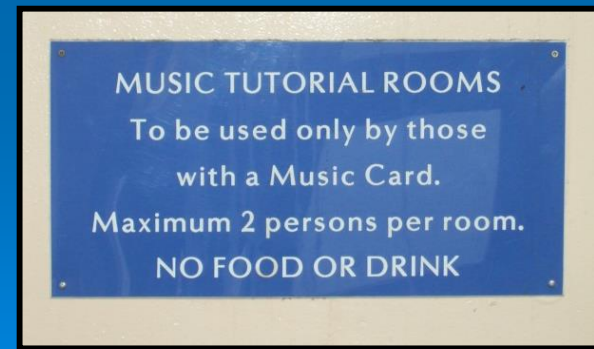


- Exit from Science Block



Music

- This is where you will find the Music Department.
- Here you will learn how to play the recorder.
- You can also pay for lessons to learn other instruments if you are interested.




Technology and Design

- This is one of the new subjects you will be studying. You will be able to make lots of different things with wood, plastic and metal. You will also make models that move. You will really enjoy this subject.
- Entrance to the Technology and Design Department.
- One of the design rooms.
- Some examples of pupils' work.



Library

- The library is a lovely quiet place to go. There is an extensive range of books that you can use for research, homework, project work or simply reading for pleasure.
- There are also some computers in the library on which you can access the internet for more information.
- Miss Patterson is the school librarian. She will be happy to help you find books and information in the library.



Sports

- Entrance to the Sports Department.
- Changing Room.
 - It is important that you keep your sports kit neat and tidy. When you change out of your uniform, hang up your clothes on the pegs, tuck your socks into your shoes and put your shoes neatly under the bench. Hand any valuables in to the PE Office.



Swimming Pool

- Methody has a fabulous swimming pool. If you enjoy swimming you will really like this pool.
- This is Mr Mulholland. He is in charge of the swimming pool.



Other Blocks

- E Block: this is where you will study Languages.




- H Block: You will find the History classrooms in this block.



Corridors

➤ Some corridors around the school.



Reprographics

- Mr Galway is the Reprographic technician.
- He does photocopying for the teachers and you will find him in the Photo Copying Room (near the canteen).



Notice Boards

- It is important that you look at the notice boards regularly. They will have important information for the whole school.
- Some will be about sport, some will be about clubs.
- This one gives information about assemblies.



The Playground

- The playground at my new school will be much bigger than the one at my primary school and the pupils in it will be bigger too! The playground in Methody is called the quad.
- At my new school there will be lots of pupils in the playground. Some may be running around, others may be playing with their friends and some may be standing quietly.




The Playground (continued)

- To introduce myself to someone I say, "Hello" and tell them my name. It is okay to say hello to anyone I want.
- The playground can be very loud. If someone doesn't answer it may be because they didn't hear me.



Things to do at lunchtime

- Methody has some clubs at lunchtime that I can join if I want to. I could also go to the library to read.
- I could also go to R8 in the Learning Support Department during lunchtime.



The End of Lunch

At the end of lunch a bell will ring.
When I hear this bell it will be time to
collect my bag and go to class.



What happens if I get lost

- My new school will be much bigger than my primary school and sometimes I might not be able to find where I am supposed to go. This is fine, it happens to every new pupil at some time.
- All the teachers know it is hard to find your way. NO ONE WILL BE ANGRY IF I GET LOST.



What happens if I get lost (continued)

➤ If I get lost there are lots of people to help me. I can ask all these people for help:

- Other pupils
- Teachers
- People in the office
- Classroom Assistants
- Mrs. Foster at Reception
- Janitors and Cleaners

It is okay to ask for help.



R8

- R8 is in the Learning Support Department. To get to it, you go through the classroom assistants' room at the back of the library.
- Many of us have lockers in there.
- I can go to R8 at break and lunchtime.
- There are computers and desks there where I can work.
- There is also a social area with a sofa and two chairs.
- I often work with my classroom assistant in this room.
- I can use this room if I need some quiet time.

