




FS & KS1 School

Year 2 Newsletter

Week 10 ~ 12th March 2020



Theme: *Captivating Capitals ~ London and Cairo*

History Topic: *The Great Fire of London*

Term 1.2 Learning Challenge: *Why are London and Cairo capitals?*


Week 10 Learning Challenge Question: *What was London like in 1666?*

CES Value Term 2.2 - Kind PSHE Theme Term 2.2: Healthy Me



What was London like in 1666?

We know that a famous capital city, such as London will have important events in its history. We will be learning about a significant historical event in London, **The Great Fire of London**, which happened long ago in **1666**. Before exploring the events of the Great Fire of London, we need to learn about life in London in 1666 – through pictures and descriptions. We used our number line skills to firstly find out how long ago 1666 was, around 350 years! Life was very different then! What buildings were made of, what people used to cook food and stay warm, transport, clothes and communication were very different. It is hard for us to imagine what life would be like without electricity, technology and with houses made of only wood!



How you can help with our Learning Challenge at home: 'Fire Fighters Then and Now' activity sheet.

Try and watch the video **Pudding Lane Productions, Crytek Off The Map** (ask an adult to do a Google image search for it, it's also on YouTube). The creators have made a 3D rendition of walking through the cramped, narrow streets of London in 1666.



English Text ~ Halibut Jackson

Halibut Jackson receives an invitation to the Queen's grand birthday party, but has difficulty deciding if he should go, as he is so shy. We looked carefully at the invitation text and used it as a model for letter writing.

Phonics, Spelling and Grammar

We learnt to add -s and -es to verbs and nouns ending in -y. This forms the plural form of the noun such as *boys* and *daisies*. You will see words with this spelling rule in your list this week.

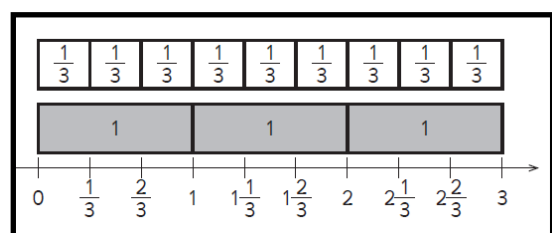
Homework: CGP Grammar book page 38 and 39 - Adding -s and -es to make plurals.

Maths ~ Fractions

We worked again on fractions, finding equal parts of a whole, halves, quarters and thirds of shapes and amounts.

We also began 'counting' in fractions on a number line till we got to the next whole number.

Homework: *Thirds and Counting in Fractions Activity Sheets*



Fire Fighters Then and Now

I can find out some of the ways in which how we live now is different and similar to how people lived in 1666.




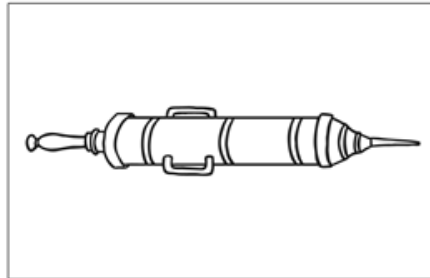
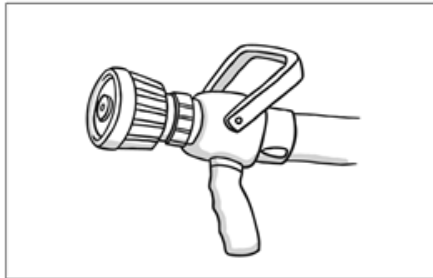


1666	Present Day

Using the pictures on the next page, decide if the fire fighting item belongs to the present or 1666.
Write a short, informative sentence for each picture, describing what it is used for.

Fire Fighters Then and Now

I can find out some of the ways in which how we live now is different and similar to how people lived in 1666.

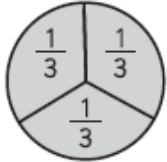


Cut out the pictures, and stick to the table on the previous page.

Fractions – thirds

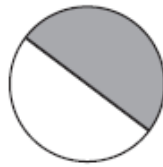


This cake has been cut in to 3 equal parts.
Each part is called one third.



This cake has been cut in to 3 equal parts.
Each part is call one third. This can be written as $\frac{1}{3}$.

1 Circle the **shapes** that have one third ($\frac{1}{3}$) shaded.



2 Match the fraction to the picture.

$\frac{1}{3}$

$\frac{2}{3}$

$\frac{3}{3}$



1 Circle the image that shows $\frac{1}{3}$ of 9.



$$\frac{1}{3} \text{ of } 6 = \square$$

2 Circle the image that shows $\frac{1}{3}$ of 12.



How did you work it out?

I found this:



Easy



Challenging



I needed help

Fractions – counting in halves

We can use the number line to count in halves.

1 How many pieces are there?

a

b

c

d

I found this:

Easy
 Challenging
 I needed help

Year 2 Spelling List - Week 10, Term 2, 12th March 2020

Adding 's' and '-es' to verbs and nouns ending in 'y'

If the word ends in a vowel then 'y', add 's'. If the word ends in a consonant then 'y', change the 'y' to an 'i' then add '-es'.

Words with * are Y2 common exception words which we need to learn to spell.

You can write the words once every night using the Look, Say, Cover, Write, Check method.

	Thursday	Weekend	Sunday	Monday	Tuesday
toys					
days					
parties					
babies					
carries					
flies					
tries					
cries					
copies					
* special					