




FS & KS1 School Year 1 Newsletter Week 7 ~ 20th February 2020



Theme: *Light and Dark* **Science Topic:** *Seasonal Change*

Term 2.1 Learning Challenge: *Why do we think the dark is scary?*

Week 7 Learning Challenge Question: *What makes a good rocket?*

CES Value Term 2.1 - Reflective

PSHE Theme Term 2.1: Dreams and Goals

The Learning Challenge
CURRICULUM




What makes a good rocket?

We explored the moon and its features, finding out how moon craters are created. Learning about the moon and Neil Armstrong made us very curious about rockets! We performed simple scientific experiments to learn how a rocket works. We predicted the motion of a rocket, performed an experiment to verify and repeated the experiment to validate the results. Then we made paper rockets, discovering how adding fins and nose cones influences distance and trajectory.

How you can help with our Learning Challenge at home:

Describing the Moon activity sheet.

A scene from Bob, The Man on the Moon, as he launches into space in his rocket.



English Text ~ 'Man on the Moon, a day in the life of Bob'

We read and wrote about the daily life of Bob, the Man on the Moon. Everyday he goes to the moon to pick up rubbish and give guided tours to tourists. We learnt that

we use the present simple verb tense when we are describing events which happen everyday as a routine, e.g. He *goes* to his rocket after breakfast.

Phonics ~ ey

We learned another grapheme for the /ee/ sound, ey. We see this in words such as *money, key, donkey*. We also learned to read and spell the common words *too, by, day, made, time*.

Maths - Fractions

When we divide a whole into 2 equal parts, we call each part **a half**. It is important we recognise equal parts when finding half of an object or shape.

Homework: *Halves of Shapes* activity sheets

Half term activities

As we approach our half term break next week, we would like to let you know that teachers will have assigned new books and math activities on each child's Active Learn account. Please take a look next week and encourage as much reading as possible over the break.



Dates for your Diary:

Tuesday 25th - Thursday 27th February - Half Term Break

Monday 2nd March - Year 1 Sports Day

Fractions – halves of shapes

When we divide a whole into 2 equal parts, we call each part a half.

This is one whole apple.



whole

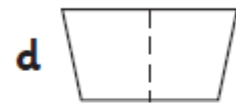

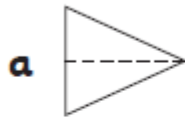
The apple is now cut into halves.



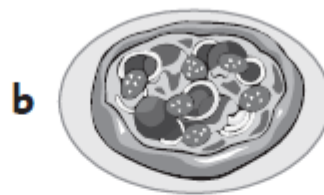
half

half

1 Colour one half of each shape.




2 Draw a line to cut each food in half.



3 Which shows half a glass of milk? Circle it.




I found this:



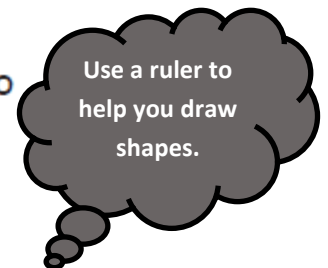
Fractions – halves of shapes

1 All of these shapes have been cut into 2 parts but only some of them have been cut into 2 equal parts. Tick ✓ the shapes that are cut in half.



2 Draw a shape. Cut it into 2 **equal** parts.

3 Draw a shape. Cut it into 2 **unequal** parts.




Is the shape cut in half? _____

Is the shape cut in half? _____

How do you know? _____

I found this:



Easy



Challenging



I needed help

