



FS & KS1 School

Year 1 Newsletter

Week 11 ~ 21st November 2019



Theme: Autumn Leaves

Science Topic: Seasonal Change and Plants

Term 1.2 Learning Challenge: Can you feel Autumn?

Week 11 Learning Challenge Question: Can you make a Picasso distorted mask?




Art ~ Picasso Portrait Masks!

We looked carefully at the work of Picasso and how he created interesting portraits with vivid colours and distorted arrangements of faces. We used our creativity and chose a range of shapes to create a face, then decided which colours to use to make our picture standout.




Picasso mask



How you can help with our learning challenge at home: Collecting Leaves!

Next week we return to our theme of *Autumn Leaves*, by studying trees in our school grounds and reading *Leaf Man* by Lois Ehlert. We will learn to write instructions for making a Leaf Man, which means we need lots of leaves! We will begin collecting fallen leaves from our school grounds but it would be really helpful if you are able to collect from your own gardens and bring into school next week. That would be great! Thank you!



English ~ Seasons Poetry ~ Autumn

We read and shared some lovely poems about Autumn. Famed children's author, Shirley Hughes has compiled a book of seasons poetry which we will return to as the seasons change throughout the year. We explored some wonderful, new weather words in the poems such as *summery, blustery, gusty, fierce*.

Homework: Share the attached poems at home. Reading, reciting and enjoying poetry are part of our English curriculum objectives.

Phonics ~ Consonants, Vowels and Capital Letters

We made sure we know all the letter names of the alphabet and which letters are **vowels** and **consonants**. This is important for us now as we will begin learning new spellings for long vowel sounds beginning next week.

We also learnt to read and spelling the common words *not, then, were, go, little*.


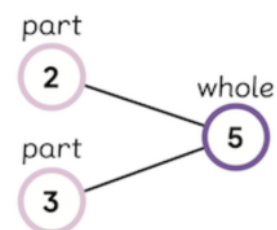
Homework: Vowel and Consonant, Capital Letter Formation Activity Sheets

Maths ~ Addition and Subtraction

We have been looking at **parts** and the **whole** amount in addition sentences.

We know that addition sentences can begin with the whole amount.

$$3 + 2 = 5 \text{ and } 5 = 2 + 3$$




Homework:

CGP Maths Workout book page 9 'Adding'



Shop windows,
Lighted early,
Soaking grass,
Dewy, pearly.
Red, lemon,
Orange and brown,
Silently, softly,
The leaves float down.



Misty
Mist in the morning,
Raw and nippy,
Leaves on the pavement,
Wet and slippery.
Sun on fire
Behind the trees,
Muddy boots,
Muddy knees.

Vowels and consonants



Say the letters of the **alphabet** out loud or sing them.

a b c d e f g h i j k l m n o p q r s t u v w x y z

There are two kinds of letters.


These letters are **vowels**.

a e i o u



All the other letters are **consonants**.

b c d f g h j k l m n p q r s t v w x y z



The letter **y** is special. It can be a **vowel** or a **consonant**.

Look at the **first** letters in these words. Write **v** for **vowel** or **c** for **consonant** after each one.

the end in get up

Look at the **middle** letters. Write **v** or **c** after each one.

big bus and you she

Look at the **last** letters. Write **v** or **c** after each one.

see want with who new

I found this:



Easy



Challenging



I needed help

Trace the capital letter making sure you start at the top of the line. Then, write the matching lower case letter beside it. These letters should reach the dotted line.

A B C D E

F G H I J

K L M N O

P Q R S T

U V W X Y

Z ? ! , .

Do you know the names of these punctuation marks?

I found this:



Easy



Challenging



I needed help