

<p><b>EAST HIGH SCHOOL:</b></p>	<p><b>GUILFORD HIGH SCHOOL:</b></p>	<p><b>JEFFERSON HIGH SCHOOL</b></p>
<p><b><u>RIGGING SCHEDULE:</u></b></p> <p>RIGGING TYPE: SINGLE PURCHASE COUNTER WEIGHT</p> <p>REFER TO SPECIFICATIONS FOR ADDITIONAL MATERIAL INFORMATION AND DIRECTIVES</p> <p>1. WIRE ROPE AND TERMINATIONS:  A. REMOVE ALL AIRCRAFT WIRE ROPE CABLE ON THEATRICAL RIGGING SYSTEM.  B. REPLACE AIRCRAFT CABLE WITH 7X19 GALVANIZED AIRCRAFT CABLE.  C. TERMINATE USING COPPER OVAL SWAGES, THIMBLES, TRIM CHAIN AND 1/4" SCREW PIN ANCHOR SHACKLES.  D. TRIM CHAIN MUST BE 7MM THEATRICAL RIGGING CHAIN. BASIS OF DESIGN: PERLESS CHAIN.  E. ALL HARDWARE MUST BE LOAD RATED.  F. RE-INSTALL EXISTING PIPE BATTENS.</p> <p>2. CABLE CLIPS: ANY MALLEABLE CABLE CLIPS ARE TO BE REPLACED TO FORGED CLIPS.</p> <p>3. HAND LINE:  A. OLD HEMP LINE: REMOVE AND REPLACE AS PER CONTRACT.</p> <p>4. MOVE PROJECTION SCREEN TO BEHIND PROSCENIUM VALANCE CURTAIN SO AS TO NOT CONFLICT WITH LIGHT BAR.</p>	<p><b><u>RIGGING SCHEDULE:</u></b></p> <p>RIGGING TYPE: SINGLE PURCHASE COUNTER WEIGHT</p> <p>REFER TO SPECIFICATIONS FOR ADDITIONAL MATERIAL INFORMATION AND DIRECTIVES</p> <p>1. HAND LINE:  A. VERIFY THAT HEMP LINE EXISTS. IF SO, REMOVE AND REPLACE AS PER CONTRACT.</p> <p>2. COUNTERWEIGHT ARBOR:  A. REMOVE CRASHED/BENT ARBOR.  B. REPLACE WITH ABANDONED ARBOR.</p> <p>3. RE-ANCHOR GUIDE WIRE ON EXISTING TAB CURRENT</p> <p>4. REMOVE AND REPLACE BENT CURTAIN TRACK AND PIPE BATTEN.</p>	<p><b><u>RIGGING SCHEDULE:</u></b></p> <p>RIGGING TYPE: SINGLE PURCHASE COUNTER WEIGHT</p> <p>REFER TO SPECIFICATIONS FOR ADDITIONAL MATERIAL INFORMATION AND DIRECTIVES</p> <p>1. WIRE ROPE AND TERMINATIONS:  A. REMOVE ALL AIRCRAFT WIRE ROPE CABLE ON THEATRICAL RIGGING SYSTEM.  B. REPLACE AIRCRAFT CABLE WITH 7X19 GALVANIZED AIRCRAFT CABLE.  C. TERMINATE USING COPPER OVAL SWAGES, THIMBLES, TRIM CHAIN AND 1/4" SCREW PIN ANCHOR SHACKLES.  D. TRIM CHAIN MUST BE 7MM THEATRICAL RIGGING CHAIN. BASIS OF DESIGN: PERLESS CHAIN.  E. ALL HARDWARE MUST BE LOAD RATED.  F. RE-INSTALL EXISTING PIPE BATTENS.</p> <p>2. HAND LINE:  A. OLD HEMP LINE: REMOVE AND REPLACE AS PER CONTRACT.</p> <p>3. BATTENS:  A. LOCATE (3) BENT BATTENS AND REPLACE PER CONTRACT.  B. TRIM AND LEVEL ALL OTHER BATTENS.</p>


CONTRACT 2017  
As shown on contract documents  
and/or drawings, conditions, specifications,  
and/or other documents, or otherwise  
Larson & Darby Group

**EAST HIGH SCHOOL  
GUILFORD HIGH SCHOOL  
JEFFERSON HIGH SCHOOL  
RIGGING REPAIRS SCOPE OF WORK**

SCALE: NO SCALE


DATE: 3-19-2020	ISSUED FOR: DATE
PROJECT NUMBER	
<b>30068</b>	
SHEET NUMBER	
<b>11.1</b>	
DRAWN JAW	APPROVED CA

STAGE CURTAIN AND RIGGING PROJECT FOR RPS 205 AT  
**WASHINGTON, LINCOLN, EHS, GHS AND JHS**  
ROCKFORD, ILLINOIS



**Larson & Darby Group**  
Architecture Engineering Interiors

Rockford Office - 4949 Horizon Ave., Suite 100, P.O.Box 5207 Rockford, IL 6125 Tel (815) 484-0739 Fax (815) 229-9867



**1** STAGE PLAN  
SCALE: NO SCALE

ITEM #	TYPE OF CURTAIN	HANG TYPE	FABRIC TYPE	QTY	HEIGHT	WIDTH	FULLNESS	COLOR	NOTES
1	MAIN VALANCE	PIPE	CHARISMA	1	6'-0"	37'-0"	50%	1118 NAVY	SEE GENERAL NOTES
2	MAIN DRAW	TRACK	CHARISMA	2	14'-6"	22'-0"	50%	1118 NAVY	SEE GENERAL NOTES
3	BORDER #1	PIPE	CRESCENT	1	6'-10"	37'-9"	50%	1064 BLACK	SEE GENERAL NOTES
4	SIDE TAB (GERMANS)	TRACK	CRESCENT	2	20'-6"	9'-0"	50%	1064 BLACK	SEE GENERAL NOTES
5	BORDER #2	PIPE	CRESCENT	1	4'-7"	33'-0"	50%	1064 BLACK	SEE GENERAL NOTES
6	MID-STAGE DRAW	TRACK	CRESCENT	2	15'-1"	20'-0"	50%	1064 BLACK	SEE GENERAL NOTES
7	REAR-STAGE DRAW	TRACK	CRESCENT	2	20'-9"	22'-6"	50%	1064 BLACK	SEE GENERAL NOTES
	LB	LIGHT BAR							SEE GENERAL NOTES

**2** NEW CURTAIN SCHEDULE  
SCALE: NO SCALE

- GENERAL SCHEDULE NOTES:**
1. REPLACE ALL CURTAINS. REMOVE AND DISCARD EXISTING.
  2. LIGHT BAR TO REMAIN.
  3. PROTECT ALL EXISTING FINISHES AND FURNISHINGS FROM CONSTRUCTION WORK.
  4. REPLACE ALL DEAD HUNG RIGGING COMPONENTS WITH LOAD RATED HARDWARE.
  5. REPLACE ALL CURTAIN TRACKS AND EXTEND THE MIDSTAGE DRAW TRACK 3'-0" AND MOVE DOWNSTAGE 2'-0".
  6. REPLACE PIPE BATTENS.
  7. TRIM THE TWO LINESETS FOR BORDER CURTAINS THAT ARE ON SANDBAGS.
  8. RE-TERMINATE CABLE ON HAND-CRANK WINCH TO THE STAGE ELECTRIC.
  9. PROVIDE A LINE-ITEM COST TO REPLACE HAND WINCH WITH DEAD HANG TYPE.
  10. IF HANGING BAR LOCATED BETWEEN ITEMS 1 AND 2 IS NOT NEEDED IN NEW SCOPE OF WORK, REMOVE AND DISCARD.
  11. PROVIDE TRAINING FOR ALL STAFF THAT USE THE THEATER AND RIGGING SYSTEM.


**LINCOLN MIDDLE SCHOOL  
STAGE PLAN AND CURTAIN SCHEDULE**  
SCALE: NO SCALE

DATE: 3-19-2020  
PROJECT NUMBER  
**30068**  
SHEET NUMBER  
**11.2**


ISSUED FOR: DATE  
DRAWN APPROVED  
JAW CA

**COPYRIGHT 2017**  
All drawings are the property of Larson & Darby Group. No part of this drawing may be reproduced or transmitted in any form or by any means, electronic, mechanical, photocopying, recording, or by any information storage and retrieval system, without the prior written permission of Larson & Darby Group.

STAGE CURTAIN & RIGGING PROJECT FOR RPS 205 AT  
**WASHINGTON, LINCOLN, EHS, GHS AND JHS**  
ROCKFORD, ILLINOIS



**Larson & Darby Group**  
Architecture Engineering Interiors  
Rockford Office - 4949 Harrison Ave., Suite 100, P.O.Box 5207 Rockford, IL 61225 Tel (815) 484-0739 Fax (815) 229-9867



1 STAGE PLAN  
SCALE: NO SCALE

ITEM #	TYPE OF CURTAIN	HANG TYPE	FABRIC TYPE	QTY	HEIGHT	WIDTH	FULLNESS	COLOR	NOTES
1	MAIN VALANCE	TRACK STRIP	CHARISMA	1	5'-9"	41'-10"	50%	TBD	SEE GENERAL NOTES
2	MAIN DRAW	TRACK	CHARISMA	2	21'-6"	25'-0"	50%	TBD	SEE GENERAL NOTES
3	BORDER #1	PIPE	CRESCENT	1	6'-0"	46'-3"	FLAT	1064 BLACK	SEE GENERAL NOTES
4	TAB LEGS	-	-	-	-	-	-	-	SEE GENERAL NOTES
5	PS-PROJECTION SCREEN	-	-	-	-	-	-	-	SEE GENERAL NOTES
6	FIRST ELECTRIC	PIPE	-	-	-	-	-	-	SEE GENERAL NOTES
7	BORDERLIGHT #1	PIPE	-	-	-	-	-	-	SEE GENERAL NOTES
8	BORDER #2	PIPE	CRESCENT	1	6'-0"	46'-3"	FLAT	1064 BLACK	SEE GENERAL NOTES
9	LEG TRACK #1	TRACK	CRESCENT	2	21'-6"	8'-0"	50%	1064 BLACK	SEE GENERAL NOTES
10	BORDER	PIPE	CRESCENT	1	6'-0"	46'-3"	FLAT	1064 BLACK	SEE GENERAL NOTES
11	BORDERLIGHT #2	PIPE	-	-	-	-	-	-	SEE GENERAL NOTES
12	LEG TRACK #2	TRACK	CRESCENT	2	21'-6"	8'-0"	50%	1064 BLACK	SEE GENERAL NOTES
13	REAR DRAW	TRACK	CRESCENT	2	21'-6"	25'-0"	50%	1064 BLACK	SEE GENERAL NOTES
14	SIDE DRAW-STAGE RIGHT	TRACK	CRESCENT	2	21'-6"	16'-0" (2- 10'-0" SECTIONS)	50%	1064 BLACK	SEE GENERAL NOTES
14	SIDE DRAW-STAGE LEFT	TRACK	CRESCENT	2	21'-6"	20'-0" (2- 12'-0" SECTIONS)	50%	1064 BLACK	SEE GENERAL NOTES

**GENERAL SCHEDULE NOTES:**

1. REPLACE ALL CURTAINS, REMOVE AND DISCARD.
2. EXCEPT WHERE NOTED, PROVIDE ADDITIONAL NEW CURTAINS AND PIPE OR TRACK AT EXISTING LOCATIONS OF EMPTY PIPE AND TRACK.
3. REMOVE TAB LEG CURTAINS AND DISPOSE.
4. PROJECTION SCREEN REMAINS-NO ACTION NEEDED.
5. ELECTRICS AND BORDERLIGHTS ARE NOT PART OF THE SCOPE OF WORK.
6. REPLACE ALL CURTAIN TRACK AND PIPES AS PER CODE COMPLIANCE.
7. CURTAINS #14 WILL REQUIRE ALL NEW TRACK AND CURTAINS.
8. PROTECT ALL EXISTING FINISHES AND FURNISHINGS FROM CONSTRUCTION WORK.
9. REMOVE AND DISCARD EXISTING TRACK STRIP. NEW TRACK STRIP IS REQUIRED.
10. ALBSWIVES ARE TO BE ELIMINATED.
11. CARRIERS ARE TO BE ADDED.
12. NEW MAIN DRAW CURTAIN IS TO EXTEND 3'-6" BEYOND PROSCENIUM OPENING.
13. SIDE DRAW 14 STAGE LEFT AND STAGE RIGHT ARE TO BE WALK-ALONG WITH SPANNERS AS PER MANUFACTURER'S RECOMMENDATIONS.
14. SIDE DRAW 14 STAGE RIGHT IS TO TERMINATE RIGHT BEFORE STAIRWELL RAILING.
15. TRIM EXTENSIONS ON TABS TO RUN JUST INSIDE THE SIDE DRAWS.


3 NEW CURTAIN SCHEDULE  
SCALE: NO SCALE

**WASHINGTON ELEMENTARY SCHOOL  
STAGE PLAN AND CURTAIN SCHEDULE**  
SCALE: NO SCALE

DATE: 3-19-2020	ISSUED FOR: DATE
PROJECT NUMBER	
<b>30068</b>	
SHEET NUMBER	
<b>11.3</b>	
DRAWN JAW	APPROVED CA

CONTRIBUT 2017  
All drawings are the property of Larson & Darby Group. No part of this drawing may be reproduced or transmitted in any form or by any means, electronic, mechanical, photocopying, recording, or by any information storage and retrieval system, without the prior written permission of Larson & Darby Group.

STAGE CURTAIN & RIGGING PROJECT FOR RPS 205 AT  
**WASHINGTON, LINCOLN, EHS, GHS AND JHS**  
ROCKFORD, ILLINOIS



**Larson & Darby Group**  
Architecture Engineering Interiors  
Rockford Office - 4949 Harrison Ave., Suite 100, P.O.Box 5207 Rockford, IL 61225 Tel (815) 484-0739 Fax (815) 229-9867