

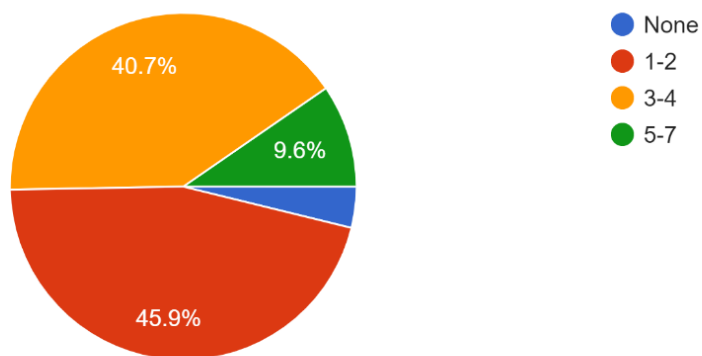
Summary of Key Findings from Remote Learning Feedback Survey: Students and Parents

Student Survey

- 1,595 Students completed Survey
- Proportional representation from our five high schools, and grade level, though 12th graders were least represented (16.1%) while 9th graders made up the highest (31.1%)
- Zoom and Video Conferences were most often commented upon as “formats that worked best”
- 91% of students experienced Asynchronous instruction
- 91% of students experienced Synchronous instruction
- Under comments, some students preferred synchronous, others preferred Asynchronous. Some said “both” others said “neither”.
- In terms of communication, email was by far the most frequent form of communication, and the most preferred.

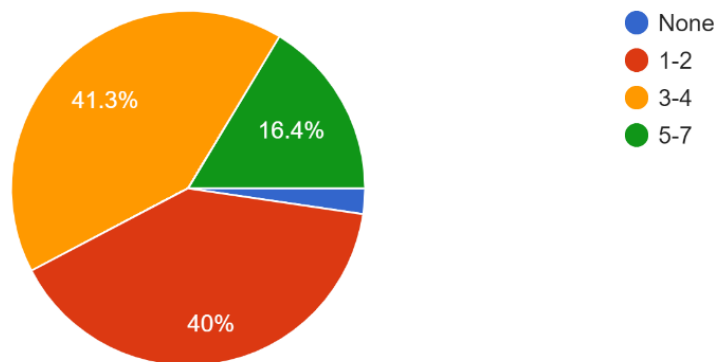
How many of your courses were mostly asynchronous (assignments posted and submitted, no live interactive session)?

1,595 responses



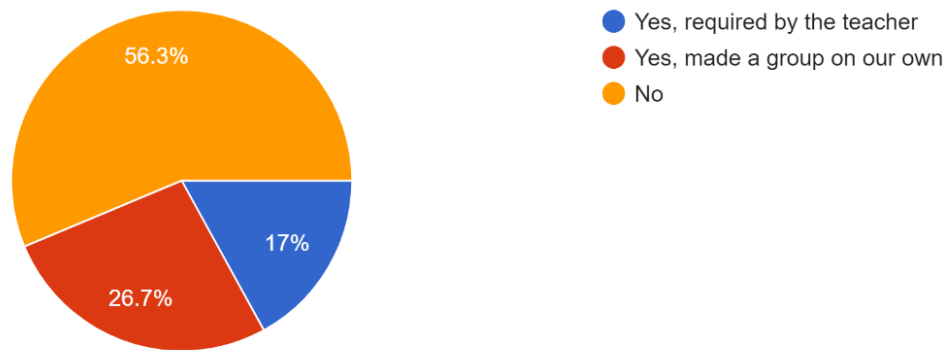
How many of your courses were synchronous (live interactive sessions for any part of your scheduled class period)?

1,595 responses



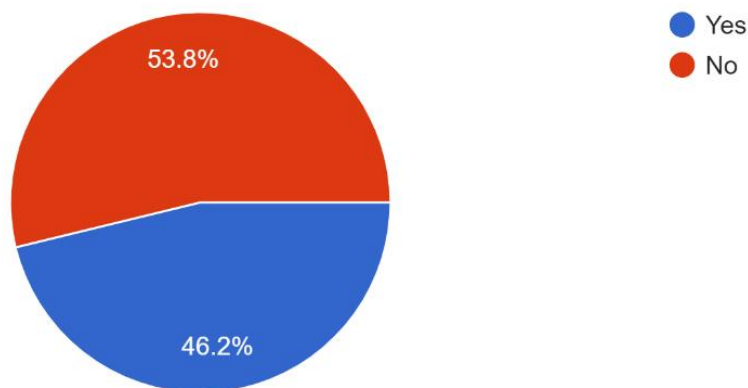
Did you participate in small group virtual-meetings outside of class to study or complete assignments?

1,595 responses



Have you attended or used virtual office hours?

1,595 responses



Parent Survey

- 1,329 responses, and very proportional across the five schools
- Proportion of grade level was similar to student proportion (9th=most; 12th=least)
- The parent answers to synchronous and Asynchronous mirrored that of the students (i.e. the vast majority reported having their students experience both types of instruction)
- Comments showed a variety of preferences for Synchronous, Asynchronous, "both" or "neither", with a slight preference of synchronous over asynchronous

Future attendance Question

In the event that local health orders allow for some combination of social distancing in schools, along with various forms of digital learning, and understanding that with all scenarios, health and safety orders would be in place and followed, which scenario(s) would be favorable to your family? Check any and all of the scenarios that apply.

64%: If allowable, I will be comfortable having my student(s) attend school for "in-person" learning.

31%: I prefer the option of online distance learning (similar to the current practice with modifications based on what we learned this spring).

2%: Other.