

# Look and See



Start





Put



Put  
your tile  
here.

Put  
your tile  
here.



1	2	3	4	5	6	7	8	9	10
11	12	13	14	15	16	17	18	19	20
21	22	23	24	25	26	27	28	29	30
31	32	33	34	35	36	37	38	39	40
41	42	43	44	45	46	47	48	49	50
51	52	53	54	55	56	57	58	59	60
61	62	63	64	65	66	67	68	69	70
71	72	73	74	75	76	77	78	79	80
81	82	83	84	85	86	87	88	89	90
91	92	93	94	95	96	97	98	99	100

**Materials** Number tiles 0–9, a bag for the tiles

**Oral Directions** **TRY** Work with a partner. Pick 2 tiles. Put them in the empty spaces above the chart. Say the number you make. For example, say, “23.” Point to that number on the hundred chart. Say the number that comes just before this number. Point to it. Ask your partner to point to and say the number that comes just after that number. Repeat until the bag is empty.

**TRY AGAIN** If you have time, play again! This time, count aloud to 100 from your number. As you count, point to each number in the hundred chart.

# Look and See



Start




Put



and



in a



Put your tile here.      Put your tile here.



1	2	3	4	5	6	7	8	9	10
11	12	13	14	15	16	17	18	19	20
21	22	23	24	25	26	27	28	29	30
31	32	33	34	35	36	37	38	39	40
41	42	43	44	45	46	47	48	49	50
51	52	53	54	55	56	57	58	59	60
61	62	63	64	65	66	67	68	69	70
71	72	73	74	75	76	77	78	79	80
81	82	83	84	85	86	87	88	89	90
91	92	93	94	95	96	97	98	99	100

## Materials

Number tiles 1–9, number tiles 0–8, a bag for the tiles

## Oral

### Directions

**TRY** Work with a partner. Pick 2 tiles. Put them in the empty spaces above the chart. Take turns. Say the number you make. For example, say, “53.” Point to that number in the hundred chart. Say the two numbers that come just before that number. Point to them. Ask your partner to point to and say the two numbers that come just after that number. Change the order of the tiles and play again! If one of your tiles is 0, do not change the order of the tiles. Repeat until the bag of tiles is empty.

**TRY AGAIN** If you have time, play again! This time, count aloud to 100 from your number. As you count, point to each number in the hundred chart.