

# PARENT ACCESS

— *to view* —

# STUDENT PERFORMANCE

Learn to  
Create An Account

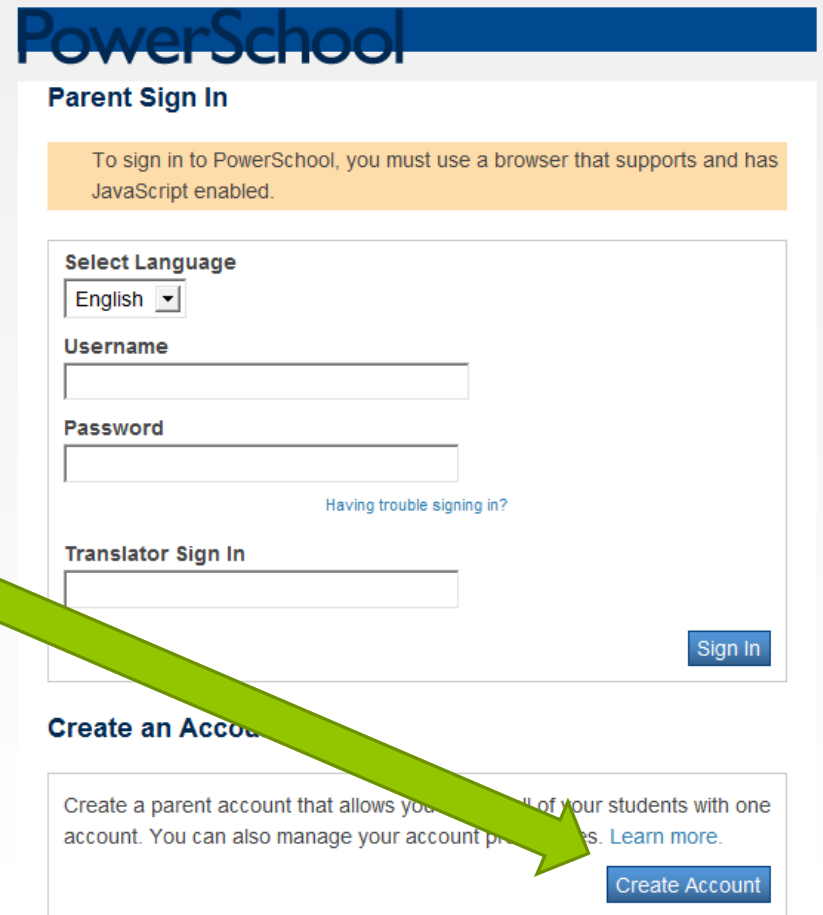


— Powered by PowerSchool —

# Step 1: Go to

[www.tulsaschools.org/grades](http://www.tulsaschools.org/grades)

- Select your preferred **Language**
- Click the **Create Account** button



**PowerSchool**

### Parent Sign In

To sign in to PowerSchool, you must use a browser that supports and has JavaScript enabled.

**Select Language**  
English ▾

**Username**

**Password**

[Having trouble signing in?](#)

**Translator Sign In**

[Sign In](#)

### Create an Account

Create a parent account that allows you to manage all of your students with one account. You can also manage your account preferences. [Learn more.](#)

[Create Account](#)

# Step 2: Create User Name/Password

1. Enter your first **name**; enter your last name
2. Enter an **e-mail address** –  
*Note: If parent/guardians share the same e-mail address, you should only set up one parent access account*
3. **User Name** (no apostrophes; no email address)
4. **Password** (at least six characters, no apostrophes)

### Create Parent/Guardian Account

First Name	<input type="text" value="Joshua"/>
Last Name	<input type="text" value="Toll"/>
Email	<input type="text" value="jtoll@mail.com"/>
Desired User Name	<input type="text" value="jtoll"/>
Password	<input type="password" value="....."/> <input type="checkbox"/> Strong
Re-enter Password	<input type="password" value="....."/>

### Link Students to Account

Enter the Access ID, Access Password, and Relationship for each student you wish to add to your Parent/Guardian Account

Student Name	Access ID	Access Password	Relationship
1. Alex Toll	2664	....	Father, natural/adoptive
2.			-- Choose
3.			-- Choose
4.			-- Choose
5.			-- Choose
6.			-- Choose
7.			-- Choose

# Step 3: Link To Your Student(s)

Note: You must have the **Web ID and Password letter for Parents** to view your student(s)' account(s) from your account.  
(Parents, contact the school if you do not have this letter.)

1. Enter the name of **each** student you wish to associate to your account
2. Enter the Access ID (former User Name which is usually the 6 digit student number) and
3. Access Password for each student (usually 5 random capitalized letters)
4. Select your relationship to the student.

### Create Parent/Guardian Account

First Name	<input type="text" value="Joshua"/>
Last Name	<input type="text" value="Toll"/>
Email	<input type="text" value="jtoll@mail.com"/>
Desired User Name	<input type="text" value="jtoll"/>
Password	<input type="password" value="....."/> <span>Strong</span>
Re-enter Password	<input type="password" value="....."/>

### Link Students to Account

Enter the Access ID, Access Password, and Relationship for each student you wish to add to your Parent/Guardian Account

Student Name	Access ID	Access Password	Relationship
1. <input type="text" value="Alex Toll"/>	<input type="text" value="2884"/>	<input type="password" value="...."/>	<input type="text" value="Father, natural/adoptive"/>
2. <input type="text"/>	<input type="text"/>	<input type="password"/>	<input type="text" value="-- Choose"/>
3. <input type="text"/>	<input type="text"/>	<input type="password"/>	<input type="text" value="-- Choose"/>
4. <input type="text"/>	<input type="text"/>	<input type="password"/>	<input type="text" value="-- Choose"/>
5. <input type="text"/>	<input type="text"/>	<input type="password"/>	<input type="text" value="-- Choose"/>
6. <input type="text"/>	<input type="text"/>	<input type="password"/>	<input type="text" value="-- Choose"/>
7. <input type="text"/>	<input type="text"/>	<input type="password"/>	<input type="text" value="-- Choose"/>

5. Now click the Enter button!

# You will receive this message!

**You can now  
log in with  
the user name  
and password  
you just  
created.**

Congratulations! Your new Parent/Guardian Account has been created. Enter your Username and Password to start using your new account.

## Login

User Name

Password

[Having trouble logging in?](#)

## **IMPORTANT!**

- *If parents/guardians decide to share the same account, ONLY ONE parent or guardian may access the account at a time.*
- **Do not allow your browser to “save” this password because it will cause your password to not work!**

After successfully logging in, you will see a series of tabs under the PowerSchool logo listing your student family members.

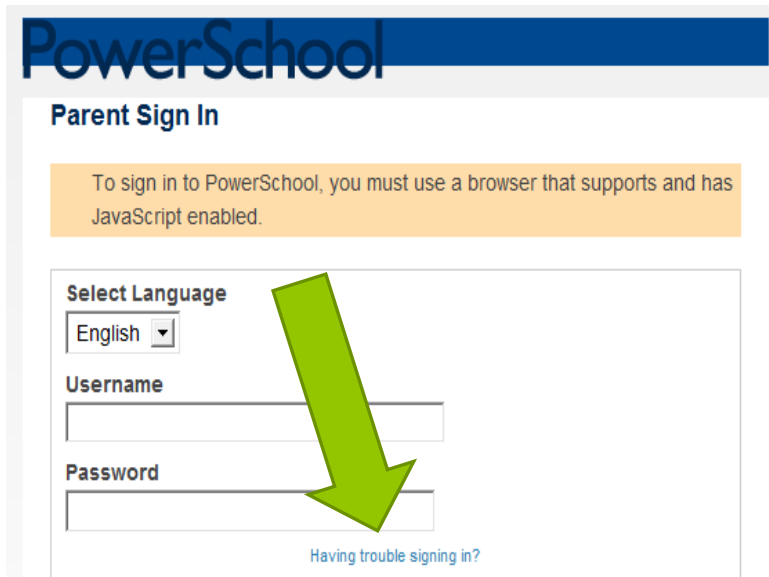


- Select the appropriate name to view that student's information.

# Troubleshooting Tips

## ★ What if you forget your login information?

1. On the login page click **Having Trouble Logging in?**



**PowerSchool**

**Parent Sign In**

To sign in to PowerSchool, you must use a browser that supports and has JavaScript enabled.

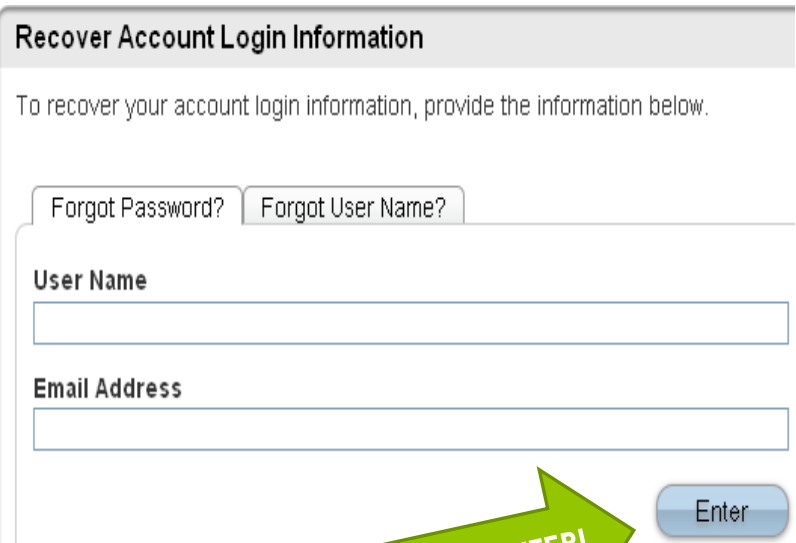
Select Language  
English ▾

Username

Password

[Having trouble signing in?](#)

2. Choose the appropriate tab and complete the information, then hit **Enter**.



**Recover Account Login Information**

To recover your account login information, provide the information below.

**User Name**

**Email Address**

3. Don't forget to hit **ENTER!**

# Immediately check e-mail!!

*The system will then verify your information and **send a security token to the email address listed with instructions** for resetting your User Name and/or Password....*

***BUT...***

- ★ This Security Token is good for only **30 minutes**. If you don't reset the information in that allotted time, you will need to repeat the process.







From this...  
(4 times a year)

**Report Card**

Overall A!

DISCIPLINE: Friendship NAME: LIZARD  
 DATE: 01.06.06 EVALUATED BY: CARRIE

REQUIREMENTS Subject Area	Grade	ELECTIVES Subject Area	Grade
	Final Mark		Final Mark
Sensitivity	B +5	Fun Factor	A +2
Warmth	A +1	Gossip Sharing	A +1
Availability	B +2	Social Opportunity	B +2
Reliability	A +2	Life-Choices Approval	B -4
Honesty	A -2	Silliness	A +1
Sense of Humor	A +1	Fashion Guidance	A +1
Empathy	A +1	Story Diversity	B +3
Discretion/Loyalty	A -10	Memory	C +8
Self-Awareness	A -2	Sense of Adventure	A +1
Unconditionality	A -4	Longevity	A +1

**Grading:**  
 A = Excellent  
 B = Above Average  
 C = Average  
 D = Below Average  
 F = Failure  
 N = Incomplete or Not Applicable

**Key to Comments:**  
 1. Well Prepared  
 2. Shows Initiative  
 3. Contributes  
 4. Work Improving  
 5. Follows Rules  
 6. ....

**Hygiene:**  
 Satisfactory  
 Unsatisfactory

**Citizenship:**  
 Satisfactory  
 Unsatisfactory

To this...24/7!



★ PLUS info about attendance,  
 grade history,  
 school bulletins,  
 teacher comments,  
 student schedules,  
 email notifications!!