

Treasure Galore!

Throughout history, Portuguese explorers gathered treasures like new technologies, new countries, and new paths around the world. You've been on a voyage all summer, collecting the treasure of new stories, new experiences, and new adventures. Fill the chests below with all of the treasure you have gathered as you've read throughout the holidays! Completing each activity in this book will earn you one or more pieces of treasure. As you complete the activities, color in the pieces of treasure in numerical order (1, 2, 3, etc.). If your treasure is in the first chest, you'll earn bronze. If you start filling the second treasure chest, you'll earn silver. And, if you can earn enough treasure to put coins in the third chest, you'll earn gold! For the reader who does EVERYTHING, diamond level status is achieved!

Name: _____

Grade in September: _____

Bronze!

Silver!

Gold!

Diamond!



Carlucci American International School of Lisbon

Program designed in 2017 and updated in 2020 by Helen Jenkins and Kathryn Adams
Illustrations from: Amélia Hawke, Siena Chapman, Helen Jenkins, Kathryn Adams,
ushistoryimages.com, clipker.com, how-to-draw-cartoons-online.com, researchgate.net

Set Sail for Adventure!



Ahoy there, Landlubber!

You have the opportunity to Set Sail for Adventure aboard the S.S. Summer Reading! On this ocean voyage you can win yourself a bronze, silver, gold, or diamond medal by participating in our reading adventures. Complete the challenges on each page to earn treasure to fill your chests and earn your medal.

Each adventure is slightly different, with combinations of reading, writing, drawing, etc., and treasure is earned differently in each adventure. Read the instructions carefully!

Keep track of what you've read by recording books on each page. Keep track of your treasure by coloring in coins on the back page.

You can read in any language that you speak. If you read in a language other than English, make a note to show the language beside the book. For example, (Port) to show that you read it Portuguese.

If you need links to resources, to print another copy of the booklet, or to access the OPAC, go to the CAISL website (www.caislisbon.org/learning/library). For answers to questions, email library@caislisbon.org.

Olá, marinheiro-de-água-doce!

Tens a oportunidade de zarpar à aventura a bordo do SS *Leitura de Verão*! Nesta viagem oceânica podes ganhar uma medalha de bronze, prata, ouro, ou diamante, participando nas nossas aventuras de leitura. Completa os desafios em cada página desta caderneta de modo a ganhares tesouros para encheres os teus baús e ganhares a tua medalha.

Cada aventura é ligeiramente diferente, com combinações de leitura, escrita, desenho, etc. Além disso, a estratégia para ganhares cada tesouro é também diferente em cada aventura. Lê as instruções com atenção!

Anota os livros que fores lendo na respetiva página e vai pintando as moedas do teu tesouro na última página.

Podes ler em qualquer língua que fales. Junto ao título do livro, se o leste noutra língua que não o Inglês, acrescenta uma abreviatura do nome da língua, por exemplo (Port) para mostrares que o leste em Português.

Se precisares de links para recursos, de imprimir outra cópia desta caderneta, ou para teres acesso ao OPAC, entra na página eletrónica da CAISL (www.caislisbon.org/learning/library). Para outras perguntas, podes enviar um e-mail para: library@caislisbon.org.

Captain's Log

Ship captains keep a log as a record of the details of their voyage. Long ago, before we had maps of the whole world, a detailed captain's log had the only clues that other captains could use to get to a location that had been newly discovered.

Help others follow your journey on the S.S. Summer Reading by keeping your Captain's Log of reading adventures up-to-date. Keep your log in a convenient place so you can easily record your path through the ocean of books available to you!

To earn treasure, read, read out loud, or listen to reading at least 4 times per week for at least 10 minutes each time. Record the date and number of minutes you read. And, like a good ship's captain, observe the weather at that time and record your observation using words or pictures. For each completed week, add one piece of treasure to your chests for a maximum of 12 pieces of treasure.

Week	Date	Minutes	Weather
June 15-20			
June 21-27			
Jun 28-Jul 4			
July 5-11			
July 12-18			
July 19-25			

Week	Date	Minutes	Weather
July 26-Aug 1			
Aug 2-8			
Aug 9-15			
Aug 16-22			
Aug 23-29			
Aug 30-Sep 5			

Write how many pieces of treasure you earned on this page inside the coin.



Corvo
Flores

Graciosa
Terceira
Faial
São Jorge
Pico

Açores Archipelago

A group of islands like the Açores are called an archipelago. A group of books is called a series. If you like one book, you might like reading others from the same series, or from the same author. This is your chance to explore something you love! To earn two pieces of treasure, you must read two books from the same series or author. To earn a third piece of treasure, read a third book from the same series or author! Be careful...reading only one book earns 0 pieces of treasure.

You must write the titles and author(s) of your books here!

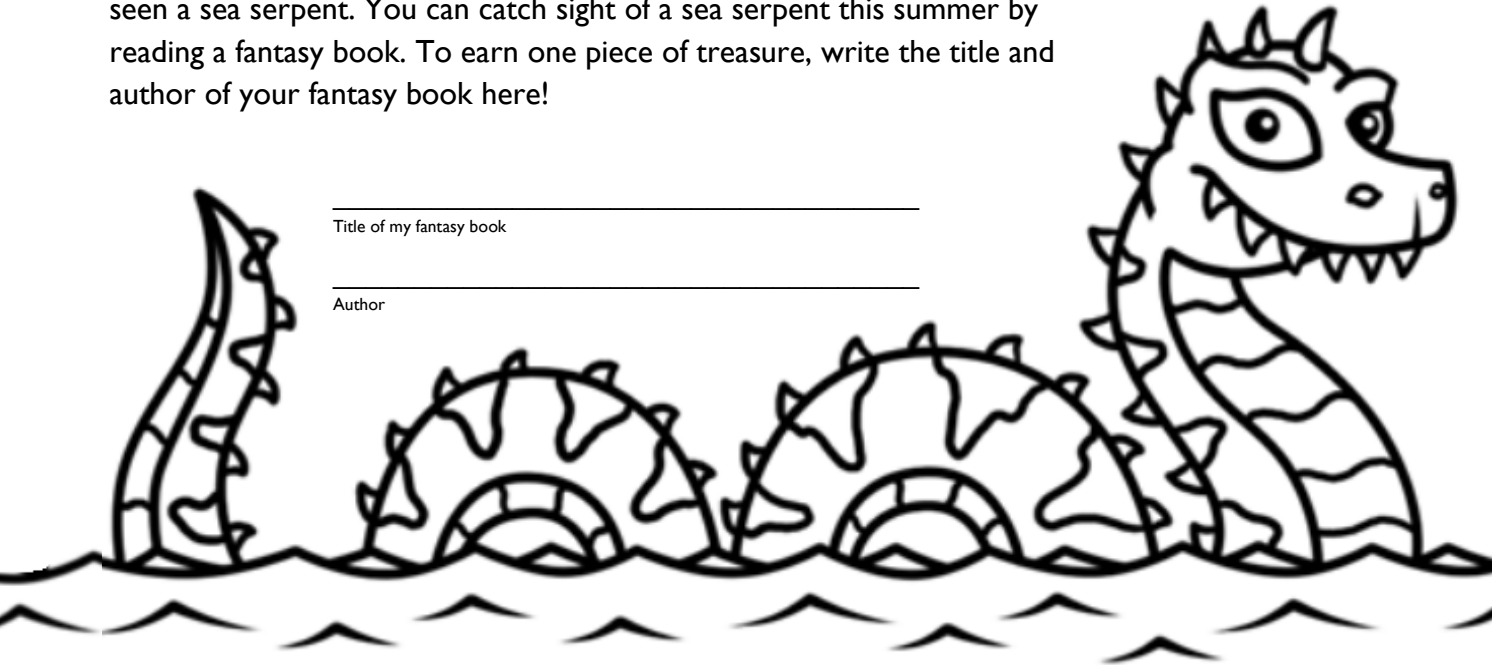
Book 1: _____
Title Author

Book 2: _____
Title Author

Book 3: _____
Title Author

Sea Serpent Search

Old sailors were the first to see many amazing things, like whales and giant squid. They didn't know how to describe them, so they simply said they'd seen a sea serpent. You can catch sight of a sea serpent this summer by reading a fantasy book. To earn one piece of treasure, write the title and author of your fantasy book here!



Title of my fantasy book

Author

Write how many pieces of treasure you earned in this activity inside the coin.





Sailor Selfie!

You'll see lots of amazing things on your reading voyage—maybe even a sea serpent or two—but how can you prove it? Show us with a Sailor Selfie! To earn one piece of treasure, take a photo of yourself reading and glue it here! Don't forget to write the title and author of the book you were reading!


Title of the book in my Sailor Selfie

Author

How Far Will You Go? Sail On!

Portuguese explorers like Vasco da Gama and Ferdinand Magellan (Fernão de Magalhães) traveled farther than any other explorers at that time. Challenge yourself: Can you go further than you've ever gone before?

To earn one piece of treasure, read a book that's longer or harder than anything you've ever read before and write the title and author of your book here!



Number of pages or hours it took to read

Author

Title of the longest or most difficult book I've ever read

Sailing the Boundless Unknown



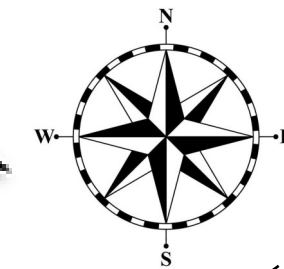
Before we could easily travel from place to place by car and airplane, sailors were considered some of the greatest adventurers. They would often head to places they had never been before, into the unknown, to try to find new resources for their people or new places to settle.

Now it's your turn to go somewhere no one has gone before: Sora! Explore the CAISL library's newest resource, the ebook and audiobook app Sora, and pick an ebook or audiobook to borrow and read. Complete the three steps below to earn one piece of treasure for your chests.

1—X Marks the Spot

Where did you find your book? Use an X to mark the spot. I used the Sora app on my...

_____ Phone
_____ Tablet
_____ Computer



2—What will you do with your treasure?

_____ I returned my book early.
_____ I renewed my book.

Title of the book

Author



Sora, by OverDrive 4+
ebooks & audiobooks for school
OverDrive, Inc.
#78 in Education
★★★★★ 3.6, 176 Ratings
Free

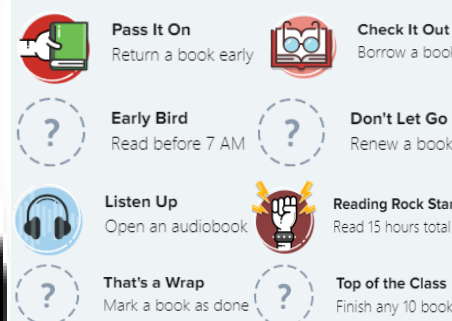
Find Sora in the app store, or access it online at
<https://soraapp.com/library/caisl>

3—Earn Sora Treasure


Earn an achievement badge on Sora. Which one are you most proud of earning?

One badge I'm proud I earned

Badges, like these, can be found on your Sora profile.



Where Will the Current Take YOU?

The S.S. Summer Reading will take you around the world. Read some non-fiction to learn about a country, continent, or place that you could visit. Then, draw an  to mark that spot on the map! To earn one piece of treasure, use the lines to write a short message on the postcard based on what you learned about that place. Don't forget to also draw a picture and design the stamp! Write the title and author of the book you read here.

Title of my non-fiction book about a place


Author


POSTCARD


STAMP

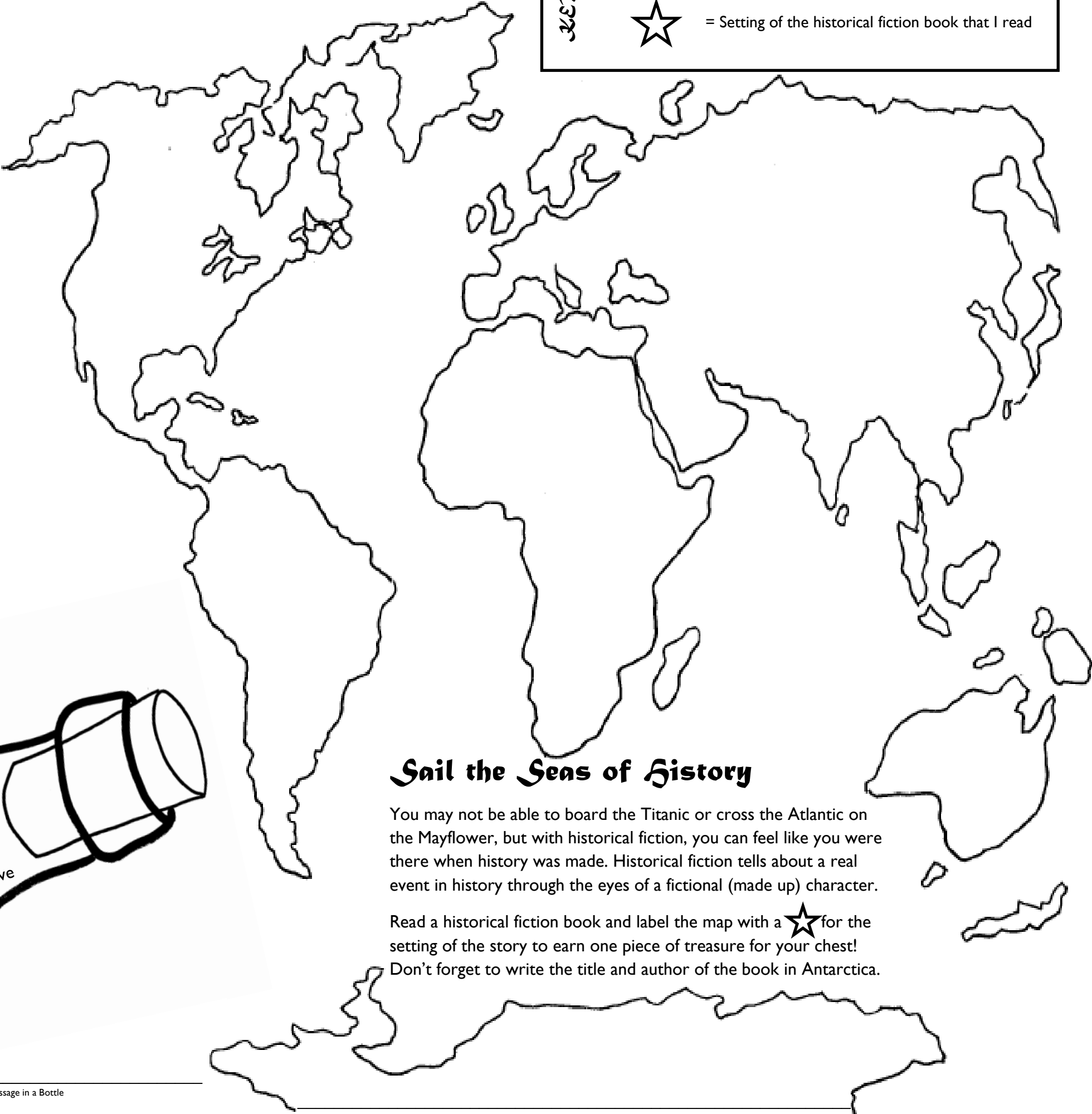
TIP: We have lots of e-books about countries and continents. Use the visual search in the OPAC to find your favorite!

Write how many pieces of treasure you earned in this activity inside the coin.



 = Country, continent, or place I read about

 = Setting of the historical fiction book that I read



Message in a Bottle

Imagine finding a bottle on a beach or bobbing in the waves. Where might it have come from? How long did it take to float to you? When you're lost at sea, there's no post office to send your post cards. You have to try your luck by sending a message in a bottle!

While finding a message in a bottle may be a mysterious, exciting event, these days we spend more time pulling trash out of the sea than mysterious messages. Knowledge is power, so if we hope to solve problems like pollution, we need to educate ourselves. Read about one of the many environmental issues we are encountering on Planet Earth these days, or about one of the people trying to solve these problems. Visit the OPAC and look at our Visual Search tab for some ideas of what you can read, or check out new ebooks on Sora.


Earn one piece of treasure for reading a book about environmental issues or the people who solve them.

Title of the book I read for Message in a Bottle

Author of the book I read for Message in a Bottle

Sail the Seas of History

You may not be able to board the Titanic or cross the Atlantic on the Mayflower, but with historical fiction, you can feel like you were there when history was made. Historical fiction tells about a real event in history through the eyes of a fictional (made up) character.

Read a historical fiction book and label the map with a  for the setting of the story to earn one piece of treasure for your chest! Don't forget to write the title and author of the book in Antarctica.

Title of my historical fiction book

Author