

# Distance Learning

ARUSD Distance Learning Overview and Resources



# Planning for Distance Learning - *Conducted in three phases*

## Phase 1- Preparation

(early March - March 14)

- **Prioritize students and staff safety**
- Notification to Site Administrators to **begin planning for online learning**
- Establish **definition and guidelines** for Distance Learning for sites.
- Communicate tools to be used
- On-going communication between staff and administration
- Set up online platform on District webpage
- Plan for distribution of devices
- Teachers plan lessons for a 3 week cycle
- Textbooks sent home
- Community -program providers -district staff come together to plan

## Phase 2 - Planning

(March 16 - April 2)

- **Schools closed** but student learning continues through online and packets
- **Review new guidelines** from California Department of Education
- **District Plan** for Distance Learning
- **Distribute Devices** -hot spots
- **Cycle 1 work distributes** -Distribute packets, assign work on learning platforms
- Continue PD on use of online platforms
- Set up **virtual weekly site meetings**
- **Office Staff reaching out to families** that have not responded
- Ongoing communication to parents
- **Site create their individual Site Plan** based off District Plan
- **Align practices and expectations with ARUSD /AREA**
- **Create Distance Learning Website**

## Phase 3 -Implementation

(April 5- end of year )

- Continue to support and sustain student distance learning
- **Distribute additional devices centrally**
- Determine Professional Development Needs
- **Set up PD opportunities for staff**
- Establish **guidelines for grading** - assessing student work
- Communicate guidelines for grading (after spring break)
- Continue to **add resources to Distance Learning website**
- Guidelines for Seal of Biliteracy, Promotion, etc.
- End of year celebrations planning
- **Connecting partners to support Distance Learning efforts**



## Alum Rock Distance Learning Vision

**Vision:** Ensure continued student achievement through standards-based, structured distance learning that blends virtual and traditional instructional media to support all learners and educators.

### Communicate

Post announcement at least once per week to provide **overview** of the week.

Provide **weekly** (at minimum) teacher/student **check ins**.

[Google Classroom](#)

[Seesaw](#)

[Class Dojo](#)

[ECHO](#)

### Teach

Create **standard based lessons aligned with curriculum** and post via Google classroom, Seesaw, Class Dojo, or ECHO; or through traditional methods.

[Recommended schedule](#)

[Teacher Resource Page](#)

[Student Resource Page](#)

[Parent Resource Page](#)

### Connect

Provide and support **1:1 device access for all students** (ipads for TK/K students and chromebooks for 1st-8th graders) to ensure students are **connecting with peers & teachers**.

[Google Meet](#)

[Zoom](#)

[Flipgrid](#)

### Assess

Gather **formative student data** through google forms, quizziz, illuminate, padlet, and traditional means to monitor, adjust and inform instruction, and provide meaningful feedback.

[Google Forms](#)

[Quizziz](#)

[Illuminate](#)

[Padlet](#)



# INSTRUCTIONAL PLANNING

- Establish structure and support to ensure instructional plans are developed at 3 week intervals (longer if possible)
- Sites develop plans based off the district plan
- Develop weekly staff meeting method to check in and support teachers with lesson creation
- Support conducting grade level collaboration for lesson development and delivery
- Encourage all teachers to create an online platform for their class
- MOU with bargaining units
- Aligned EL supports
- Agreed upon system of communication with families and students
- SWD Lesson Planner / Guidelines



## ARUSD 2019-2020 Distance Learning Guidelines and Expectations *"Do What Calls you to this Work"* -

Distance Learning suggestions from the California Department of Education:

1. **Hold Office Hours** - Have a set time when you are available to answer questions about assignments and anything else related to distance learning.
2. **Be Present as the Instructor** - Post weekly videos, engage students by asking questions and posting answers through an active discussion board, pose questions to the whole class, etc. Set a time to connect virtually with students.
3. **Work as a Group** - Collaborate with your grade level team for consistency and alignment of work.
4. **Chunk Content into smaller pieces** - When planning please break assignments into small manageable chunks of time.

Work and assignments will be updated in 3 week cycles at minimum. Assignments should be posted or delivered the week before the start of the new cycle.

Work posted/delivered for upcoming cycle	Cycles	Week 1		Week 2	Week 3
March 16	Cycle 1	March 16		March 23	March 30
April 2	Cycle 2	April 6	(4/13-4/17) Spring Break - no work expected during this time	April 20	April 27
April 30	Cycle 3 (if needed)	May 4		May 11	May 18
May 22	Cycle 4 (if needed)	May 25		June 1	June 8








# Students with Disabilities

- Speech teachers and therapists delivering teletherapy
- SDC and RSP teachers created individual plans for each student to address IEP goals
- IEP meetings held virtually
- School psychologists conducted record reviews where possible to address the assessments process
- Many classrooms teachers conducted online lessons
- Continued collaboration to support SWD in the mainstream classroom
- Students and families in therapeutic classrooms received behavior support
- APE / OT supported students through online platforms

# Distance Learning Resources

- Develop [Teacher Distance Learning Resource](#) to be housed on the ARUSD webpage.
- Continue to curate and create professional development offerings
- Provide access to standards aligned materials
- Establish grading guidelines that holds children harmless
- Provide and promote online curriculum for ARUSD students and teachers.

Bookmark this page for future reference!

<p><b>Edublogger: RESOURCES FOR TEACHING ONLINE DUE TO SCHOOL CLOSURES</b></p> 	<p>Distance Learning supports provided by Google</p> 	<p>Curated resources by fellow educators:</p> <p><a href="#">Online instructional resource page</a></p> <p><a href="#">Online instructional resource sheet</a></p> <p><a href="#">Marcia Kish Resources</a></p> <p><a href="#">Scholastic Learn at Home</a></p>	<p><b>Amazing Educational Resources</b></p> <p>Join this Facebook page for free resources for teachers! (Updated frequently)</p> <p><a href="#">Next Vista for Learning</a></p> 
<p>Click <a href="#">HERE</a> for instant access to <a href="#">Newsela</a></p> <p>Register with <a href="#">Google Classroom</a></p> <p>Review resources found in our <a href="#">Remote Teaching Toolkit</a></p> <p>Create your first <a href="#">Assignment</a> and share <a href="#">Newsela Assignments Explained for Parents</a></p>	<p><b>ARUSD Distance Learning Hyperdoc</b></p> <p>Please take advantage of these curated resources to help support you with distance learning options. Included here are academic tools, planners, platforms, programs, and additional considerations to help you prepare. Please share your new ideas as well.</p> 		<p><a href="#">Enabling Distance Learning with G-suite &amp; Chrome</a></p> <p>Screencast with support ideas provide by Google.</p> 
<p><b>Google Classroom Setup:</b></p> <p><a href="#">G. Classroom Cheat sheet</a></p> <p><a href="#">G. Classroom Demo</a></p> <p><a href="#">G. Classroom Resource Sheet</a></p> <p><a href="#">G. Classroom Set up Video</a></p> <p><a href="#">G. Classroom Getting Started Video</a></p> <p><a href="#">Google Resources in Allude</a></p>			<p>Casey Bell's Shakeup Learning Podcast #54</p> 
<p>iReady resources for Supporting Students away from School</p>  <p><b>i-Ready™</b></p>			<p><b>Distance Learning Tools</b></p> <p><a href="#">PBS Learning Media</a></p> <p><a href="#">Google Resources</a></p>
<p><b>Free platforms:</b></p> <p><a href="#">Newsela</a></p> <p><a href="#">Khan Academy</a></p> <p><a href="#">Flipgrid</a></p> <p><a href="#">Nearpod</a></p> <p><a href="#">Scholastic Learn at Home</a></p> <p><a href="#">Kahoot</a></p> <p><a href="#">Peardeck</a></p> <p><a href="#">Sumdog</a></p>	<p><b>ARUSD Teacher planning ideas:</b></p> <p><a href="#">Teacher created elearning template</a></p> <p><a href="#">ARUSD Sample Lesson Planners</a></p>	<p><b>PD Opportunities for Google Classroom &amp; Seesaw:</b></p> <p>Digital Learning with Seesaw</p> <p>Using Google Classroom for Continuation of Learning</p>	<p><b>Teacher Video Conferencing Options:</b></p> <p><a href="#">Zoom Video Conferencing</a></p> <p><a href="#">Google Hangouts</a></p>

Grade Level	Core Curriculum	Online Programs
TK-2	Benchmark Envision Math	G Suite iReady Nearpod Seesaw Lexia Core5 BrainPOP & BrainPOP EL RAZ Kids
3-5		
6-8	StudySync CPM Math TCI History	G Suite iReady Nearpod Seesaw Lexia PowerUp Listenwise BrainPOP & BrainPOP EL Noredink

## Online Tutorials



ARUSD Distance Learning Tutorial Video Page

Program	TK-2nd	3rd-5th	6th-8th
Academic Content			
Happy Numbers	Setup is as easy as 1-2-3!! Happy Numbers		
Math Shelf	Math Shelf: Adding Students Math Shelf: Scheduling Play		
ABC Mouse	How to use ABC Mouse		
Reading A-Z	Teacher videos		
iReady	Supporting Students Away from School with i-Ready (Webinar Series)		
Nearpod	Distance Learning- Nearpod How to use Nearpod for remote learning How to add a Nearpod Lesson to Google Classroom		
Newsela	Getting Started with NEWSELA Pro - Quick Start Guide - Dec 2017 Adding your students- Google Classroom Introducing Newsela Essentials Exploring Newsela Essentials		

## ARUSD Teacher Created Opportunities

ARUSD Distance Learning & Sharing Opportunity Matrix

April/May 2020

Session Title & Flyer Link	Audience	Facilitator	Date	Time	Registration Link	Recording or slides
Google Classroom						
Distance learning with google classroom	Beginner	Rosa Lara	May 4th	2:00-3:00	<a href="http://arUSD.k12oms.org/1978-185236">http://arUSD.k12oms.org/1978-185236</a>	<a href="#">Presentation Slides</a>
Distance learning with google classroom	Intermediate	Jonathan Almerido	May 11th	2:00-3:00	<a href="http://arUSD.k12oms.org/1978-185284">http://arUSD.k12oms.org/1978-185284</a>	<a href="#">Recorded Presentation</a>
Seesaw						
Personalize Existing Seesaw Activities	Beginners (TK-2)	Hushi Natividad	April 29th	2:00-3:00	<a href="http://arUSD.k12oms.org/1978-185212">http://arUSD.k12oms.org/1978-185212</a>	<a href="#">Presentation Slides (Seesaw)</a>
Distance learning with seesaw for Beginners	Beginner	Laura Hinsch & Keili Sorich	May 4th	1:00-2:00	<a href="http://arUSD.k12oms.org/1978-185237">http://arUSD.k12oms.org/1978-185237</a>	<a href="#">Presentation Slides</a>
Distance	Experienced	Laura Hinsch	May 11th	1:00-2:00	<a href="http://arUSD.k12oms.org/1978-185238">http://arUSD.k12oms.org/1978-185238</a>	<a href="#">Presentation Slides</a>

## Edtech Coaching/Mentoring Program

ARUSD Edtech Support Group Plan  
2019/2020

**Outcome:** Provide support for reluctant teachers to build proficiency with GSuite items, so they can make effective use of Google Classroom as a tool for communication and education.

**\*\*Seesaw & Class Dojo support will be provided for teachers in grades TK-4.**

**Target Group:** Teachers at the "beginning" proficiency level of google classroom/Seesaw usage, as identified by site administrators. This is envisioned as a Tier 3 intense level of intervention

**Project Goals:**

- Build teacher proficiency on the GSuite of products including docs, sheets, slides, and presentations
- Build teacher proficiency in google classroom/Seesaw/Class Dojo as a tool for instruction and tool for communication
  - How do I establish a class?
  - How do I establish this resource for effective communication and student feedback?
  - How do I post and link vital information, such as docs, presentations, forms, videos?
  - How do post/link core curriculum components from envision, CPM, Benchmark, Studysync, etc.?

## Distance Learning Youtube Page

**Distance Learning**  
33 subscribers

SUBSCRIBE

HOME
VIDEOS
PLAYLISTS
CHANNELS
DISCUSSION
ABOUT

Channel not approved for arUSD.org.

APPROVE

Created playlists SORT BY

ESGI for Teachers

VIEW FULL PLAYLIST

TK-2nd Academic Content

VIEW FULL PLAYLIST

Academic Content: Nearpod

VIEW FULL PLAYLIST

Academic Content: NEWSELA

VIEW FULL PLAYLIST

Academic Content: Khan Academy

VIEW FULL PLAYLIST

OHIO State

VIEW FULL PLAYLIST

PADLET ON-LINE COLLABORATION Introduction

VIEW FULL PLAYLIST

Distance learning with Kahoot!

VIEW FULL PLAYLIST

FLIPGRID

VIEW FULL PLAYLIST

Use Screencastify to Teach & Learn

VIEW FULL PLAYLIST



# Parent Resources

1. Sample schedules for home
2. Resources for parents with students with special needs
3. Grade level specific academic resources
4. Resources for talking to your child about coronavirus
5. Tutorials on how use technology
6. Resources on how to help your child at home

KINDER GARTEN	1st GRADE	2nd GRADE	3RD GRADE
<b>Math</b> <ul style="list-style-type: none"> <li>• <a href="#">iReady Math</a></li> <li>• <a href="#">IXL Math</a></li> <li>• <a href="#">Khan Academy Math</a></li> </ul>	<b>Math</b> <ul style="list-style-type: none"> <li>• <a href="#">iReady Math</a></li> <li>• <a href="#">IXL Math</a></li> <li>• <a href="#">Khan Academy Math</a></li> </ul>	<b>Math</b> <ul style="list-style-type: none"> <li>• <a href="#">iReady Math</a></li> <li>• <a href="#">IXL Math</a></li> <li>• <a href="#">Khan Academy Math</a></li> </ul>	<b>Math</b> <ul style="list-style-type: none"> <li>• <a href="#">iReady Math</a></li> <li>• <a href="#">IXL Math</a></li> <li>• <a href="#">Khan Academy Math</a></li> </ul>
<b>Reading</b> <ul style="list-style-type: none"> <li>Independent reading -15 minutes/day</li> <li>• <a href="#">iReady Reading</a></li> <li>• <a href="#">IXL Reading</a></li> <li>• <a href="#">EPIC Reading</a> (ebooks)</li> </ul>	<b>Reading</b> <ul style="list-style-type: none"> <li>Independent reading - 15 minutes/day</li> <li>• <a href="#">iReady Reading</a></li> <li>• <a href="#">IXL Reading</a></li> <li>• <a href="#">EPIC Reading</a> (ebooks)</li> </ul>	<b>Reading</b> <ul style="list-style-type: none"> <li>Independent reading -15 minutes/day</li> <li>• <a href="#">iReady Reading</a></li> <li>• <a href="#">IXL Reading</a></li> <li>• <a href="#">EPIC Reading</a> (ebooks)</li> </ul>	<b>Reading</b> <ul style="list-style-type: none"> <li>Independent reading -30 minutes/day</li> <li>• <a href="#">iReady Reading</a></li> <li>• <a href="#">IXL Reading</a></li> <li>• <a href="#">EPIC Reading</a> (ebooks)</li> </ul>
<b>Multi-Subject</b> <ul style="list-style-type: none"> <li>• <a href="#">PBSkids</a></li> <li>• <a href="#">abcya</a></li> <li>• <a href="#">Timeforkids K-1st</a></li> <li>• <a href="#">Wideoopenschool PK-5th</a></li> </ul>	<b>Multi-Subject</b> <ul style="list-style-type: none"> <li>• <a href="#">abcya</a></li> <li>• <a href="#">Timeforkids K-1st</a></li> <li>• <a href="#">Wideoopenschool PK-5th</a></li> </ul>	<b>Multi-Subject</b> <ul style="list-style-type: none"> <li>• <a href="#">abcya</a></li> <li>• <a href="#">Timeforkids-2nd</a></li> <li>• <a href="#">Wideoopenschool PK-5th</a></li> </ul>	<b>Multi-Subject</b> <ul style="list-style-type: none"> <li>• <a href="#">abcya</a></li> <li>• <a href="#">Timeforkids-3rd-4th</a></li> <li>• <a href="#">Wideoopenschool PK-5th</a></li> </ul>

Developed and provided a variety of resources for stakeholder groups -

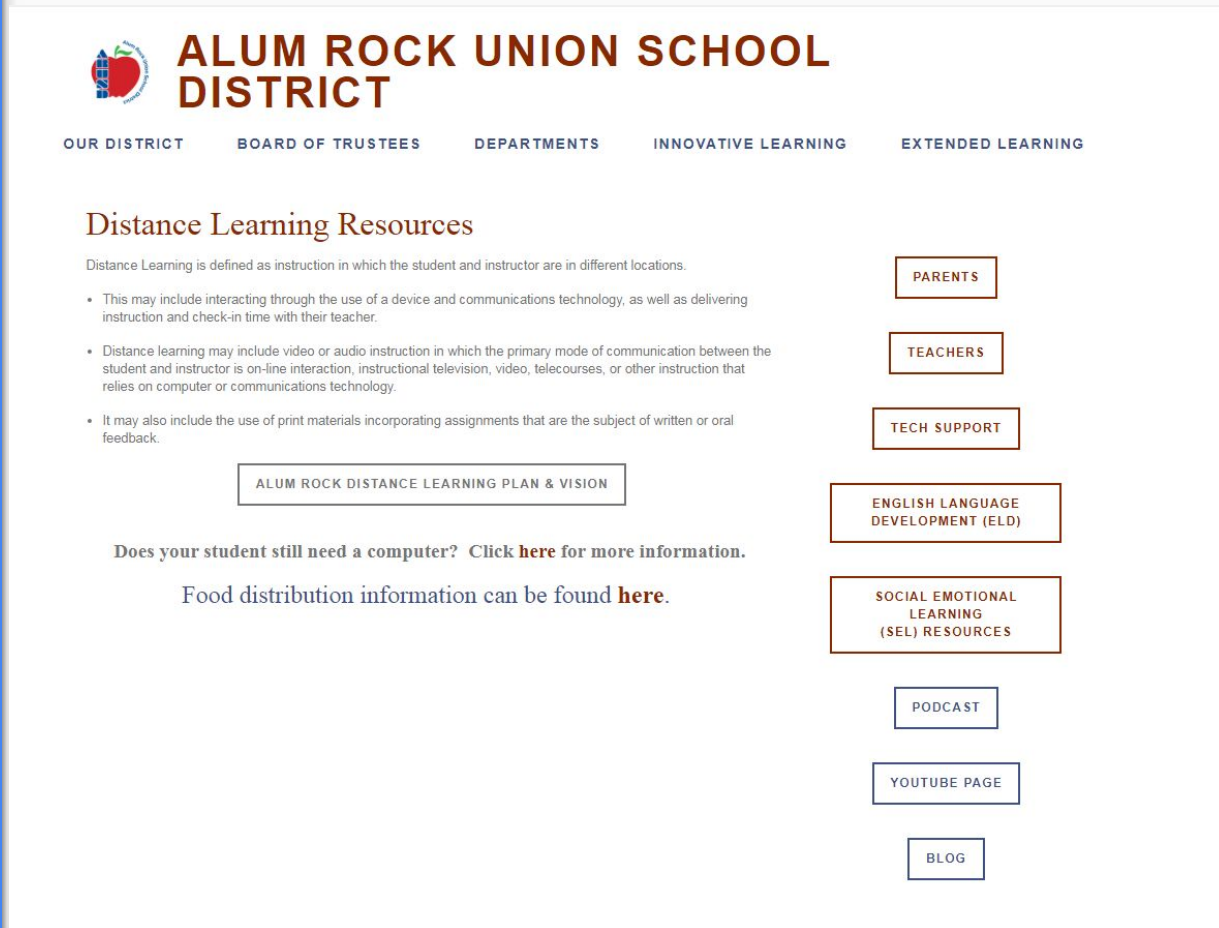
1. Website-

- a. Parent Resources (special education supports)
- b. Teacher Resources
- c. Tech Support
- d. English Language Development
- e. Social Emotional Learning Resources

2. Distance Learning Youtube channel

3. Weekly Podcasts

4. ARUSD Blog



The screenshot displays the Alum Rock Union School District website. At the top, the district's logo (a red apple with a blue outline and the words 'ALUM ROCK UNION SCHOOL DISTRICT' below it) is positioned to the left of the district name in large, bold, brown letters. Below the header, a navigation bar contains links: 'OUR DISTRICT', 'BOARD OF TRUSTEES', 'DEPARTMENTS', 'INNOVATIVE LEARNING', and 'EXTENDED LEARNING'. The main content area is titled 'Distance Learning Resources' in a brown serif font. Below this title, a paragraph defines distance learning, followed by three bullet points detailing its various applications. A central button labeled 'ALUM ROCK DISTANCE LEARNING PLAN & VISION' is present. Below the button, two lines of text provide links for computer needs and food distribution information. On the right side of the page, a vertical column of seven buttons offers additional resources: 'PARENTS', 'TEACHERS', 'TECH SUPPORT', 'ENGLISH LANGUAGE DEVELOPMENT (ELD)', 'SOCIAL EMOTIONAL LEARNING (SEL) RESOURCES', 'PODCAST', and 'YOUTUBE PAGE'. At the bottom right, a 'BLOG' button is also visible.

**ALUM ROCK UNION SCHOOL DISTRICT**

OUR DISTRICT   BOARD OF TRUSTEES   DEPARTMENTS   INNOVATIVE LEARNING   EXTENDED LEARNING

## Distance Learning Resources

Distance Learning is defined as instruction in which the student and instructor are in different locations.

- This may include interacting through the use of a device and communications technology, as well as delivering instruction and check-in time with their teacher.
- Distance learning may include video or audio instruction in which the primary mode of communication between the student and instructor is on-line interaction, instructional television, video, telecourses, or other instruction that relies on computer or communications technology.
- It may also include the use of print materials incorporating assignments that are the subject of written or oral feedback.

ALUM ROCK DISTANCE LEARNING PLAN & VISION

Does your student still need a computer? Click [here](#) for more information.

Food distribution information can be found [here](#).

PARENTS

TEACHERS

TECH SUPPORT

ENGLISH LANGUAGE DEVELOPMENT (ELD)

SOCIAL EMOTIONAL LEARNING (SEL) RESOURCES

PODCAST

YOUTUBE PAGE

BLOG

# Social Emotional Learning Resources (a Google Site)

Resources divided by:

Parents/Caregivers

Students

Educators

Crisis Center

# State and Local Assessment Updates



## Alum Rock Union School District State and Local Assessments 2019 - 2020

Assessment	Progress and Adjustments (COVID-19)
Initial ELPAC	<ul style="list-style-type: none"> <li>In Fall 2019, 2,000 students tested (within 30 days of enrollment) to determine English proficiency</li> <li>Window was extended to 75 days due to COVID-19</li> <li>Students who enroll after March 16th have a letter in CUM folder stating student enrolled during COVID-19</li> </ul>
Summative ELPAC	<ul style="list-style-type: none"> <li>Starting in February 2020, 3rd-8th graders were tested in all four domains, scores will be released in June/July</li> <li>K-2 students began testing in March</li> <li>Summative ELPAC suspended</li> </ul>
Reclassification	<ul style="list-style-type: none"> <li>Reclassification is on hold due to CAASPP testing being suspended (criteria 4)</li> </ul>
CAASPP (SBAC, CAST, CSA, CAA)	<ul style="list-style-type: none"> <li>Suspended for 2019 - 2020 school year</li> </ul>
PFT	<ul style="list-style-type: none"> <li>Suspended for 2019 - 2020 school year</li> </ul>
Local Assessments (iReady, ESGI, level screener)	<ul style="list-style-type: none"> <li>iReady Diagnostic (grades 1-8): initial and mid-year were completed</li> <li>iReady Diagnostic (grades 1-8): end of year was not completed due to COVID-19</li> <li>ESGI (grades TK-K): optional at home solution was provided</li> <li>Level Screener (grades K-5): initial and mid-year were completed</li> </ul>
Pathway to Seal of Biliiteracy	<ul style="list-style-type: none"> <li>5th grade postponed until Fall (Adelante 1 &amp; 2)</li> <li>8th grade completed Pathway to Seal of Biliiteracy virtually based on eligibility</li> </ul>

### Legend:

- **ELPAC:** English Language Proficiency Assessments for California for all English Learners
- **CAASPP:** California Assessment for Student Performance and Progress
- **SBAC:** Smarter Balanced Assessment Consortium (ELA and Math) for 3rd - 8th grade students
- **CAST:** California Science Test for 5th and 8th grade students
- **CSA:** California Spanish Assessment for students enrolled in Dual Immersion programs
- **CAA:** California Alternate Assessment (ELA, Math, Science) for students designated with severe cognitive disabilities
- **PFT:** Physical Fitness Test for 5th and 7th grade students