

X Picture X Tiles



Marcy Cook
Math Specialist/Consultant
P.O. Box 5840
Balboa Island, CA 92662



Name _____

X
Picture
X



Tiles

1	2	3	4
5	6	7	8
9	10	11	12
13	14	15	16
17	18	19	20

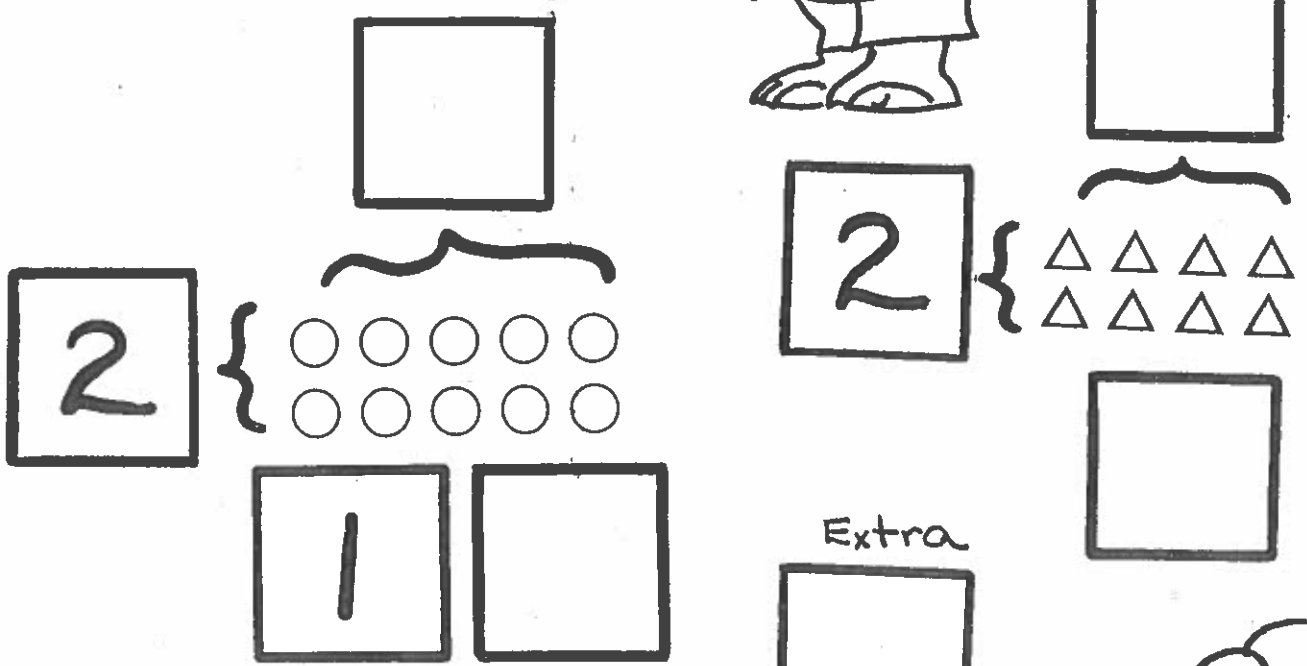

Name _____

X
Picture
X



Tiles

1	2	3	4
5	6	7	8
9	10	11	12
13	14	15	16
17	18	19	20







Extra




X Picture X Tiles



2





Extra







X Picture X Tiles

©

3



Extra



X Picture X Tiles


©

4


2

8


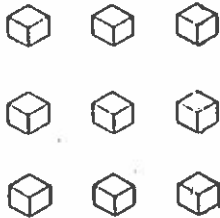
2



1



3



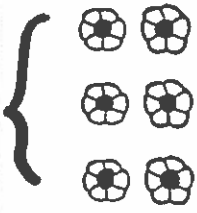


Extra


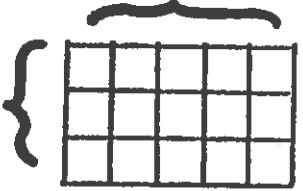
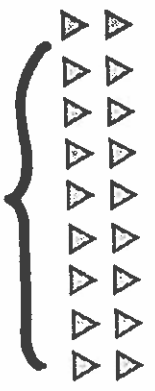



X Picture X Tiles

5



Extra




X Picture X Tiles

6

Diagram 1: A large empty square box is positioned above a group of four identical leaf-like objects. A horizontal curly brace is placed above the objects, and a vertical curly brace is placed to the left of them. To the left of the vertical brace is another empty square box. Below the objects are two empty square boxes; the right one contains the number '2'.

Diagram 2: A large empty square box is positioned above a 3x3 grid of dots. A horizontal curly brace is placed above the dots, and a vertical curly brace is placed to the left of them. To the left of the vertical brace is a square box containing the number '3'. Below the grid are two empty square boxes; the left one contains the number '1'.

Diagram 3: A large empty square box is positioned above a group of ten identical small human figures. A horizontal curly brace is placed above the figures, and a vertical curly brace is placed to the left of them. To the left of the vertical brace is another empty square box. Below the figures are two empty square boxes; the left one contains the number '1'.



X Picture X Tiles



7

2

[]



1

2

[]

[]



1

[]

[]



1

[]

[]

2

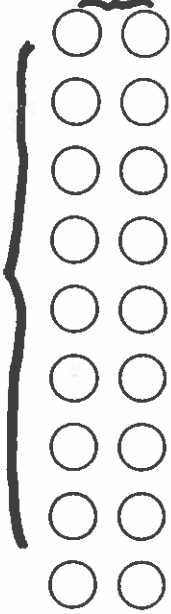
Extra

[]











[]

[]



8







Extra



X Picture X Tiles

9

3




5

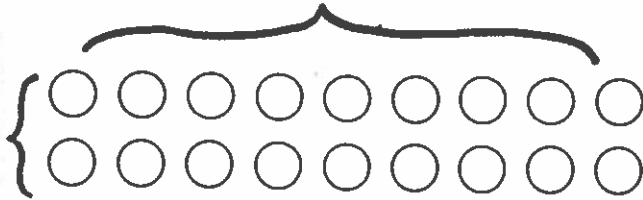
1




Extra



2



2


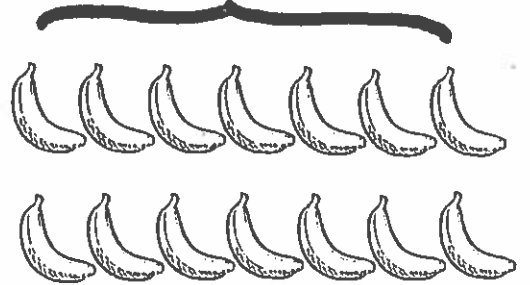



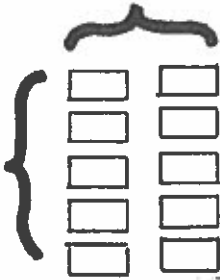



1



X Picture X Tiles

10



X Picture X Tiles

||

2

2

1

2

COOK






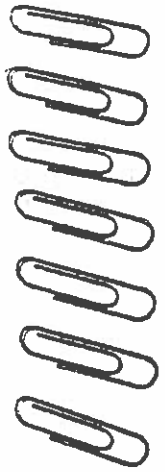
X Picture X Tiles

©



12

X Picture X Tiles















Extra



X Picture X Tiles


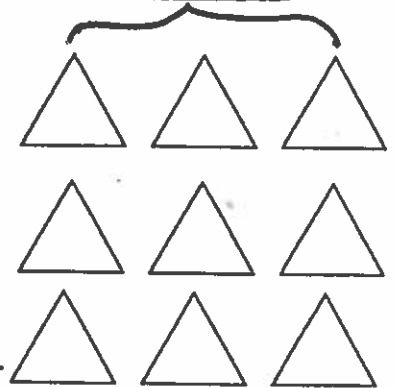



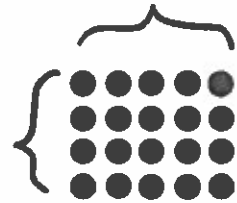





14



X Picture X Tiles




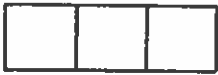



5








©

X Picture X Tiles

16




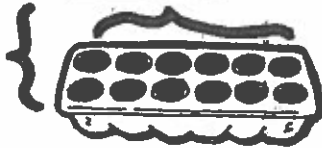





Extra




©

X Picture X Tiles

17


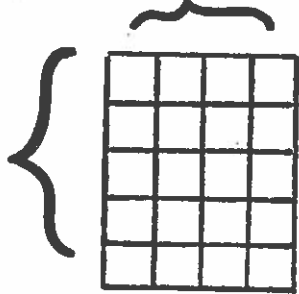





Extra






X Picture X Tiles

18



X Picture X Tiles



©

Diagram illustrating the number 2:

- A square box containing the number 2.
- A bracket above a group of 8 small flower pots, with a curly brace to the left.
- A square box above the flower pots.
- A square box below the flower pots.

Diagram illustrating the number 2:

- A square box containing the number 2.
- A bracket above a group of 12 small circular objects, with a curly brace to the left.
- A square box above the circular objects.
- A square box containing the number 2 to the right of the circular objects.

Diagram illustrating the number 10:

- A square box containing the number 10.
- A bracket to the left of a group of 10 small circles, with a curly brace to the left.
- A square box above the circles.



Diagram illustrating the number 4:

- A square box containing the number 4.
- A bracket above a group of 16 small triangles, with a curly brace to the left.
- A square box above the triangles.
- A square box containing the word "Extra" to the right of the triangles.
- A square box below the triangles.

Diagram illustrating the number 1:

- A square box containing the number 1.
- A square box containing the number 1.

Diagram illustrating the number 2:

- A square box containing the number 2.
- A square box containing the number 2.
- A speech bubble containing the word "COOK" and a smiley face.

X Picture X Tiles

X Picture X Tiles

