

**Brockton Public Schools- Middle School Music Department:
General Music
June 15th – June 19th 2020**

























**These are the General Music Activities for the week. Please make sure you are checking your BPS email and Microsoft TEAMS, and CLEVER.
Your music teachers are sending you activities designed specifically for your class.**

Identifying Emotions in Music

As we enter the final week of distance learning, we are going to focus on music and emotions. First, let's put together an "emotion emoji word bank". Use the chart below to match the emojis with the emotions that make the most sense to you. You have space to add your own, too!

Emotional Word Bank

- Afraid
- Angry
- Anxious
- Ashamed
- Baffled
- Cautious
- Challenged
- Confident
- Confused
- Disappointed
- Disgusted
- Distracted
- Ecstatic
- Elated
- Embarrassed
- Empty
- Enraged
- Exhausted
- Frustrated
- Guilty
- Hopeful
- Hopeless
- Inadequate
- Jealous
- Lonely
- Nervous
- Overwhelmed
- Proud
- Shocked
- Shy
- Smug
- Surprised
- Worried

Add your own:

**Brockton Public Schools- Middle School Music Department:
General Music
June 15th – June 19th 2020**

Now that you have your emoji emotion bank done, we can dive into using these emojis to help analyze a piece of music. Everyone has different opinions, so when it comes to how a piece of music makes YOU feel, there are no right or wrong answers! We will all have different connections to each piece of music we listen to or perform- sometimes positive, sometimes negative, and sometimes the connection changes. It's important to remember that everyone's opinion is valid- and there are no wrong answers for this activity.

Take a listen to our very own Brockton High Concert Choir performing "As If We Never Said Goodbye" and use your emoji emotion bank to help fill out the chart below

<https://www.youtube.com/watch?v=q9UMBwTOvXM>

<u>Describe the Music Element</u>	<u>How does this musical element affect your emotions?</u>
Rhythm:	
Tonality (major or minor):	
Tempo:	
Lyrics:	
Perceived Emotion:	
How I felt while listening:	

**Brockton Public Schools- Middle School Music Department:
General Music
June 15th – June 19th 2020**

Now it's your turn to share with us! Fill out the list below with songs that make you feel the emotions. Be sure you include the title of the musical piece, and the composer or artist who performs it. You have space to fill in other emotions that might not be listed here, as well. If you are able to, include a link to the youtube video of the songs, too!

<u>List of Emotions</u>	<u>Title of piece and Composer/Performer</u>
Happy	
Sad	
Angry	
Frightened	
Mischievous	
Quiet	
Silly	
Other:	
Other:	
Other:	

Viewing the YouTube video(s) are optional as an enrichment opportunity. YouTube is a third party and has no contractual relationships with BPS. BPS cannot ensure that YouTube is safeguarding or protecting your child's privacy.