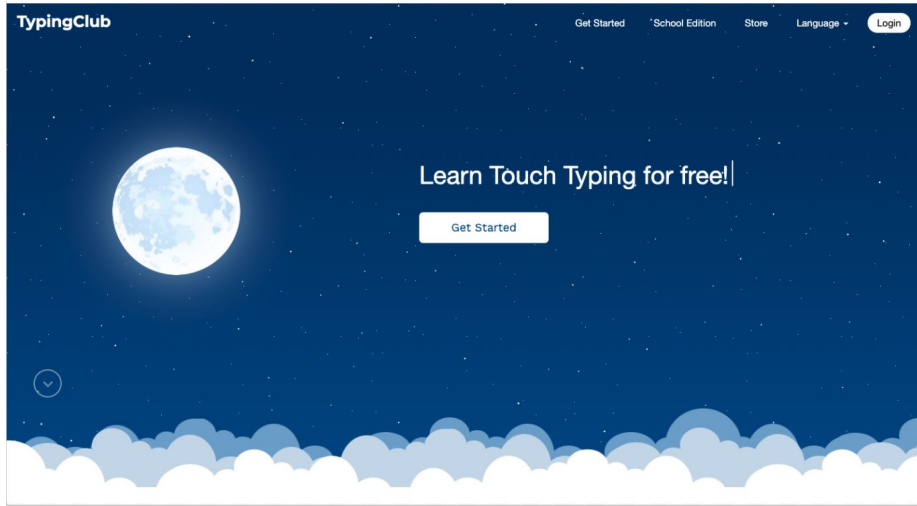
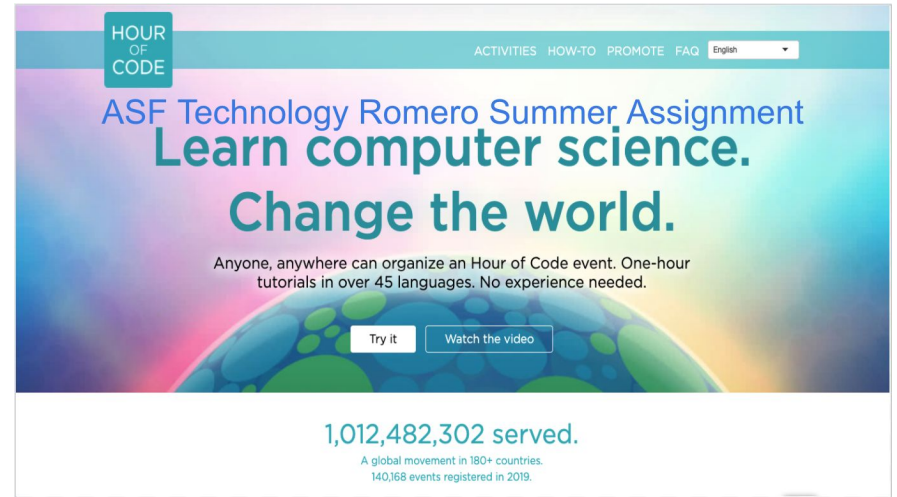


# ASF Technology Summer Assignment

2020



Improve your typing skills!



Join the wonderful world of coding!



# Learn Touch Typing for free!

[Get Started](#)



# ASF Typing Assignment

**Dear Students,**

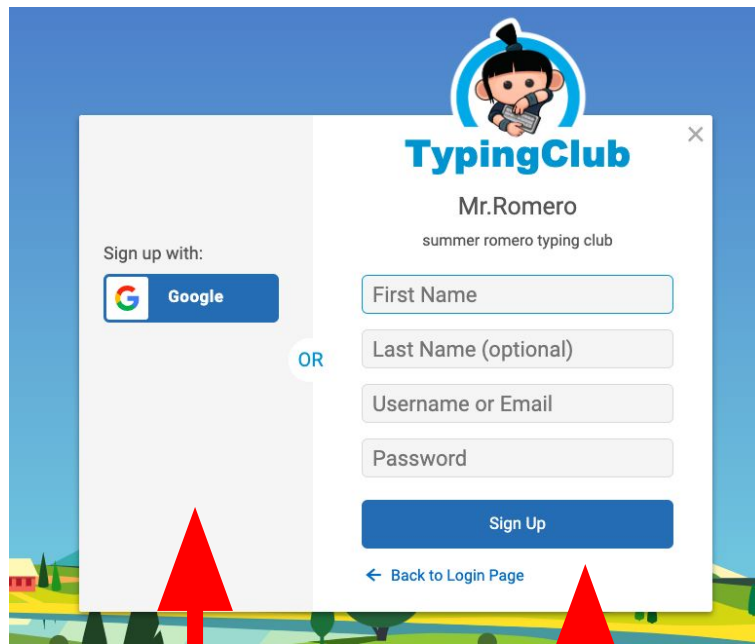
**If you wish to start or keep practicing your typing skills, please join the Summer Typing Assignment.**

**It's very simple, just click on:**

**Student Self-Join Link:**

**<https://mrromero.typingclub.com/signup/WZ753EQ>**

After you introduce this link in your browser's url bar, you will see the next screen.



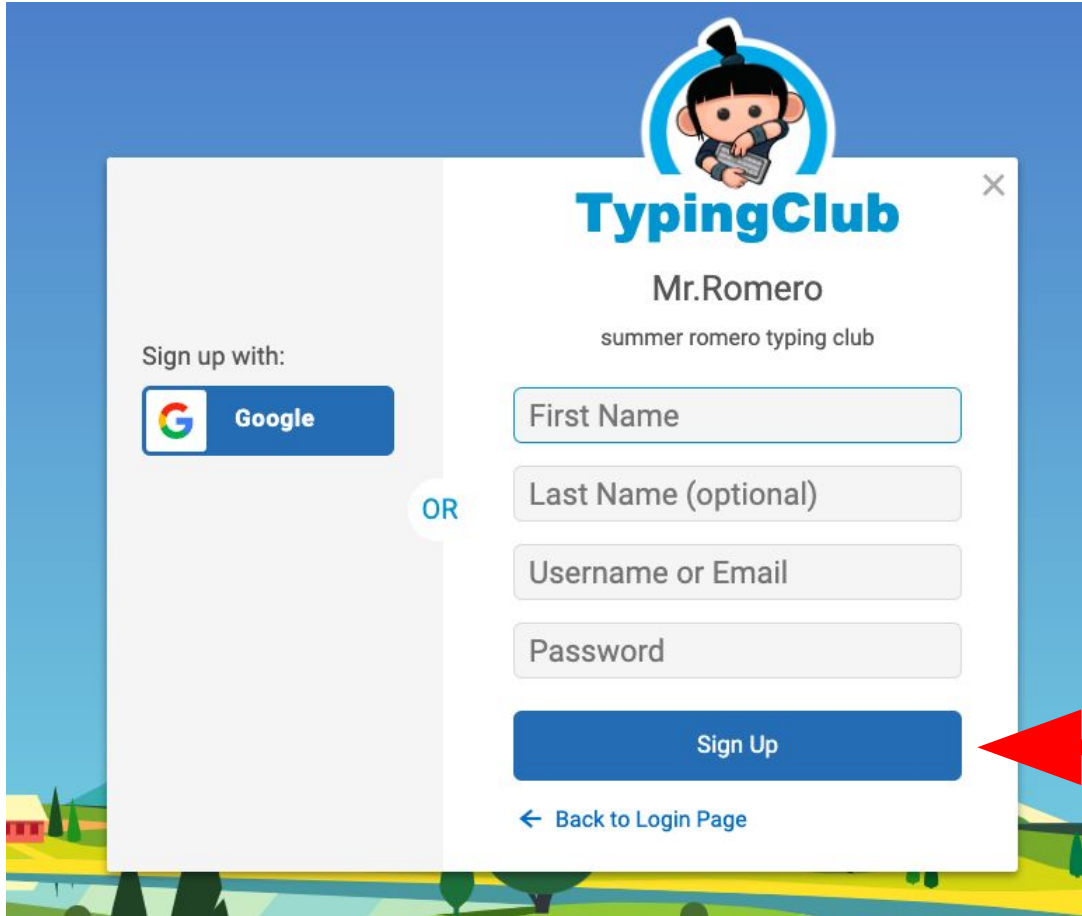
## Option 1

If you already have an account from your 6th or 7th grade Design Technology class, then click this option.

## Option 2


If you are a new user, click this option.

## Option 2: New Users



The image shows a sign-up form for TypingClub. At the top center is the TypingClub logo, which features a cartoon girl with black hair in a bun, wearing a blue shirt and holding a keyboard. Below the logo is the text "TypingClub" in a bold, blue font. Underneath that, the name "Mr.Romero" is displayed, followed by "summer romero typing club" in a smaller font. On the left side of the form, there is a "Sign up with:" section with a "Google" button. In the center, the word "OR" is written in blue. To the right of "OR" are four input fields: "First Name", "Last Name (optional)", "Username or Email", and "Password". Below these fields is a large blue "Sign Up" button. At the bottom left of the form, there is a link that says "← Back to Login Page".

Sign up with:

 Google

OR

First Name

Last Name (optional)

Username or Email

Password


Sign Up

[← Back to Login Page](#)

After you write your name, last name, username and password, Make sure to click sign up

**When you see this screen, you are all set.**

My Lesson Plans [+ Join a class](#)



DC Typing  
summer romero typing club

[Start](#)

0% progress | 0 stars | 0 points

## Power of Computers

1  Click the lesson to begin

2  Keywords

3  Computer

4  Tablet

5  Internet

6  Programmer

7  Play Keywords

8  Power of computers

9  Big and small

10  Computers everywh...

11  Speed and power

12  Programmers

13  Success

14  Like a pro

15  Go beyond

16  Activity

17  Research

18  With or without

Navigation icons: Menu, Up, 1, Down

Your account is set up and ready to go!!!



# ASF Technology Summer Assignment Learn computer science. Change the world.

Anyone, anywhere can organize an Hour of Code event. One-hour tutorials in over 45 languages. No experience needed.

[Try it](#)[Watch the video](#)

## 1,012,482,302 served.

A global movement in 180+ countries.

140,168 events registered in 2019.

# ASF Coding Assignment

**Dear Students,**

**If you wish to start and adventure in the coding world, please join the Summer coding Assignment.**

**It's very simple, just open the following URL:**

**<https://studio.code.org/join/ZWXHCX>**

After you click this link in your browser's url bar, you will see the next screen.

## Fill all of the fields up

Use first and last name



Display Name

Use ASF e-mail



Email

Use an easy password



Password

Password confirmation

Write your real age.



Age

Gender (optional)

Click on register.



Register

## Register to join section ZWXHCX

If you already have an account at Code.org, please [sign into your account](#) before joining the section.

If you don't have an account at Code.org yet, please fill out the fields below to create an account and join the section.

Email addresses are not stored in a form that allows us to contact students. Students will never receive emails from Code.org except for password recovery. See our [privacy policy](#) for more information.

# When you see this screen, you are all set.



My Dashboard

Course Catalog

Projects

Create ▾

regina ▾



You've registered for SummerCodingASF.

## Minecraft: Voyage Aquatic

Minecraft is back with a brand new activity! Use your creativity and problem solving skills to explore and build underwater worlds with code.

Try Now

Get Help

✓Assigned

Click on every lesson, have fun!!



Lesson Name	Progress
1. Minecraft: Voyage Aquatic	

Level Type

Level Details

Level Status

				Not started	In progress	Completed	Assessments / Surveys
Concept							N/A
Activity							

# Don't forget to...

Take a screenshot of your journey achievements.

You will get a school recognition.

Good luck!

