

9th Grade | 2020

Introduction to Literature & Composition

Summer Reading Assignment

Welcome to Introduction to Literature and Composition!

Below you will find a list of engaging and well-written stories that represent a variety of genres. You should choose **one** book from the list below.

While we endeavor to choose texts that are representative of appropriate content, age level, and maturity, we recommend each family research the suggested selections. You may find sites such as www.common sense media.org as you discern the best publication.

We love these pieces for different reasons, so our hope is that after reading one of these pieces, you, too, will have found a new book that you really enjoy.

Note: Please do not re-read a text that you have already read. There are too many wonderful books out there!





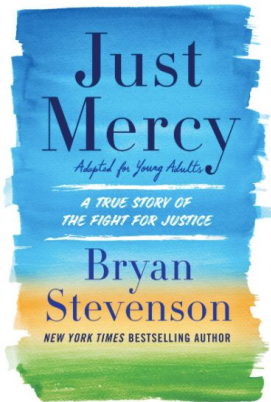



We look forward to seeing you in August!

Mrs. Mullis | christy.mullis@fcspaladins.org

Mrs. Schuerman | joanna.schuerman@fcspaladins.org

Assignment:

Choose **one** of the following novels to read:

			
<p><i>Animal Farm,</i> George Orwell</p>	<p><i>The Time Machine,</i> H.G. Wells</p>	<p><i>Fahrenheit 451,</i> Ray Bradbury</p>	<p><i>The Book Thief,</i> Markus Zusak</p>
 <p><i>Just Mercy,</i> Bryan Stephenson</p> <p>*The pictured version is our preference as it is adapted for young adult readers.</p>	 <p><i>And Then There Were None,</i> Agatha Christie</p>	 <p><i>The Strange Case of Dr. Jekyll and Mr. Hyde,</i> Robert Louis Stevenson</p>	 <p><i>Life of Pi,</i> Yann Martel</p>

You may purchase any version of the book that you like. The only exception is that you must read the full version of the text, not an abridged version. (Although, please note the asterisk after *Just Mercy*).

Your task is simply to read your book of choice.

When you return to school in August, you will be assessed in the following ways:



1. **Book Chat**--Book chats are an opportunity for you to share intriguing elements of your book with your classmates and your teacher. You should be prepared to answer questions such as:
 - a. How have your insights changed since reading the book?
 - b. How did the characters change from start to finish?
 - c. What was especially challenging about this book?
 - d. What did this story teach you about yourself and/or others?Keep in mind that there will be other questions; these are only examples.
2. **Written assessment** in timed essay format (major grade), which will require specific, textual evidence to support your answer.

Things to keep in mind:

1. Reading is exercise for your brain. Please read the text closely and to the best of your ability.
2. Please only use study guides such as LitCharts or SparkNotes as a guide for clarification rather than a replacement for the actual book itself.
3. You may listen to an audiobook version of the text as long as you are following along with the written version as well.
4. There are fantastic movie versions of these novels; however, they are not a replacement for the text. We encourage students to watch the movie *after* reading the text.

For many readers, marking the text as they read is extremely helpful. However, it is not a requirement for this course.

If you choose to annotate as you read, here are some suggestions:

- When you read, **highlight**, **underline**, place symbols that will emphasize important literary components like characterization, setting, theme, turning points in the plot, etc.
- Star (★) important ideas as you come across them in the text.
- Use a **colored pen** that will contrast with the black ink on the page.
- Use a **bright highlighter** minimally to only mark the most important portions of a chapter. The colors will serve as visual clues on the page that you will remember when you refer back and study.
- Place [brackets] around longer texts that would take too long to underline and make a note [] in the margin. Make many personal notes in the margin.
- Make a list of all the characters on the back of the front cover.
- Write down questions **?** in the margin next to passages that you do not understand [place a flag  next to those portions of text, also].
- Make a list of key ideas on the inside of the back cover. Things like, timelines of events, changes in a character, ideas that you agree with or disagree with, and any personal responses that seem significant to you.