





GETTING READY FOR 2ND GRADE! WORD STUDY



This year in 1st Grade students focused on the following areas for word study:

- Letter-sound patterns for short and long vowels, blends and digraphs
- Snap/No excuse words
- Phonological awareness (PA) skills – breaking and blending words into sounds and syllables
- Chinese Rainbow Words & Chinese Pinyin (For Dual Language only)

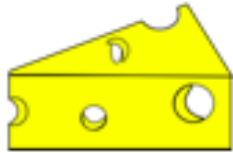
The following choice board provides a sample of activities and games that you might do with your child over the summer to reinforce and review concepts/skills. Practicing these skills and concepts in fun ways will promote engagement. We also recommend giving students choice in what activity or skill they practice. Students are encouraged to revisit any activities they are interested in.

Activities/Games		Pick 1 activity or game and 1 skill/ concept to practice during that activity or game. Mix & Match for more fun! Watch this video to learn more about the different games and a quick overview. 	Skills/Concepts	
<u>Card Scavenger Hunt:</u> Hide the cards around the house and then go find them.	<u>Memory:</u> Put two copies of each card face down. Take turns turning them over to find the matches.			Say the sound the blend or digraph make. (Make your own cards or print pages 2-3)
<u>Object Hunt:</u> Go around the house and pick 10 objects (say their name) or find 10 words in the house to use.	<u>Go Fish:</u> Deal the cards to each player and take turns asking, "Do you have ___?" If they do not, pick one from the pile.		Read CVC words and match to itself or the picture. (Make your own cards OR print pages 4-6)	Say the sounds you hear in the word. (Draw your own cards or print pages 18-19) *For Dual Language students, you can do this in Chinese with focus on Pinyin sounds
<u>Study your books:</u> Use the words and pictures in your books (in any language) to practice a skill.	<u>Speed:</u> Each player gets the same number of cards and sees who can go through their cards the fastest.		Read the long vowel word and match to the picture or to itself. (Make your own cards OR print pages 7-12)	Say and count the syllables in the words. (Draw your own cards or print pages 13-14)
<u>Tips:</u> * Please feel free to complete the language portions of the games in any language that works for your family or bilingually. *Print or make two copies in order to play the games *Have your child make their own cards to practice letter formation *Only use up to 10 pairs at once *Print or make on card stock or a color paper so you do not see through it and they last longer *Save and reuse the cards!			Video to explain the skills: 	Dual Language students, read Chinese rainbow words. (Make your own cards)

squ



ch



st



sm



wh



th



sn



sw



sh



ph



spl



spr



thr



shr



scr



str



dr



fr



cl



bl



gr



pr



fl



gl



tr



sc



pl



sl



sk



sp



br




cr




ten cap leg

bag wax fan

rat mug cat






nut mop tub

pod box rod

fix cup bus



hug six sit

hut wag nun

Dad map hat

cheese



kite



lime



bone



fruit

feet



tee



bee



doe



toe



cake



grape



snail



mail





team



read



tea



feed

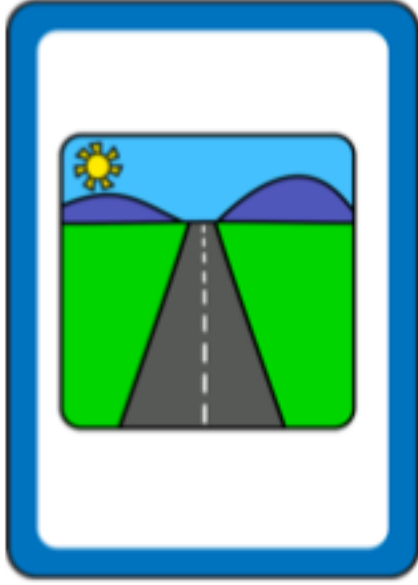




toast



soak



road



foe



nail



tail




paint



sail




rain

1.  bucket


2.  shovel


3.  seashell


4.  sun

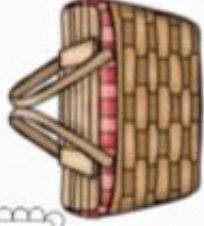
9.  sunscreen


10.  sandcastle

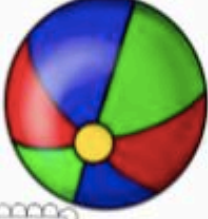
11.  chair


12.  sunglasses


5.  hat


6.  basket

13.  popsicle

14.  ball

7.  dolphin

8.  camera

15.  hot

16.  water



1.

elephant



2.

flamingo



3.

snake



4.

tiger



5.

kangaroo



6.

koala



7.

lizard



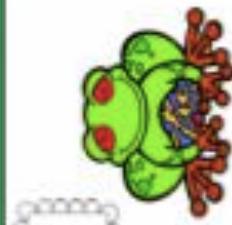
8.

monkey



9.

panda



11.

frog



10.

peacock



12.

parrot



13.

rhino



14.

zebra



15.

turtle



16.

alligator

his

said

like

us

have

on

it

look

going

by

she

he

were

from

saw

yes

at

into

fun

we

want

here

little

there

did

down

say

then

eat

my

now

will

with


ask

they


that




s t o p




s w i m




n e s t




j u m p




d r o p




d r a g




l a m p




s p i n




s l a m




p i p s



c o l d




l a n d







t r a m




b a n d





s a n d





t r a p




h a n d




g i f t




s l u g




c l a m




l i p s



d r u m



c r a b



p l u m

