





# GETTING READY FOR 1ST GRADE! WORD STUDY



This year in Kindergarten students focused on following areas for word study:

- Letters
- Matching letters to sounds (consonants and short vowel)
- Snap words
- Phonological awareness (PA) skills – breaking and blending words into sounds and syllables
- Chinese Rainbow Words (Dual Language Classes only)


The following choice board provides a sample of activities and games that you might do with your child over the summer to reinforce and review concepts/skills. Practicing these skills and concepts in fun ways will promote engagement. We also recommend giving students choice in what activity or skill they practice. Students are encouraged to revisit any activities they are interested in.


Activities/Games		Pick 1 activity or game and 1 skill/ concept to practice during that activity or game.  Mix & Match for more fun!	Skills/Concepts	
<u>Card Scavenger Hunt:</u> Hide the cards around the house and then go find them.	<u>Memory:</u> Put two copies of each card face down. Take turns turning them over to find the matches.		Watch this video to learn more about the different games and a quick overview.  	Match upper and lowercase letters and say the letter name.  (Make your own letter cards)
<u>Object Hunt:</u> Go around the house and pick 10 objects (say their name) or find 10 words in the house to use.	<u>Go Fish:</u> Deal the cards to each player and take turns asking, "Do you have ___?" If they do not, pick one from the pile.	Say the sound the letter makes.  (Use the letter cards you made)		Say the sounds you hear in the word.  (Draw your own cards or print cards pages 5-6)
<u>Study your books:</u> Use the words and pictures in your books (in any language) to practice a skill.	<u>Speed:</u> Each player gets the same number of cards and sees who can go through their cards the fastest.	Read the CVC word using your sound and word part power.  (Make your own cards by writing the words OR print the pages 2-4)		Say and count the syllables in the words.  (Draw your own cards or print cards pages 7-8)
<u>Tips:</u> * Please feel free to complete the language portions of the games in any language that works for your family or bilingually. *Print or make two copies in order to play the games *Have your child make their own cards to practice letter formation *Only use up to 10 pairs at once *Print or make on card stock or a color paper so you do not see through it and they last longer *Save and reuse the cards!		Video to explain the skills:  	Dual Language students read Chinese rainbow words.  (Make your own cards)	

ten cap leg

bag wax fan

rat mug cat






nut mop tub

pod box rod

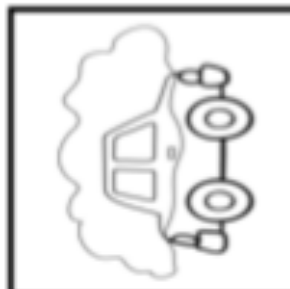





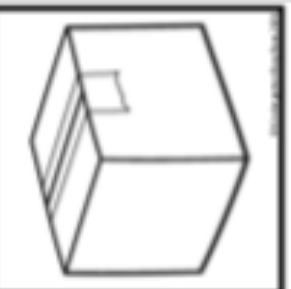
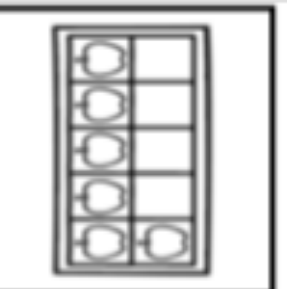

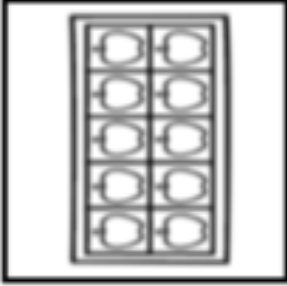

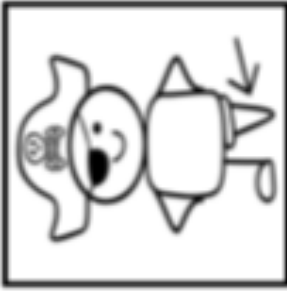
fix cup bus

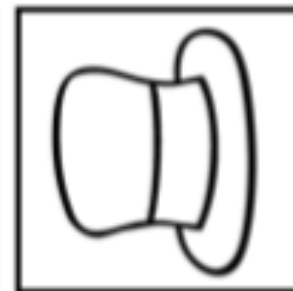



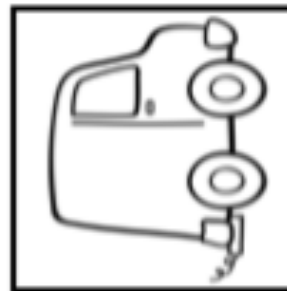

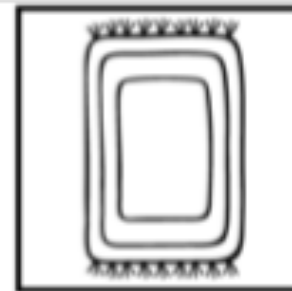

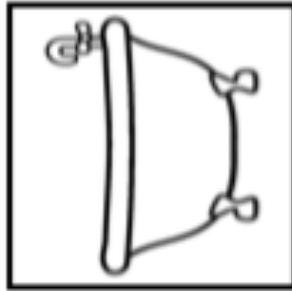
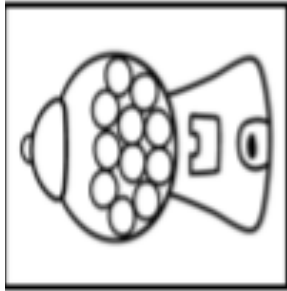




hug six sit

hut wag nun

Dad map hat





1.



bucket

2.



shovel

3.



seashell

4.



sun

5.



hat

6.



basket

7.



dolphin

8.



camera

9.



sunscreen

11.



chair

13.



popsicle

15.



hot

10.



sandcastle

12.



sunglasses

14.



ball

16.



water



1.

elephant



2.

flamingo



3.

snake



4.

tiger



5.

kangaroo



6.

koala



7.

lizard



8.

monkey



9.

panda



11.

frog



13.

rhino



15.

turtle




14.

zebra



16.

alligator



10.

peacock



12.

parrot



me

a

the

look

at

see

it

in

an

do

we

be

she

he

how

on

up

fun

here

is

this

I

like

me

got

was

went

you

am

did

and

can

to

get

day

play

say

for

come