
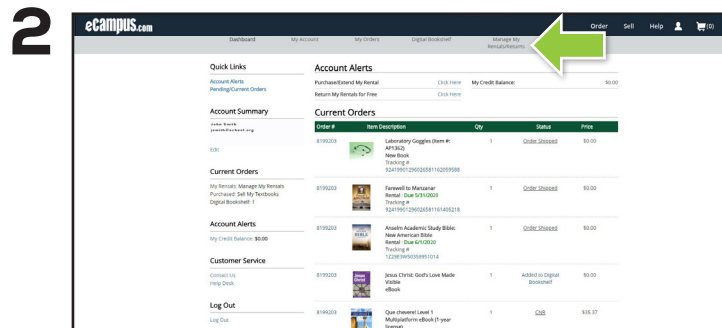


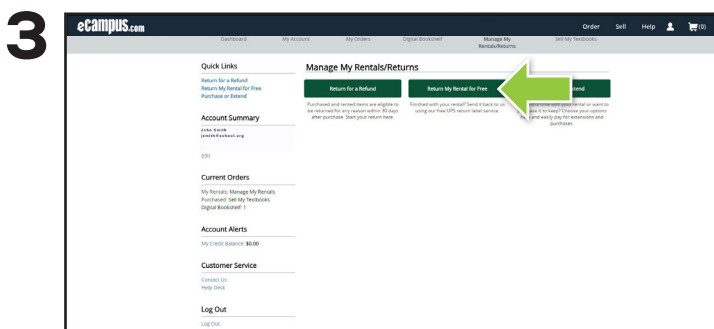
HOW TO RETURN RENTALS ONLINE



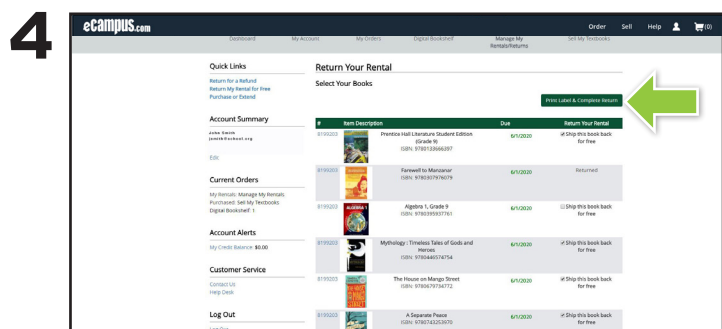
Go to ryecountryday.ecampus.com and select the "Sign In" button on the "My Account" widget and enter your login information before clicking "Sign In & Continue" to access your account.



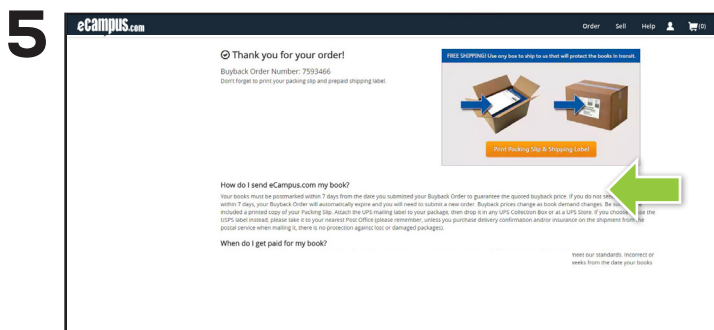
Once you have logged in to your account, select "Manage My Rentals/Returns" from the menu bar.



Select "Return My Rental for Free."



Rental textbooks that are eligible for return will be displayed. Select the textbook(s) you would like to return, and click "Print Label & Complete Return."



Print the prepaid UPS shipping label and packing slip. Once printed, place the packing slip in a box, making sure that the books are packed securely, and affix the UPS shipping label to the outside of the box. Take the package to your local UPS shipping location, and you're done!

BOOKMARK YOUR WEBSITE
ryecountryday.ecampus.com