




**Imagine
Learning
Literacy**

Watch the welcome video - *Mire el video de bienvenida*

<https://university.imaginelearning.com/imagine-language-literacy/student-experience-ill/welcome-students-show-students>

Show this video to your students to get everyone on the same page for a successful launch!




It has learning games,
fun books, and videos that

If you have an iPad - *para iPad*

On the iPad go to Self Service

En el iPad, vaya a

Autoservicio



Find Imagine Learning Icon

Busque el imagen de Imagine Learning

Look for Imagine Learning
Tap to download and wait for it
to install

Busque Imagine
Learning
Toque para
descargar y espere a
que se instale



Imagine Learning Student 4+

Imagine Learning, Inc.

★★★★★ 3.3, 263 Ratings

Free

How to get started on Chrome

Como iniciar en Computadora Chrome

  app.imaginelearning.com

  Login | **Imagine Learning** - app.imaginelearning.com

Then student sign in

Iniciar sesión de estudiante

Use your NSD student ID as your

Username AND

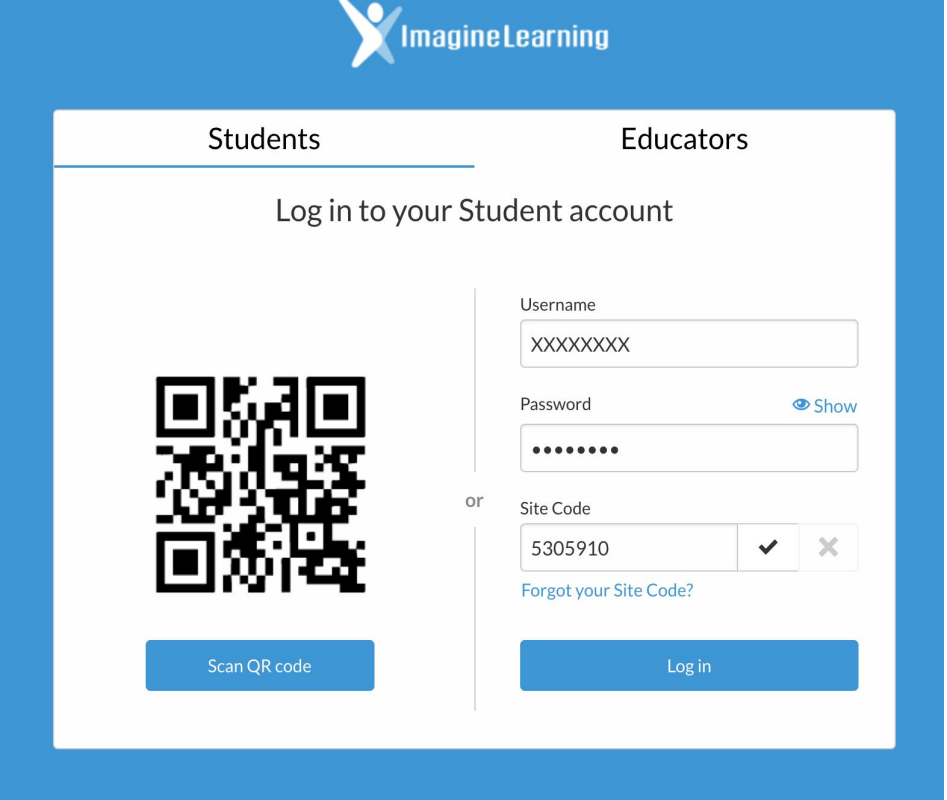
Password

Site code 5305910

Use su identificación de estudiante NSD como su

Nombre de usuario Y Contraseña

Código de sitio 5305910



The screenshot shows the Imagine Learning login page. At the top, the Imagine Learning logo is visible. Below it, there are two tabs: "Students" (selected) and "Educators". The main heading is "Log in to your Student account". On the left, there is a QR code and a "Scan QR code" button. On the right, there are three input fields: "Username" (containing "XXXXXXXX"), "Password" (containing "....." and a "Show" eye icon), and "Site Code" (containing "5305910" with a checkmark and a close button). Below the Site Code field is a link "Forgot your Site Code?". A "Log in" button is at the bottom right.

Imagine Learning

Students Educators

Log in to your Student account

Username
XXXXXXXX

Password [Show](#)
.....

or

Site Code
5305910 ✓ ✕

[Forgot your Site Code?](#)

Scan QR code

Log in

Haga Click en Imagine Language and Literacy

Please select a product:



**Go to Imagine
Learning & Literacy**

The formal Galileo
Assessment is being
waved at this time.

Ya casi has llegado!

A continuación hay una pantalla donde le preguntará si este es su **nombre**.

Y asegúrese de hacer clic en **Permitir** para micrófono

¡En *Imagine Island* responderá algunas preguntas rápidas y luego podrá comenzar!

Planifique pasar al menos 20 minutos todos los martes y jueves mientras aprende

conceptos de alfabetización a SU nivel. Me comunicaré con usted en nuestras

reuniones de Zoom también.

You're almost there!

Next there is a screen where it will ask you if this is your **Name**

And be sure to click **Allow** for microphone

In *Imagine Island* you will answer some quick questions and then **you can get started!**

Plan on spending at least 20 minutes every Tuesday and Thursday as you learn literacy concepts at YOUR level. I will check in with you at our Zoom meetings as well.

If you have questions or need help, feel free to reach out directly to
Si tiene preguntas o necesita ayuda, llame directamente a

Imagine Learning's Customer Care Team at:

Imagine Learning Customer Care
Monday-Friday: 6 am – 6 pm MT
support@imaginelearning.com
866.457.8776
support.imaginelearning.com

Enjoy using Imagine Learning at home. Stay safe!