ALUM ROCK UNION ELEMENTARY SCHOOL DISTRICT

BOARD OF TRUSTEES

Regular Board Meeting
June 14, 2018
Book 2 of 2
(Items 13.03-13.29)

ALUM ROCK UNION ELEMENTARY SCHOOL DISTRICT
2930 Gay Avenue
San Jose, CA 95127

13.03

Office of Superintendent of Schools

ITEM REQUIRING ATTENTION – BOARD OF TRUSTEES

To the Board of Trustees:

Subject: **Acceptance of Memorandum(s) of Understanding**

Staff Analysis:
The District has received the following Memorandums of Understanding as summarized on the sheet dated June 14, 2018.

Recommendation:
Staff recommends acceptance of these memorandums of understanding.

Prepared by:: Maria Martinez M.M. Title: Procurement Manager

Approved by: Kolvira Chheng Title: Assistant Superintendent of Business Services

To the Board of Trustees: Meeting: June 14, 2018

Recommend Approval Regular Board Meeting

13.03

Agenda Placement Hilaria Bauer, Ph.D., Superintendent

DISPOSITION BY BOARD OF TRUSTEES

Motion by: _____ Seconded by: _____

Approved: _____ Not Approved: _____ Tabled: _____

Alum Rock Union Elementary School District
June 14, 2018 Board Meeting

MEMORANDUMS OF UNDERSTANDING

SCHOOL / DEPARTMENT	DATE OF SERVICE	CONSULTANT NAME	COST	PURPOSE
Academic Services Barbara Campbell	06/01/18-08/21/22	Santa Clara University	No Cost	SCU will partner with ARUSD to provide teaching experience through practice teaching to bilingual SCU student teachers enrolled in the teaching credential program at SCU Funding: N/A
Academic Services Candace McIsaac	07/15/18-06/30/19	Santa Clara County Office Of Education	$15,000.00	Provide professional development for K-8 teachers in continued preparation for the CCSS for ELA, and Mathematics, ELD and NGSS Funding: General
Special Education Jean Gallagher	08/22/17-06/30/18	Santa Clara County Office Of Education	$5,000.00	Contract Increase: C1718113 Original contract amount $1,900, new contract amount $14,900. Professional Development Inclusion 101 on May 16 and May 30, 2018 Funding: Sp Ed
Special Education Jean Gallagher	04/23/18-06/30/19	Santa Clara County Office Of Education	$57,000.00	Reimburse SCCOE for intervener services for student with special needs requiring the service per IEP Funding: Sp Ed
Student Services Norma Flores	06/15/18-07/30/18	Santa Clara County Office of Education	$45,000.00	Provide PBIS Tier 1training for George M.S., Tier 2 for Meyer, Hubbard, Arbuckle, Ryan, Aptitud, Cureton, Painter, Lyndale, McCollam, Chavez and Ocala Funding: General

ALUM ROCK UNION ELEMENTARY SCHOOL DISTRICT

RECEIVED
PURCHASING
2018 JUN -6 PM 2:46

Request for Contracted Services

To: BUSINESS OFFICE Contract No.: _____ Vendor No.: _____

Academic Services (School/Dept) and the Alum Rock Union Elementary School District (ARUESD), whose address is 2930 Gay Avenue, San Jose, CA 95127, and the following named Contractor wishes to enter a:

- [✓] **MOU** (negotiated Agreement)
  - [ ] Exhibit B & C (Fingerprinting and TB Test)
- [ ] **MASTER CONTRACT PARTICIPATION**
  - [ ] Scope of Work/Proposal

Note: All Contracts over $5,000 require pre-approval.

* *Use Independent Contractor Agreement (BUS-109) for unincorporated individuals or in the absent of negotiated agreement.*

Name of Individual/Company: Santa Clara University

Address: 500 El Camino Real City: Santa Clara State: CA Zip: 95053-0201

Phone: (408) 554-6801 Fax: (408) 551-7197

SSN: _____ Fed I.D. #: _____

CONTRACT TERM: effective dates June 1, 2018 to August 31, 2022

CONTRACTOR'S OBLIGATION:
Description of services to be provided: (Please attach proposals and other documentation if necessary.)

Santa Clara University will partner with the Alum Rock Union School District to provide teaching experiences through practice teaching to bilingual SCU student teachers enrolled in the teaching credential program at SCU.

COMPENSATION: In consideration of Contractor's provision of services as described above, and subject to the payment provisions expressed herein, ARUESD shall pay Contractor, upon Contractor's submission of a properly documented demand for payment (Form BUS-106) which shall be submitted not later than 30 days from the end of the month in which the contract services were rendered, and upon approval of such demand by ARUESD as follows: (Check either a or b)

____ a. **Fee Rate:** $_____ per _____ Not to Exceed _____ of services.

✓ b. **Other:** $ No Cost to the District

Describe rate agreement or other costs: _____

BUDGET CODE: _____

APPROVALS:

ALUM ROCK UNION ELEMENTARY SCHOOL DISTRICT:

Site/Department Administrator: Blemplell Date: _____

Director of Fiscal Services: _____ Date: _____

Asst. Supt., of Business Services: _____ Date: _____

Superintendent: _____ Date: _____

Board of Trustees: _____ Date: _____

ALUM ROCK UNION ELEMENTARY SCHOOL DISTRICT
Request for Contracted Services

RECEIVED PURCHASING

TO: BUSINESS OFFICE Contract No._____ Vendor No. 10547

2018 JUN -6 PM 2:47

Academic Services (School/Dept.) and the Alum Rock Union Elementary School District (ARUESD), whose address is 2930 Gay Avenue, San Jose, CA 95127, and the following named Contractor wishes to enter into a:

☑ **MOU** (Negotiated Agreement)
☐ Exhibit B & C (Fingerprinting and TB Test)

☐ **MASTER CONTRACT PARTICIPATION**
☐ Scope of Work/Proposal

Note: All Contracts over $5,000 require pre-approval.

** Use Independent Contractor Agreement form B-252 for unincorporated individuals or in the absent of negotiated agreement.*

Name of Individual/Company Santa Clara County Office of Education

Address 1290 Ridder Park Drive City San Jose ST CA Zip 95131

Telephone (408) 453-6500 Fax #

SSN Fed. I.D.# 77-0272168

CONTRACT TERM: effective dates July 15, 2018 to June 30, 2019.

CONTRACTOR'S OBLIGATION:
Description of services to be provided. Please attach proposals and other documentation if necessary:
The Santa Clara County Office of Education will provide professional development to K-8 teachers in continued preparation for the CCSS for English Language Arts (ELA) and Mathematics, California English Language Development Standards (ELD), and the Next Generation Science Standards (NGSS)

COMPENSATION: In consideration of Contractor's provision of services as described above, and subject to the payment provisions expressed herein, ARUESD shall pay Contractor, upon Contractor's submission of a properly documented demand for payment (Form B-210) which shall be submitted not later than 30 days from the end of the month in which the contract services were rendered, and upon approval of such demand by ARUESD as follows: (Check either a or b)

____ a. *Fee Rate:* $_____ per _____ Not To Exceed _____ of services.

X b. *Other:* $ _____

Describe rate agreement or other costs ARUSD will pay up to $15,000 to the SCCOE.

BUDGET CODE: 03 305 5020 05815 LCAP PD

APPROVALS:

Alum Rock Union Elementary School District:

Site/Department Administrator [signature] Date 6/5/18

Director of Fiscal Services _____ Date _____

Asst. Supt. of Business Services _____ Date _____

Superintendent _____ Date _____

ARUESD Board Approval _____ Date _____

B-252A

APPROVED

RECEIVED
PURCHASING

ALUM ROCK UNION ELEMENTARY SCHOOL DISTRICT

2018 MAY 15 AM 10:00

BUSINESS OFFICE
RECEIVED
2018 APR 24 P 2:05

PURCHASE ORDER / CONTRACT ADJUSTMENT

P.O. No. _____ Contract No. C1718113 Contract Original Amount: $1,900.00

Vendor Name: Santa Clara Office of Education Vendor No. 10547

Please check:

- ____ Cancel P.O. / Contract
- ____ Change Item No.: ____
- ____ Increase Amount Line Item No.: ____
- ____ Decrease Amount Line Item No.: ____
- ____ Add Line No.: ____
- ____ Delete Line No.: ____
- ____ Change org key/object code to: ____
- ____ Change Vendor No. to: ____
- ____ Add Freight: $____
- ____ Add Tax: ____%
- ____ Disencumber
- ____ Change Order No.: ____
- ____ Other _____

CONTRACTS ONLY

Change Orders:

Contracts Original Amount	$1,900
Change Order #: 1	$2,500
Change Order #: 2&3	$500 + 5,000
Change Order #: 4	$5,000
New Contract Total (including Change Orders)	$14,900

Line #	FUND	LOCATION	PROGRAM	ACCOUNT	$ AMOUNT	Accountant Signature & Date
1	03	305	5020-0	5815	5,000	[signature] 5/10/18

Reason for Adjustment: Professional Development Inclusion 101 5/16/18 & 5/30/18

School/Dept.: Special Education Requested by: LeAnne Depew

Approval: _____ Assistant Superintendent of Business Services
(for Contracts Only)

[signature] Program Manager

_____ Purchasing Manager

Date Requested: 4/24/18 Date Entered: _____ Entered By: _____

(Pursuant to Public Contract Code 20118.4, the total cost of change orders shall not exceed the greater of $15,000.00 or 10% of the original contract amount. The ARUESD Board of Trustees must approve changes exceeding these limits.)

ALUM ROCK UNION ELEMENTARY SCHOOL DISTRICT

Request for Contracted Services

To: **BUSINESS OFFICE** Contract No.: _____ Vendor No.: _____

Special Education (School/Dept) and the Alum Rock Union Elementary School District (ARUESD), whose address is 2930 Gay Avenue, San Jose, CA 95127, and the following named Contractor wishes to enter a:

- [✓] **MOU** (negotiated Agreement)
  - [ ] Exhibit B & C (Fingerprinting and TB Test)
- [ ] **MASTER CONTRACT PARTICIPATION**
  - [ ] Scope of Work/Proposal

Note: All Contracts over $5,000 require pre-approval.

** Use Independent Contractor Agreement (BUS-109) for unincorporated individuals or in the absent of negotiated agreement.*

Name of Individual/Company: Santa Clara Office of Education

Address: 1290 Ridder Park Dr City: San Jose State: CA Zip: 95131

Phone: (408) 453-6500 Fax: ( )

SSN: _____ Fed I.D. #: _____

CONTRACT TERM: effective dates 4/23/18 to 6/30/19

CONTRACTOR'S OBLIGATION:
Description of services to be provided: (Please attach proposals and other documentation if necessary.)

Reimburse the SCCOE for Intervener services for student with special needs requiring the service, per the IEP.

COMPENSATION: In consideration of Contractor's provision of services as described above, and subject to the payment provisions expressed herein, ARUESD shall pay Contractor, upon Contractor's submission of a properly documented demand for payment (Form BUS-106) which shall be submitted not later than 30 days from the end of the month in which the contract services were rendered, and upon approval of such demand by ARUESD as follows: (Check either a or b)

✓ a. **Fee Rate:** $65.00 per hour Not to Exceed $57,000 of services.

____ b. **Other:** $_____

Describe rate agreement or other costs: _____

BUDGET CODE: 08-380-1820-0-5815

APPROVALS:

ALUM ROCK UNION ELEMENTARY SCHOOL DISTRICT:

Site/Department Administrator: J Gallagher Date: 5-7-18

Director of Fiscal Services: _____ Date: _____

Asst. Supt., of Business Services: _____ Date: _____

Superintendent: _____ Date: _____

Board of Trustees: _____ Date: _____

ALUM ROCK UNION ELEMENTARY SCHOOL DISTRICT

RECEIVED
PURCHASING
2018 JUN -6 AM 9:42

Request for Contracted Services

To: BUSINESS OFFICE Contract No.: _____ Vendor No.: _____

Student Services (School/Dept) and the Alum Rock Union Elementary School District (ARUESD), whose address is 2930 Gay Avenue, San Jose, CA 95127, and the following named Contractor wishes to enter a:

- [✓] **MOU** (negotiated Agreement)
- [ ] Exhibit B & C (Fingerprinting and TB Test)
- [ ] **MASTER CONTRACT PARTICIPATION**
- [ ] Scope of Work/Proposal

Note: All Contracts over $5,000 require pre-approval.

** Use Independent Contractor Agreement (BUS-109) for unincorporated individuals or in the absent of negotiated agreement.*

Name of Individual/Company: Santa Clara County Office of Education (SCCOE)

Address: 1290 Ridder Park Dr. City: San Jose State: CA Zip: _____

Phone: (408) 453-6706 Fax: ( )

SSN: _____ Fed I.D. #: _____

CONTRACT TERM: effective dates June 15, 2018 to July 30, 2018

CONTRACTOR'S OBLIGATION:
Description of services to be provided: (Please attach proposals and other documentation if necessary.)

SCCOE will provide PBIS Tier 1 training for George Middle School and Tier 2 training for Meyer, Hubbard, Arbuckle, Ryan, Aptitud, Cureton, Painter, Lyndale, McCollam, Chavez and Ocala. PBIS aims to establish positive social culture and academic success for all students.

COMPENSATION: In consideration of Contractor's provision of services as described above, and subject to the payment provisions expressed herein, ARUESD shall pay Contractor, upon Contractor's submission of a properly documented demand for payment (Form BUS-106) which shall be submitted not later than 30 days from the end of the month in which the contract services were rendered, and upon approval of such demand by ARUESD as follows: (Check either a or b)

____ a. **Fee Rate:** $3,750 per school Not to Exceed _____ of services.

✓ b. **Other:** $45,000

Describe rate agreement or other costs: Tier 1=$3,750 (1); Tier 2=$41,250 (11)

BUDGET CODE: 03-340-5210-5815

APPROVALS:

ALUM ROCK UNION ELEMENTARY SCHOOL DISTRICT:

Site/Department Administrator: [signature] /R.S Date: 5/25/18

Director of Fiscal Services: _____ Date: _____

Asst. Supt., of Business Services: _____ Date: _____

Superintendent: _____ Date: _____

Board of Trustees: _____ Date: _____

ALUM ROCK UNION ELEMENTARY SCHOOL DISTRICT
2930 Gay Avenue, San Jose, CA 95127

13.04

Office of Superintendent of Schools

ITEM REQUIRING ATTENTION - BOARD OF EDUCATION

To the Board of Trustees: Date: May 30, 2018

Subject: **Approval of Fundraising Activities**

Staff Analysis: The District has received fundraising requests as summarized on the attached sheet dated June 14, 2018.

Recommendation: Staff recommends approval of these fundraising event requests.

Approved by: Kolvira Chheng Title: Assistant Superintendent, Business Services

To the Board of Trustees: Meeting: June 14, 2018
Regular Board Meeting

Recommend Approval

13.04
Agenda Placement

Hilaria Bauer, Ph.D., Superintendent

DISPOSITION BY BOARD OF TRUSTEES

Motion by: _____ Seconded by: _____

Approved: _____ Not Approved: _____ Tabled: _____

Alum Rock Union Elementary School District
June 14, 2018

APPROVAL OF FUNDRAISING ACTIVITY

SCHOOL	FUNDRAISING ACTIVITY	ACTIVITY SPONSOR	DATE
Adelante Academy	Popcorn Sales	PTA	04/13/18-06/01/18
Aptitud Academy	Movie Night Sales	PTA	05/18/18-05/18/18
Mathson Middle	Contributions to the ASB Account	ASB	06/01/18-06/15/18
Meyer Elementary	5th Grade Dance Sales	PTA	06/12/18-06/12/18
Ocala STEAM Academy	Contributions to the ASB Account	ASB	04/30/18-06/14/18

ALUM ROCK UNION ELEMENTARY SCHOOL DISTRICT
2930 Gay Avenue, San Jose, CA 95127

13.05

Office of Superintendent of Schools

ITEM REQUIRING ATTENTION - BOARD OF EDUCATION

To the Board of Trustees: Date: May 31, 2018

Subject: **Acceptance of Donations**

Staff Analysis: The District has received donations as summarized on the sheet dated June 14, 2018.

Recommendation: Staff recommends approval for acceptance of these donations.

Approved by: Kolvira Chheng Title: Assistant Superintendent, Business Services

To the Board of Trustees: Meeting: June 14, 2018
Regular Board Meeting

Recommend Approval

13.05
Agenda Placement

Hilaria Bauer, Ph.D., Superintendent

DISPOSITION BY BOARD OF TRUSTEES

Motion by: _____ Seconded by: _____

Approved: _____ Not Approved: _____ Tabled: _____

Alum Rock Union Elementary School District
June 14, 2018

ACCEPTANCE OF DONATIONS

DONOR NAME	DESCRIPTION OR PURPOSE	ESTIMATED VALUE	RECEIVING SCHOOL OR DEPARTMENT
Box Tops for Education	Materials & Supplies	$ 117.70	Cureton Elementary
SIMS Metal Management	Materials & Supplies	$ 304.28	Cureton Elementary
Mr. & Ms. Daniel Gomez	Materials & Supplies	$ 125.00	Dorsa Elementary
Ms. Sonca Pham	Materials & Supplies	$ 125.00	Dorsa Elementary
Ms. Gildardo Mendoza	Materials & Supplies	$ 125.00	Dorsa Elementary
Mr. Alfonso Martinez	Materials & Supplies	$ 125.00	Dorsa Elementary
Mr. & Ms. James Navarra	Materials & Supplies	$ 50.00	Dorsa Elementary
Ms. Natalie Perez	Materials & Supplies	$ 125.00	Dorsa Elementary
Mr. Jesus Rodriguez-Mendez	Materials & Supplies	$ 125.00	Dorsa Elementary
Ms. Guadalupe Fuentes	Materials & Supplies	$ 145.00	Dorsa Elementary
Mr. & Ms. Paul Lisowski	Materials & Supplies	$ 200.00	Dorsa Elementary
Ms. Guadalupe Fuentes	Materials & Supplies	$ 60.00	Dorsa Elementary
Ms. Lynn Virgilio	Materials & Supplies	$ 125.00	Dorsa Elementary
Mr. & Ms. Jose Martinez Cruz	Materials & Supplies	$ 26.00	Dorsa Elementary
Box Tops for Education	Materials & Supplies	$ 5.00	Dorsa Elementary
Mr. & Ms. Deshawn Charles	Materials & Supplies	$ 125.00	Dorsa Elementary
Mr. & Ms. John Francis	Materials & Supplies	$ 50.00	Dorsa Elementary
Chipotle	Materials & Supplies	$ 261.75	Dorsa Elementary
Mr. & Ms. Bret Lunde	Materials & Supplies	$ 170.00	Dorsa Elementary
Ms. Maria Jaso	Materials & Supplies	$ 40.00	Dorsa Elementary
DonorsChoose.org	Materials & Supplies	$ 33.76	Dorsa Elementary
Mr. Alvin Pacione	Materials & Supplies	$ 150.00	Dorsa Elementary
Mr. & Ms. James Navarra	Materials & Supplies	$ 415.00	Dorsa Elementary
Ms. Sonia DeLeon Rojas	Materials & Supplies	$ 10.00	Dorsa Elementary
Mr. Jessie Vasquez	Materials & Supplies	$ 30.00	Dorsa Elementary
Mr. & Ms. Reynaldo Atud	Materials & Supplies	$ 50.00	Dorsa Elementary
Ms. Maria Jaso	Materials & Supplies	$ 40.00	Dorsa Elementary
The UPS Store #6399	Materials & Supplies	$ 250.00	Dorsa Elementary
Mr. & Ms. Charles Roellig	Materials & Supplies	$ 170.00	Dorsa Elementary

ACCEPTANCE OF DONATIONS (continued)

DONOR NAME	DESCRIPTION OR PURPOSE	ESTIMATED VALUE	RECEIVING SCHOOL OR DEPARTMENT
Ms. Jurie Paas	Materials & Supplies	$ 125.00	Dorsa Elementary
Mr. & Ms. Guadalupe Almaguer	Materials & Supplies	$ 130.00	Dorsa Elementary
Hubbard Elementary School PTA	Materials & Supplies	$ 2,462.33	Hubbard Elementary
Lifetouch National School Studios	Materials & Supplies	$ 325.78	Linda Vista Elementary
Hillcresters	Materials & Supplies	$ 1,000.00	Linda Vista Elementary
Box Tops for Education	Materials & Supplies	$ 15.00	Linda Vista Elementary
AT&T and Employee Giving Program	Materials & Supplies	$ 40.00	McCollam Elementary
AT&T and Employee Giving Program	Materials & Supplies	$ 40.00	McCollam Elementary
San Francisco Bay Wildlife Society	Materials & Supplies	$ 522.13	Painter Elementary
Lifetouch National School Studios	Materials & Supplies	$ 269.45	Painter Elementary
RSB Education Inc	Materials & Supplies	$ 75.00	Painter Elementary
Box Tops for Education	Materials & Supplies	$ 28.50	Painter Elementary
Children's Discovery Museum	Materials & Supplies	$ 104.00	Ryan Elementary
Renaissance Academy PTO	Materials & Supplies	$ 1,600.00	Renaissance Academy
Silicon Valley Educational Foundation	Materials & Supplies	$ 927.27	Renaissance Academy
Symphony Silicon Valley	Materials & Supplies	$ 393.90	Russo/McEntee Academy
Children's Discovery Museum	Materials & Supplies	$ 136.00	Russo/McEntee Academy
Lifetouch National School Studios	Materials & Supplies	$ 209.15	San Antonio Elementary
Children's Discovery Museum	Materials & Supplies	$ 126.00	San Antonio Elementary

ALUM ROCK UNION ELEMENTARY SCHOOL DISTRICT
2930 Gay Avenue, San Jose, CA 95127

Office of Superintendent of Schools

13.06

ITEM REQUIRING ATTENTION - BOARD OF TRUSTEES

To the Board of Trustees: May 30, 2018

Subject: **Enrollment/Attendance Report for Month 9 (April 16, 2018 thru May 11, 2018)**

Staff Analysis: The Enrollment/Attendance Report for the attendance May 11, 2018 provides information on how many students are enrolled at each school and what percent attended class. This report captures our ADA percentages for the first seven months of the school year. It establishes our Local Control Funding Formula (LCFF) for 2017/2018 school year.

Month 9

May 11, 2018
Regular Ed & SDC ADA 96.14%

Recommendation: Staff recommends acceptance of this month's Enrollment/Attendance Report.

Submitted by: Debbie Elliott Title: Coordinator, Assessment & Accountability

Approved by: Kolvira Chheng Title: Assistant Superintendent, Business Services

To the Board of Trustees: Meeting: June 14, 2018
Regular Board Meeting

Recommend Approval

13.06
Agenda Placement

Hilaria Bauer, Ph.D., Superintendent

DISPOSITION BY BOARD OF TRUSTEES

Motion by: _____ Seconded by: _____

Approved: _____ Not Approved: _____ Tabled: _____

Enrollment/ADA 2017-2018
for Elementary and Middle Schools

Elementary	Month 1 8/28-9/22		Month 2 09/25-10/20		Month 3 10/23-11/17		Month 4 11/20-12/15		Month 5 12/18-1/19		Month 6 1/22-2/16		Month 7 2/19-3/16		Month 8 3/19-4/13		Month 9 4/16-5/11		Month 10		Month 11	
School	Enroll	ADA	Enroll	ADA	Enroll	ADA	Enroll	ADA	Enroll	ADA	Enroll	ADA	Enroll	ADA	Enroll	ADA	Enroll	ADA	Enroll	ADA	Enroll	ADA
Adelante	521	98.22	524	97.01	526	96.54	525	95.72	523	95.37	521	95.38	523	94.86	523	95.86	522	96.59				
Adelante 2	125	96.85	127	96.69	125	96.25	125	95.74	126	94.98	126	94.79	130	94.87	129	95.31	129	96.32				
Aptitud	447	97.86	451	98.62	453	96.70	455	95.06	453	94.06	449	96.28	447	94.69	450	95.52	454	96.48				
Arbuckle	279	96.47	273	95.58	273	95.32	279	94.08	279	93.08	278	93.39	278	93.63	275	96.20	270	95.99				
Cassell	406	96.57	421	95.70	417	95.14	412	94.77	413	91.97	416	93.16	412	93.10	411	94.95	413	95.61				
Chavez	384	96.54	381	95.32	403	95.24	403	93.92	388	92.69	382	95.39	378	93.46	381	94.63	387	95.56				
Cureton	438	97.25	438	96.39	438	96.08	440	95.43	442	93.76	439	95.39	435	93.70	439	95.70	433	95.83				
Dorsa	380	97.96	380	96.99	382	96.24	387	94.65	389	93.27	384	96.27	384	95.15	386	96.02	386	96.00				
Hubbard	605	96.82	604	96.03	616	95.02	602	93.51	590	92.49	596	95.14	598	93.03	598	95.80	599	95.30				
Linda Vista	542	96.64	539	95.01	539	95.89	535	94.91	528	93.08	526	94.59	529	91.65	528	94.73	526	95.90				
Lucha	313	96.99	312	97.29	309	96.42	310	96.14	310	95.13	306	94.91	307	94.84	308	95.77	308	96.59				
Lyndale	400	96.85	400	96.05	428	95.84	428	95.05	406	94.26	407	96.23	406	94.03	401	95.41	403	96.37				
McCollam	505	96.92	509	96.28	513	95.80	510	94.02	514	93.77	514	94.89	519	92.43	512	95.21	511	96.13				
Meyer	384	96.98	388	96.22	399	95.69	409	94.73	410	93.45	406	94.58	413	92.89	416	94.75	415	95.78				
Painter	379	97.46	374	96.36	368	96.25	368	95.41	370	94.28	367	95.76	367	93.97	369	95.92	365	96.23				
Russo/McEntee	531	97.45	531	96.44	531	96.27	536	95.46	529	94.37	527	95.37	529	93.63	533	95.47	534	96.68				
Ryan	369	97.02	368	95.56	367	95.33	364	94.87	363	93.72	365	94.58	364	92.96	360	95.12	361	95.99				
San Antonio	403	97.06	397	95.79	391	95.64	386	95.39	388	94.01	389	94.52	383	93.42	383	95.57	381	96.15				

Middle	Month 1 08/28-9/22		Month 2 09/25-10/20		Month 3 10/23-11/17		Month 4 11/20-12/15		Month 5 12/18-1/19		Month 6 1/22-2/16		Month 7 2/19-3/16		Month 8 3/19-4/13		Month 9 4/16-5/11		Month 10		Month 11	
School	Enroll	ADA	Enroll	ADA	Enroll	ADA	Enroll	ADA	Enroll	ADA	Enroll	ADA	Enroll	ADA	Enroll	ADA	Enroll	ADA	Enroll	ADA	Enroll	ADA
Fischer	318	98.80	327	97.99	328	96.23	324	95.69	320	92.92	323	95.58	323	94.49	322	95.41	321	96.61				
George	555	97.16	560	95.64	549	95.23	549	95.26	542	93.50	540	95.94	537	94.12	537	95.13	534	95.96				
Mathson	301	96.83	301	96.53	307	96.45	307	93.18	305	92.10	306	95.15	305	92.13	305	94.34	308	94.54				
Ocala	473	97.13	482	96.72	481	96.10	478	94.24	480	93.86	477	95.52	482	94.04	479	95.32	484	95.66				
Renaissance	296	98.10	291	97.90	292	97.43	296	96.75	295	96.65	293	97.05	293	96.36	292	97.10	290	97.59				
Ren 2	273	97.80	273	97.90	271	97.23	272	97.49	272	95.61	271	97.24	271	96.48	271	96.76	270	96.93				
Sheppard	608	97.15	604	96.96	597	96.68	597	96.99	599	94.84	590	97.16	592	95.25	591	96.71	591	97.06				

Total	10235	97.21	10255	96.52	10303	96.04	10297	95.14	10234	93.83	10198	95.36	10205	93.84	10199	95.53	10195	96.14	0	0	0	0

13.07

ALUM ROCK UNION ELEMENTARY SCHOOL DISTRICT
2930 Gay Avenue, San Jose, CA 95127

Office of Superintendent of Schools

ITEM REQUIRING ATTENTION - BOARD OF TRUSTEES

To the Board of Trustees: May 1, 2018

Subject: **Vendor & Payroll Warrants-APRIL**

Staff Analysis: Summary of Vendor and Payroll Warrants issued during April month of Fiscal Year 2017/2018.

Total of vendor warrants	$	4,393,511.54
Total of payroll warrants	$	4,912,021.69
Total	**$**	**9,305,533.23**

Recommendation: Staff recommends approval of the Vendor & Payroll Warrants for the month of April 2018.

Approved by: Kolvira Chheng Title: Assistant Superintendent, Business Services

To the Board of Trustees: Meeting: June 14, 2018
Regular Board Meeting

Recommend Approval

13.07
Agenda Placement

Hilaria Bauer, Ph.D., Superintendent

DISPOSITION BY BOARD OF TRUSTEES

Motion by: _____ Seconded by: _____

Approved: _____ Not Approved: _____ Tabled: _____

April 2018

VENDOR WARRANTS	AMOUNT
General Fund (Incl Payroll A/P)	$2,363,642.88
Cafeteria Fund	$338,492.01
Deferred Maintenance Fund	$0.00
Building Fund	$44,595.53
Capital Facilities Fund	$0.00
County School Facility Fund	$0.00
Special Reserve for Capital Outlay Fund	$0.00
Health and Welfare	$1,414,827.31
Worker's Comp	$223,795.99
Subtotal	**$4,385,353.72**
Student Body Fund	$8,157.82
Total Vendor Warrants	**$4,393,511.54**

PAYROLL WARRANTS	
10th of the month	$529,562.58
EOM Payroll	$4,377,038.17
Manual Checks	$5,578.01
Void Checks	($157.07)
Total Payroll Warrants	**$4,912,021.69**
Grand Total All Warrants	**$9,305,533.23**

AP Warrants used # 140287 - 140830
AP Direct Deposit Stub Used #1010226- 1010232
Payroll Direct Deposit Pay Stub used # 60280117 -
Payroll Checks used #10119333 - 10119532

ALUM ROCK UNION ELEMENTARY SCHOOL DISTRICT
2930 Gay Avenue, San Jose, CA 95127

13.08

Office of Superintendent of Schools

ITEM REQUIRING ATTENTION - BOARD OF TRUSTEES

To the Board of Trustees: June 1, 2018

Subject: **Vendor & Payroll Warrants-MAY**

Staff Analysis: Summary of Vendor and Payroll Warrants issued during May month of Fiscal Year 2017/2018.

Total of vendor warrants	$	7,856,798.85
Total of payroll warrants	$	4,858,692.45
Total	**$**	**12,715,491.30**

Recommendation: Staff recommends approval of the Vendor & Payroll Warrants for the month of May 2018.

Approved by: Kolvira Chheng Title: Assistant Superintendent, Business Services

To the Board of Trustees: Meeting: June 14, 2018
Regular Board Meeting

Recommend Approval

13.08
Agenda Placement

Hilaria Bauer, Ph.D., Superintendent

DISPOSITION BY BOARD OF TRUSTEES

Motion by: _____ Seconded by: _____

Approved: _____ Not Approved: _____ Tabled: _____

May 2018

VENDOR WARRANTS	AMOUNT
General Fund (Incl Payroll A/P)	$2,853,332.33
Cafeteria Fund	$292,113.66
Deferred Maintenance Fund	$0.00
Building Fund	$290,842.61
Capital Facilities Fund	$0.00
County School Facility Fund	$2,891,627.47
Special Reserve for Capital Outlay Fund	$0.00
Health and Welfare	$1,429,404.13
Worker's Comp	$1,376.55
Subtotal	**$7,758,696.75**
Student Body Fund	$98,102.10
Total Vendor Warrants	**$7,856,798.85**

PAYROLL WARRANTS	
10th of the month	$477,612.15
EOM Payroll	$4,381,517.38
Manual Checks	$0.00
Void Checks	($437.08)
Total Payroll Warrants	**$4,858,692.45**
Grand Total All Warrants	**$12,715,491.30**

AP Warrants used #140831 - 141548
AP Direct Deposit Stub Used #1010233 - 1010240
Payroll Direct Deposit Pay Stub used # V6028163 - V60283177
Payroll Checks used #10119533 - 10119711

ALUM ROCK UNION ELEMENTARY SCHOOL DISTRICT
2930 Gay Avenue, San Jose, CA 95127

13.09

Office of Superintendent of Schools

ITEM REQUIRING ATTENTION - BOARD OF TRUSTEES

To the Board of Trustees: Date: May 30, 2018

Subject: **Santa Clara County Treasury Investment Portfolio Status**

Staff Analysis: In compliance with the State of California Government Code as amended by Chapters 783 and 784, Statues of 1995 and in compliance with county-policy, the Santa Clara County Treasury Investment Portfolio Report as of March 31, 2018 is submitted for the Board of Trustee's review and acceptance.

Recommendation: Staff recommends that the Board of Trustees approve the SCC Investment Portfolio Report as of March 31, 2018.

Approved by: Kolvira Chheng Title: Assistant Superintendent, Business Services

To the Board of Trustees: Meeting: June 14, 2018
Regular Board Meeting

Recommend Approval

13.09
Agenda Placement

Hilaria Bauer, Ph.D., Superintendent

DISPOSITION BY BOARD OF TRUSTEES

Motion by: _____ Seconded by: _____

Approved: _____ Not Approved: _____ Tabled: _____

County of Santa Clara

Finance Agency
Controller-Treasurer Department

County Government Center
70 W. Hedding Street, East Wing, 2nd Floor
San Jose, California 95110-1705
(408) 299-5200 FAX (408) 288-9237

May 29, 2018

Submitted by: _____
Alan Minato, Controller-Treasurer

TO: BOARD OF TRUSTEES, SANTA CLARA COUNTY SCHOOL DISTRICTS
BOARDS OF DIRECTORS, SANTA CLARA COUNTY SPECIAL PURPOSE DISTRICTS

FROM: EMILY HARRISON, DIRECTOR OF FINANCE

SUBJECT: COUNTY OF SANTA CLARA TREASURY INVESTMENT PORTFOLIO STATUS

RECOMMENDATION

Receive and file the March 31, 2018 Detailed Investment Portfolio Listing.

DISCUSSION

In compliance with the State of California Government Code as amended by Chapters 783 and 784, Statutes of 1995 and in compliance with County Policy, the Santa Clara County Treasury Investment Portfolio Report as of March 31, 2018 is submitted for your review and acceptance.

The attached detailed investment reports list each investment of the County Treasury Pool as well as individual reports for specific investment funds that each school district or special district has in the County Treasury. The reports include the respective purchase and maturity dates, par value, amortized cost, market value, and yield to maturity for each investment.

A summary of market value versus cost is provided below for Commingled Investments of the County Pool.

	Cost	Market Value	Increase (Decrease)	Percent
Commingled Investments	$7,472,041,604	$7,414,085,280	($57,956,323)	(0.78%)

Board of Supervisors: Mike Wasserman, Cindy Chavez, Dave Cortese, Ken Yeager, Joe Simitian
County Executive: Jeffrey Smith

The yield of the pool on March 31, 2018 was 1.60%. As a comparison, on March 31, 2018 the yield of a 6-month Treasury Bill was 1.91%. A two-year Treasury Note was 2.27%. The State of California Local Agency Investment Fund (LAIF) yield was 1.52%.

Attached with the current investment strategy is a schedule that lists the average weighted maturities and yield for the Commingled Treasury Pool. Charts outlining investment concentration and distribution of bond maturities are provided for the Pool. Also included is a chart showing the one-year history of the Pool along with interest rates offered by selected comparable instruments.

Securities are purchased with the expectation that they will generally be held to maturity, hence unrealized gains or losses are not reflected in the yield calculations.

The market values of Pool securities were taken from pricing services provided by Bank of New York Mellon, Bloomberg Analytics, dealer quotes, and an independent pricing service.

A combination of securities maturing, new revenues, and tax receipts will adequately cover the anticipated cash flow needs for the next six months. Cash flows are continually monitored and are considered paramount in the selection of securities purchased for the Pool.

Attachments:

March 2018 Quarterly Investment Summary

Quarterly Investment Report

March 31, 2018

Quarterly Investment Review Table of Contents

Quarterly Investment Report
Table of Contents

Summary of Cost Values versus Market Values and Yields	1
Portfolio Strategy, Compliance, Review and Monitoring	2
Commingled Pool: Allocation by Security Types	4
Commingled Pool: Allocation by Ratings	5
Commingled Pool: Holdings by Issuer	6
Commingled Pool: Historical Month End Book Values	7
Commingled Pool: Distribution by Maturity	8
Commingled Pool: Yield to Maturity and Weighted Average Maturity	9
Approved Issuers and Broker/Dealers	10
Commingled Pool: Compliance with Investment Policy	11
Holdings Report: Commingled Pool	12
Holdings Report: Worker's Compensation	25
Holdings Report: Park Charter Fund	26
Holdings Report: San Jose-Evergreen	27
Transaction Activity Report	29

Board of Supervisors: Mike Wasserman, Cindy Chavez, Dave Cortese, Ken Yeager, S. Joseph Simitian

County Executive: Jeffrey V. Smith

Santa Clara County Commingled Pool and Segregated Investments

March 31, 2018

Fund	Cost Value**	Market Value	Variance	% Variance
Commingled Investment Pool	$7,472,041,604	$7,414,085,280	-$57,956,323	-0.78%
Worker's Compensation	$28,155,238	$28,057,803	-$97,434	-0.35%
Park Charter Fund	$4,148,841	$4,122,335	-$26,505	-0.64%
San Jose-Evergreen	$17,219,640	$17,151,249	-$68,391	-0.40%
Medical Malpractice Insurance Fund (1)	$9,187,743	$9,049,102	-$138,640	-1.51%
Total	**$7,530,753,065**	**$7,472,465,771**	**-$58,287,294**	**-0.77%**

(1) Managed by Chandler Asset Management, Inc.

Summary of Yields* for Select Santa Clara County Investment Funds

Fund	2018			2017
	Jan 31	Feb 28	Mar 31	Mar 31
Commingled Investment Pool	0.99%	1.54%	1.60%	1.10%
Worker's Compensation	1.44%	1.44%	1.44%	1.40%
Weighted Yield	**1.50%**	**1.54%**	**1.60%**	**1.10%**

*Yield to maturity (YTM) is the rate of return paid on a bond, note, or other fixed income security if the investor buys and holds it to its maturity date and if the coupon interest paid over the life of the bond is reinvested at the same rate as the coupon rate. The calculation for YTM is based on the coupon rate, length of time to maturity, and market price at time of purchase.

Yield is a snapshot measure of the yield of the portfolio on the day it was measured based on the current portfolio holdings on that day. This is not a measure of total return, and is not intended to be, since it does not factor in unrealized capital gains and losses and reinvestment rates are dependent upon interest rate changes

**Cost Value is the amortized book value of the securities as of the date of this report.

Santa Clara County Commingled Pool and Segregated Investments

Portfolio Strategy

March 31, 2018

The U.S. economy grew at a slower pace but generated moderate growth during the first quarter ending March 31, 2018. Gross domestic product (GDP), the value of all goods and services produced in the nation, rose at a 2.3 percent annualized rate. This is a reduction from the prior three quarters in which GDP growth hovered above or near 3 percent. GDP grew 2.9 percent in the last quarter of 2017. Of note, first quarter final sales to domestic purchasers, an important component of GDP, increased at only a 1.6 percent pace. This is the slowest in two years. Sluggishness in first quarter growth appeared broadly dispersed. Consumer spending, 70 percent of the domestic economy, rose by a meager 1.1 percent. Business equipment spending and residential investment also slowed. A reduction across federal, state and local outlays slowed the growth rate of government spending to 1.2 percent from 3 percent in the prior quarter.

Economists generally have assessed first quarter slower growth as transitory. Delayed tax refunds potentially held down consumer spending, weakening the impact of $1.5 trillion in corporate and individual tax cuts which became effective January 2018. More importantly, gains in disposable income resulting from strengthening labor markets should bolster consumption for the remainder of 2018. Tighter monetary policy and potential changes in U.S. trade and tariff policies could create risks for the domestic economy but most analysts contend the impact of these concerns are still too remote to determine.

Federal Reserve Bank (Fed) policy makers raised interest rates in March and indicated that at least two additional hikes will occur during 2018. Policy makers expressed confidence in their decision which found support from a rate of U.S. price inflation finally exceeding 2 percent, unemployment at 3.9 percent and accelerating wage growth. The Fed lifted the trading range for its benchmark interest rate to 1.5 percent - 1.75 percent from a range of 1.25 percent - 1.5 percent. The gradual pace of interest rate hikes by the Fed has provided support for continued growth in the labor market and economy. Investors expect the Fed to raise interest rates next in June which would be the second time in 2018 and the seventh time since 2015.

Labor Department reports continue to show that demand for U.S. workers remains solid and confirm labor markets are robust enough to help support 3 percent growth in the economy. Employers increased payrolls in March and again in April, pushing the unemployment rate down to 3.9 percent, the lowest since December 2000 and a noteworthy milestone for the current economic recovery. There was approximately one unemployed person per opening in March, compared with 1.9 people when the recession began at the end of 2007.

The portfolio strategy continues to focus on the:
(1)acquisition of high quality issuers;
(2) identifying and selecting bonds with attractive valuations;
(3)appropriately sizing the liquidity portion of the portfolio to ensure adequate cash for near term obligations; and
(4)ensuring that monies targeted for longer term investments are deployed in vehicles with favorable risk-adjusted yields.

Broker-dealers have generally down-sized the amount of securities carried in inventories in response to risk-curbing rules crafted after the 2008 financial crisis. These risk curbing rules include the international regulatory framework for banks called Basel III and the U.S. 2010 Dodd-Frank Law. The Treasury Division has increased its capability to review a larger volume of inventory listings to find attractive bonds. Portfolio structuring does not solely rely on interest rate anticipation strategies, which primarily speculate on the direction of interest rates to earn favorable returns.

Santa Clara County Commingled Pool and Segregated Investments

Portfolio Compliance, Review, and Monitoring

March 31, 2018

Yield and Weighted Average Maturity

The yield of the Commingled Pool is 1.60 and the weighted average life is 503 days.

Compliance

The County Treasuer believes the Commingled Pool contains sufficent cash flow from liquid and maturing securities, bank deposits and incoming cash to meet the next six months of expected expenditures.

Review and Monitoring

FTN Financial Main Street Advisors, the County's investment advisor, currently monitors the Treasury Department's investment activities.

Additional Information

Securities are purchased with the expectation that they will be held to maturity, so unrealized gains or losses are not reflected in the yield calculations.

The market values of securities were taken from pricing services provided by the Bank of New York Mellon, Bloomberg Analytics, dealer quotes, and an independent pricing service.

Santa Clara County Commingled Pool

Allocation by Security Types

March 31, 2018

Sector	3/31/2018	12/31/2017	% Chng
Federal Agencies	57.49%	48.70%	8.8%
Corporate Bonds	5.85%	4.61%	1.2%
Mortgage Backed Securities	0.76%	0.00%	0.8%
Commercial Paper	1.46%	8.12%	-6.7%
ABS	5.28%	3.83%	1.5%
ABS Green Bonds	0.04%	0.05%	0.0%
Municipal Securities	0.43%	0.38%	0.0%
U.S. Treasuries	4.00%	1.65%	2.3%
Negotiable CDs	15.99%	17.48%	-1.5%
LAIF	0.54%	0.48%	0.1%
Money Market Funds	3.92%	9.42%	-5.5%
Supranationals	3.28%	4.45%	-1.2%
Supranationals Green Bonds	0.94%	0.83%	0.1%
Total	100.00%	100.00%	

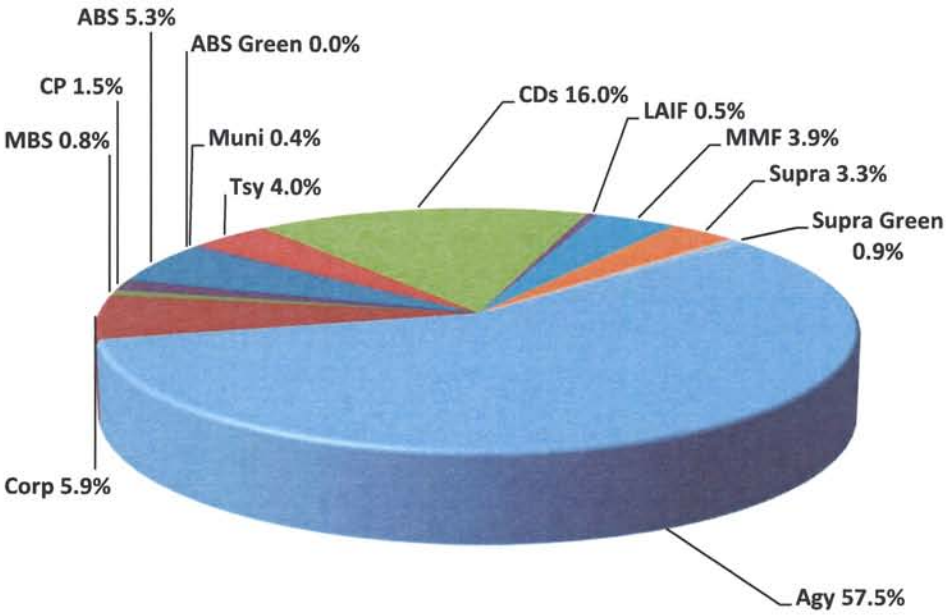

Sector	3/31/2018	12/31/2017
Federal Agencies	4,296,008,000	4,103,491,578
Corporate Bonds	437,414,509	388,253,635
Mortgage Backed Securities	57,053,963	-
Commercial Paper	109,151,654	684,473,271
ABS	394,758,524	322,783,565
ABS Green Bonds	3,087,091	3,899,207
Municipal Securities	32,013,562	32,017,658
U.S. Treasuries	298,655,247	139,350,104
Negotiable CDs	1,195,000,000	1,473,250,383
LAIF	40,702,471	40,579,274
Money Market Funds	293,144,175	793,765,202
Supranational	245,052,408	374,911,187
Supranationals Green Bonds	70,000,000	70,000,000
Total	7,472,041,604	8,426,775,063

Amounts are based on book value

Santa Clara County Commingled Pool

Allocation by Ratings

March 31, 2018

Moody's Rating	Portfolio $	Portfolio %
P-1	1,820,091,130	24.4%
Aaa	5,113,769,129	68.4%
Aa1	74,953,644	1.0%
Aa2	63,233,655	0.8%
Aa3	103,954,431	1.4%
A1	94,735,515	1.3%
A2	-	0.0%
A3	-	0.0%
LAIF***	40,702,471	0.5%
Repo**	-	0.0%
Not Rated*	160,601,630	2.1%
Total	7,472,041,604	100.0%

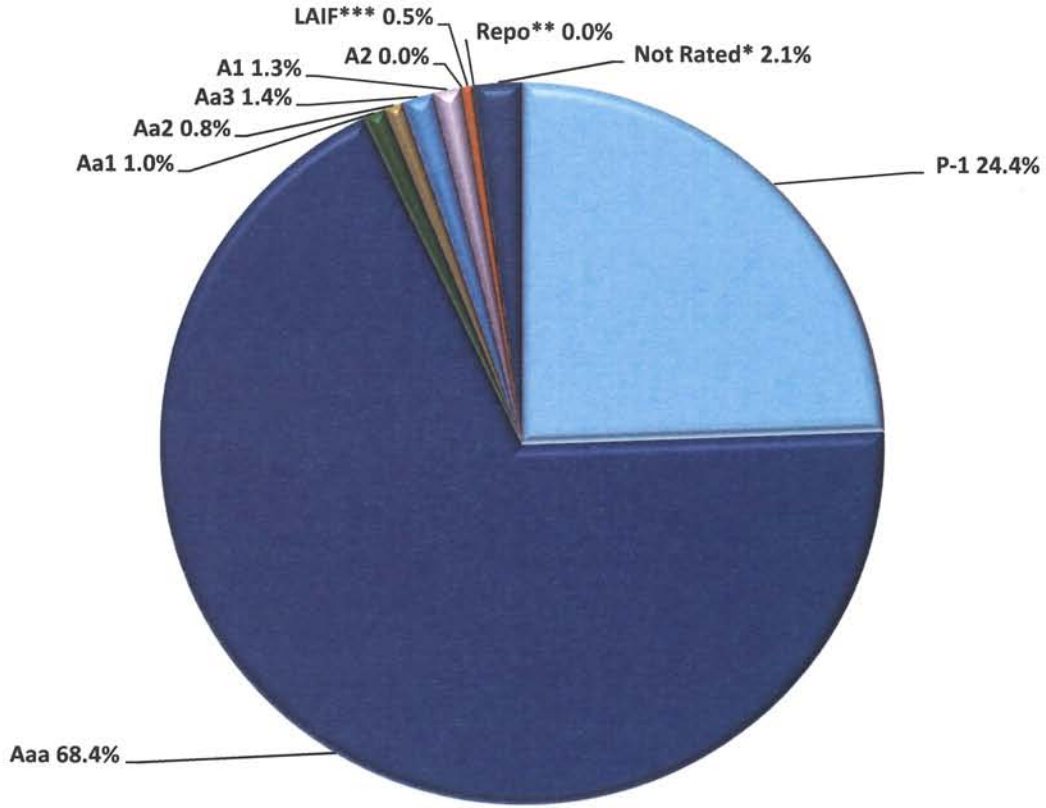

*Not Rated by Moody's but A-1+ by S&P

**Repurchase Agreements are not rated, but are collateralized by U.S. Treasury securities or securities issued by the Federal Agencies of the U.S.

***LAIF is not rated, but is comprised of State Code allowable securities

Amounts are based on book values

Santa Clara County Commingled Pool

Holdings by Issuer - Percent of Commingled Pool

March 31, 2018

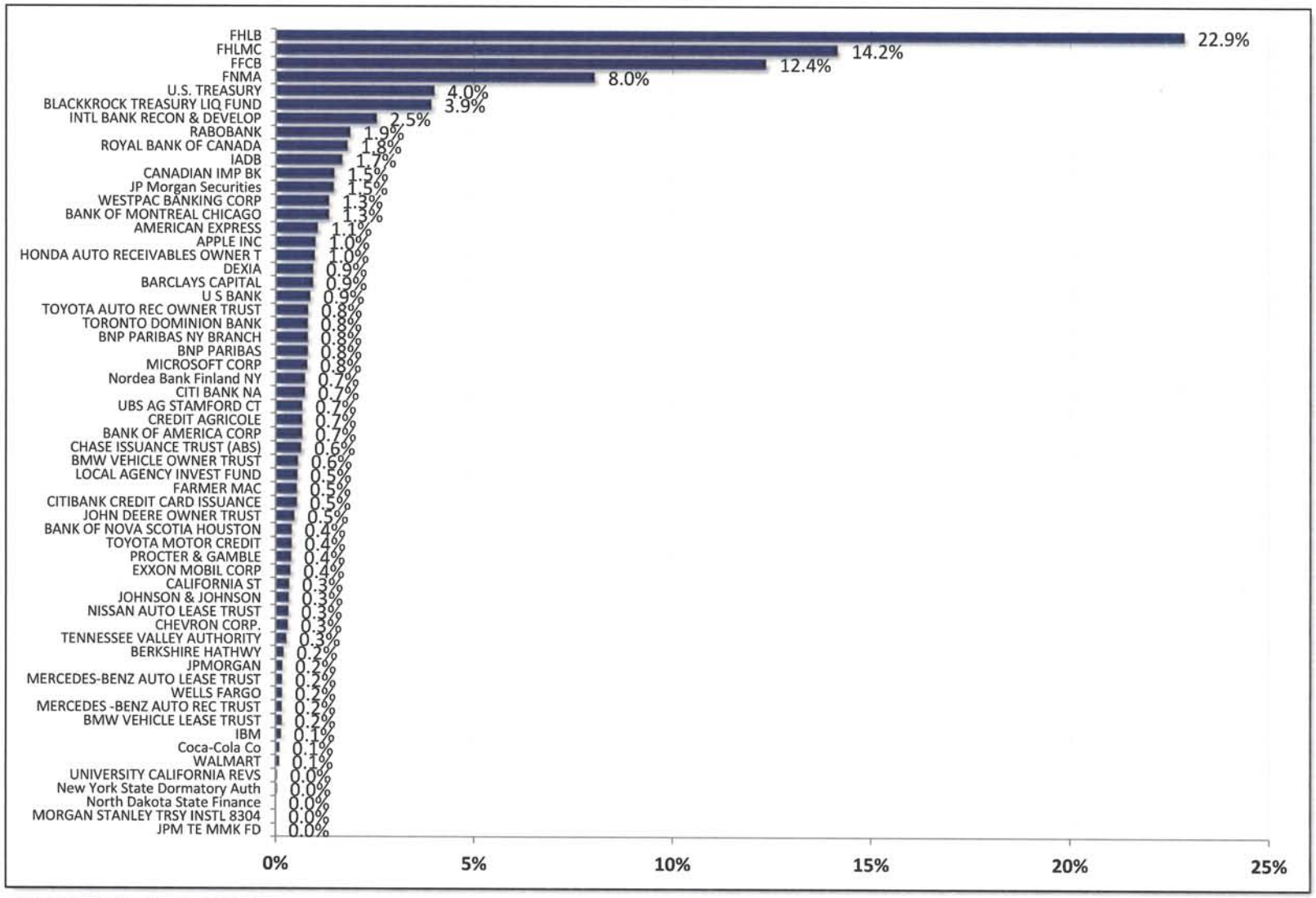

Amounts are based on book values

Santa Clara County Commingled Pool

Historical Month End Book Values

March 31, 2018

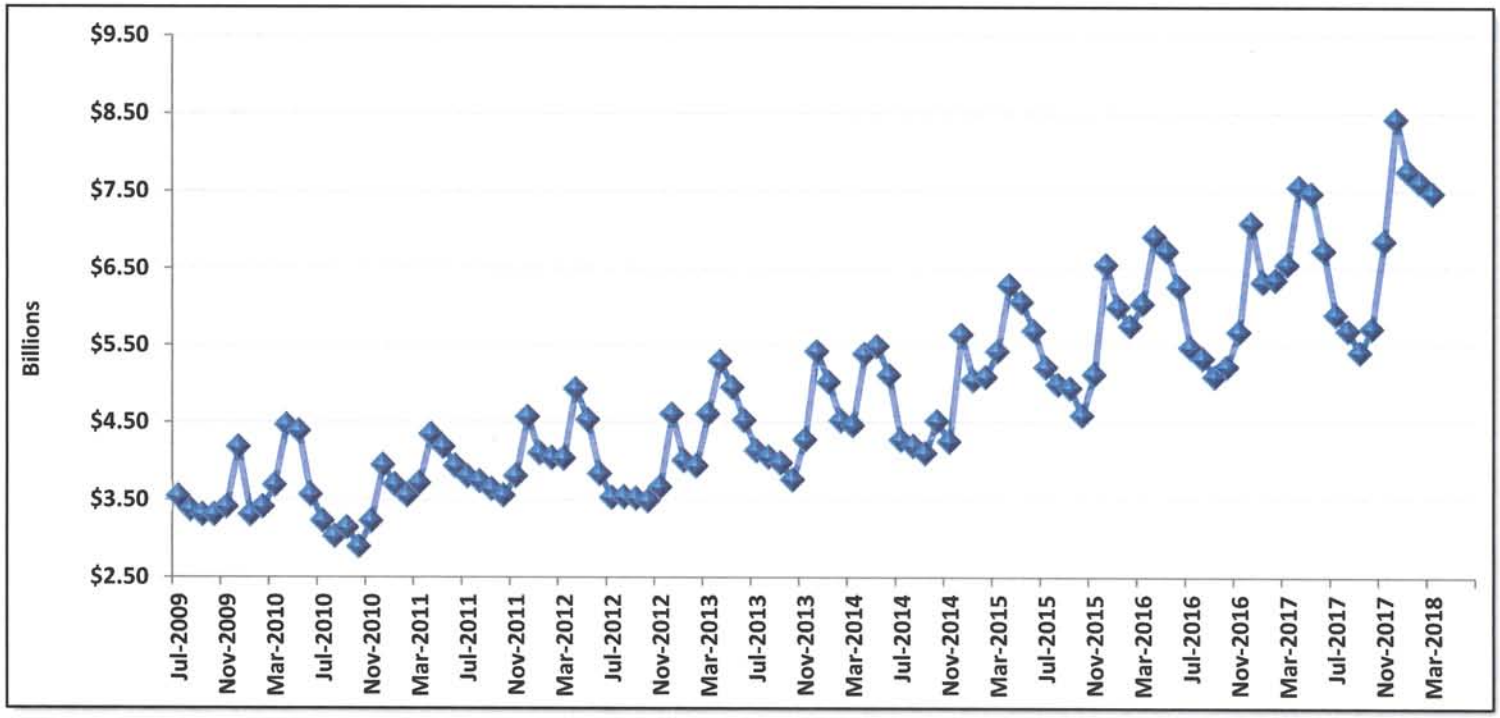

Fiscal Year	Jul	Aug	Sep	Oct	Nov	Dec	Jan	Feb	Mar	Apr	May	Jun
FY 2010	$3.541	$3.373	$3.307	$3.307	$3.408	$4.175	$3.307	$3.408	$3.687	$4.463	$4.384	$3.536
FY 2011	$3.230	$3.032	$3.143	$2.898	$3.227	$3.943	$3.695	$3.551	$3.712	$4.339	$4.179	$3.935
FY 2012	$3.801	$3.736	$3.637	$3.555	$3.805	$4.567	$4.097	$4.040	$4.032	$4.926	$4.525	$3.833
FY 2013	$3.508	$3.517	$3.515	$3.469	$3.645	$4.600	$3.918	$3.982	$4.606	$5.286	$4.952	$4.521
FY 2014	$4.133	$4.052	$3.975	$3.758	$4.271	$5.419	$5.019	$4.520	$4.461	$5.386	$5.487	$5.108
FY 2015	$4.267	$4.194	$4.096	$4.051	$4.247	$5.639	$5.045	$5.085	$5.420	$6.284	$6.065	$5.690
FY 2016	$5.212	$4.990	$4.941	$4.587	$5.120	$6.543	$5.997	$5.752	$6.040	$6.911	$6.728	$6.263
FY 2017	$5.469	$5.328	$5.088	$5.220	$5.671	$7.082	$6.319	$6.348	$6.550	$7.556	$7.469	$6.730
FY 2018	$5.898	$5.689	$5.408	$5.720	$6.850	$8.427	$7.754	$7.608	$7.472			

Amounts in billions

Santa Clara County Commingled Pool

Distribution by Maturity

March 31, 2018

Maturity	Amount*
Overnight	333,846,646
1-30 Days	501,989,812
31-90 Days	493,676,510
91-365 Days	2,361,061,244
1Yr-2Yr	1,591,496,274
2Yr-3Yr	1,243,563,544
3Yr-4Yr	651,614,890
4Yr-5Yr	294,792,683
	7,472,041,604

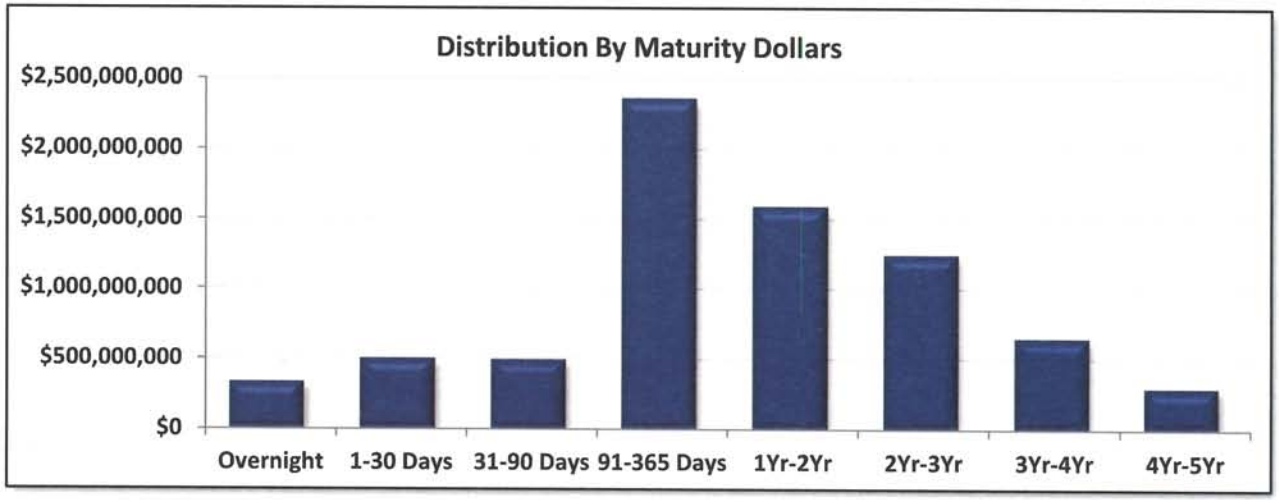

Maturity	Amount*
Overnight	4.47%
1-30 Days	6.72%
31-90 Days	6.61%
91-365 Days	31.60%
1Yr-2Yr	21.30%
2Yr-3Yr	16.64%
3Yr-4Yr	8.72%
4Yr-5Yr	3.95%
	100.00%

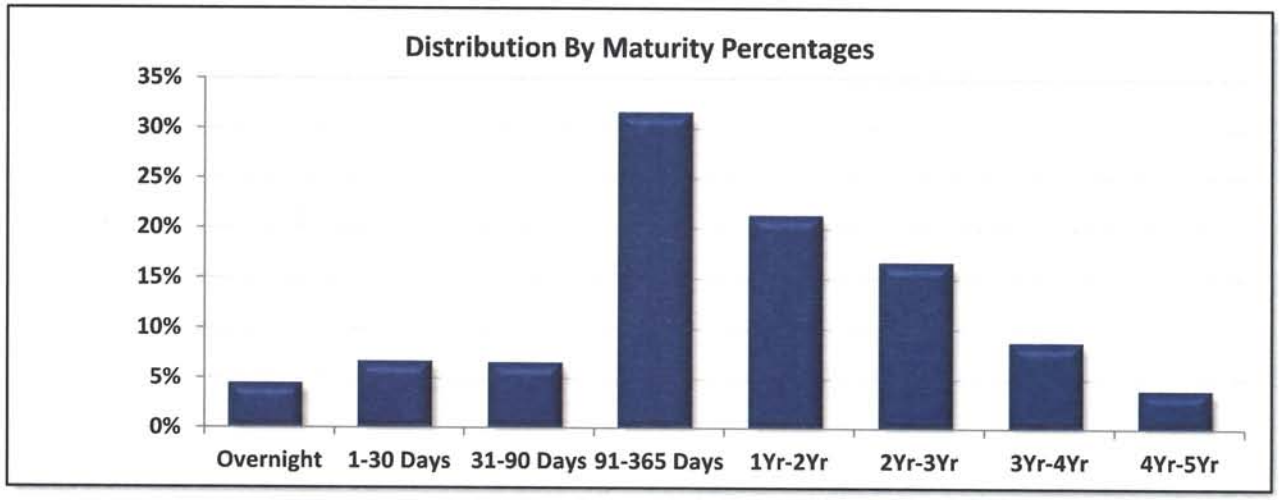

*Amounts are based on book value

Santa Clara County Commingled Pool

Yield to Maturity and Weighted Average Maturity

March 31, 2018

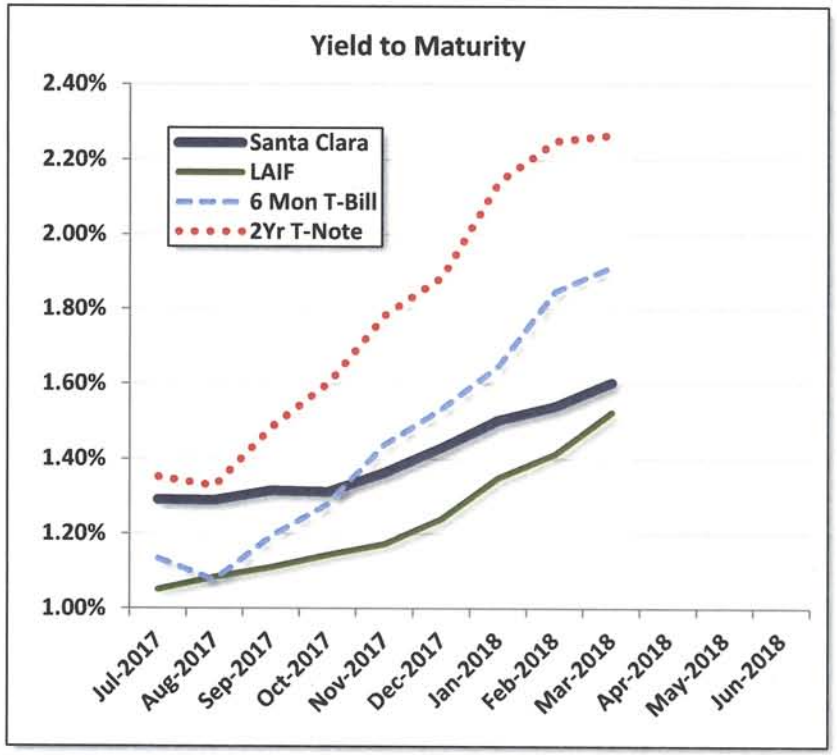

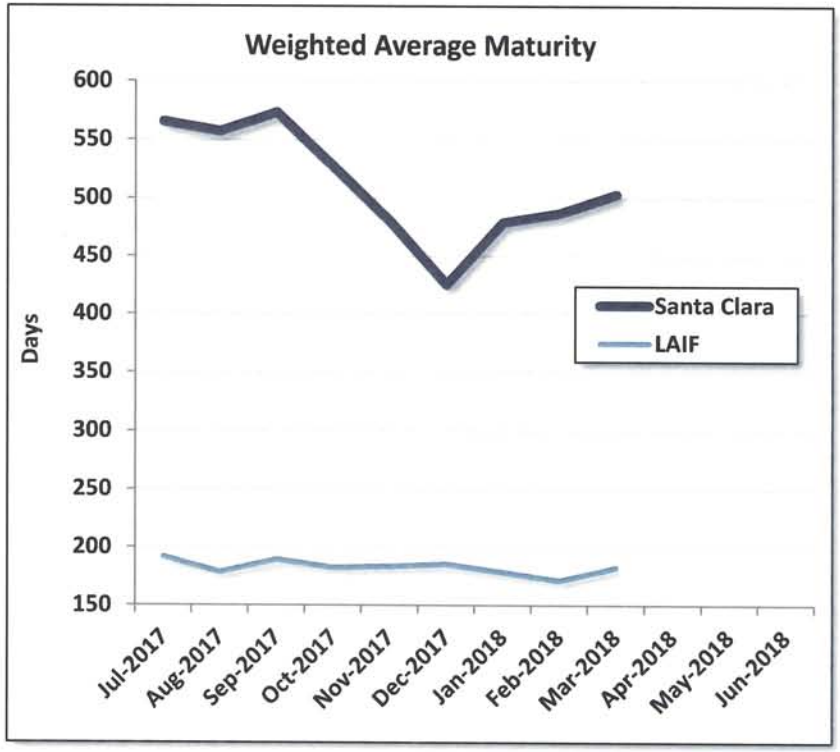

Item	Jul-17	Aug-17	Sep-17	Oct-17	Nov-17	Dec-17	Jan-18	Feb-18	Mar-18	Apr-18	May-18	Jun-18
SCC YTM	1.29%	1.29%	1.32%	1.31%	1.36%	1.43%	1.50%	1.54%	1.60%			
LAIF YTM	1.05%	1.08%	1.11%	1.14%	1.17%	1.24%	1.35%	1.41%	1.52%			
6 Mon T-Bill	1.13%	1.08%	1.19%	1.28%	1.44%	1.53%	1.65%	1.85%	1.91%			
2Yr T-Note	1.35%	1.33%	1.49%	1.60%	1.78%	1.89%	2.14%	2.25%	2.27%			
SCC WAM	565	557	573	527	480	425	479	487	503			
LAIF WAM	192	179	190	183	184	186	179	172	183			

Santa Clara County

Approved Issuers and Broker/Dealers

March 31, 2018

Direct Commercial Paper Issuers

General Electric
Toyota Motor Credit
US Bank, NA
Dexia Credit Local, NY

Broker/Dealers

Academy Securities, Inc
Bank of America Merrill Lynch
Barclays Capital, Inc
BMO Capital Markets
BNP Paribas Securities Corp
BNY Mellon Capital Markets, LLC
BOK Financial Securities (Bank of Oklahoma)
Brean Capital LLC
Cantor Fitzgerald & Co
Citigroup Global Markets Inc
Daiwa Capital Markets America Inc
Deutsche Bank Securities Inc
FTN Financial Capital Markets
Incapital LLC
Jefferies & Co
JP Morgan Securities, Inc
Keybanc Capital Markets, Inc
Loop Capital Markets LLC
Mizuho Securities USA, Inc
MUFG Securities USA LLC
Raymond James, Inc.
RBC Capital Markets, Inc
UBS Financial Serviec Inc
Vining Sparks LP
Williams Capital

Santa Clara County Commingled Pool
Compliance with Investment Policy
March 31, 2018

Item/Sector	Parameters	In Compliance
Maturity	Weighted Average Maturity (WAM) must be less than 24 months	Yes
Interest Periods	Securities must pay interest within one year of the initial investment and at least semiannually in subsequent years	Yes
Investment Swaps	Similar maturity swaps, so as not to affect cash flow needs, should have minimum 5 basis point gain	Yes
Issuer Limits	No more than 5% of the portfolio shall be invested in aggregate of any single institution of the following types: Bankers Acceptances, CP, Negotiable CDs, and Corporate Notes	Yes
U.S. Treasuries	No sector limit, no issuer limit, max maturity 5 years	Yes
U.S. Federal Agencies	No sector limit, no issuer limit, max maturity 5 years	Yes
LAIF	No sector limit, no issuer limit, CA State's deposit limit $65 million	Yes
Repurchase Agreements	No sector limit, no Issuer limit, max maturity 92 days, treasury and agency collateral at 102% of investment, if maturity exceeds 15 days, must be collateralized by securities with 5 years or less maturities	Yes
Commercial Paper	Sector limit 40%, issuer limit 5%, max maturity 270 days, rated by at least two: A-1 (S&P), P-1 (Moody's), F-1 (Fitch), issued by domestic corporation w/ at least $500 mil of assets, and long term debt rated by at least two: AA- (S&P/Fitch)/Aa3 (Moody's)	Yes
Corporate Bonds	Sector limit 30%, issuer limit 5%, max maturity 5 years, rated by at least two: AA- (S&P/Fitch)/Aa3 (Moody's), issued by domestic corps/depositories	Yes
Money Market Funds	Sector limit 20%, issuer limit 10%, rated by at least two: AAA-m (S&P/Fitch)/Aaa-mf (Moody's), MMF has at least $500 mil managed	Yes
Negotiable Certificates of Deposit	Sector limit 30%, issuer limit 5%, max maturity 5 years, if under 1 year rated by at least two: A-1 (S&P), P-1 (Moody's), F-1 (Fitch), if greater than 1 year rated by at least two: AA- (S&P/Fitch)/Aa3 (Moody's)	Yes
Municipal Securities	Sector limit 10%, no issuer limit, State of CA, local CA agencies, and other municipal securities of the other 49 states, if long-term rated, then by at least two: A- (S&P/Fitch)/A3 (Moody's), if short-term rated, then by at least two: SP-1 (S&P), MIG-1 (Moody's), F-1 (Fitch), revenue based bonds payable solely out of the States' or local agencies' revenues	Yes
Mortgage-Backed Securities	Sector limit 20% in aggregate with ABS, no issuer limit, max maturity 5 years, collateralized by pools of conforming residential mortgage loans insured by FHLMC/FNMA and residential mortgages guaranteed by FHA (GNMA)	Yes, None in Portfolio
Asset-Backed Securities	Sector limit 20% in aggregate with ABS, no issuer limit, max maturity 5 years, collateralized by pools of loans such as installment/receivables, security must be rated by at least two: AA- (S&P/Fitch), Aa3 (Moody's), issuer rated by at least two: A- (S&P/Fitch), A3 (Moody's)	Yes
Supranational Debt Obligations	Sector limit 10%, max maturity 5 years, issued or unconditionally gauranteed by the IBRD, rated by at least two: AAA (S&P/Fitch), Aaa (Moody's)	Yes
Bankers' Acceptances	Sector limit 40%, issuer limit 5%, max maturity 180 days, rated by at least two: A-1 (S&P), P-1 (Moody's), F-1 (Fitch), issued by commercial banks , collateral must exceed market value of security by 2%	Yes, None in Portfolio
Securities Lending	Sector limit 20%, max maturity 92 days for loans and reinvestment, loan counterparty must be a primary dealer, loaned securities must be owned for at least 30 days	Yes, None in Portfolio

SANTA CLARA COUNTY INVESTMENTS
Fund COMM - COMMINGLED POOL
Investments by Fund
March 31, 2018

CUSIP	Investment #	Issuer	Purchase Date	Remaining Cost	Par Value	Market Value	Current Rate	YTM 360	YTM 365	Maturity Date	Days To Maturity
Negotiable CDs											
06052TYS3	38180	BANK OF AMERICA CORP	11/10/2017	50,000,000.00	50,000,000.00	49,907,500.00	1.660	1.660	1.683	07/20/2018	110
06742TCQ7	38251	BARCLAYS CAPITAL	12/07/2017	70,000,000.00	70,000,000.00	69,841,940.00	1.840	1.840	1.865	08/17/2018	138
06371ESY4	38097	BANK OF MONTREAL CHICAGO	11/01/2017	50,000,000.00	50,000,000.00	49,909,791.50	1.610	1.610	1.632	07/13/2018	103
06371EVN4	38168	BANK OF MONTREAL CHICAGO	11/22/2017	50,000,000.00	50,000,000.00	49,884,775.00	1.720	1.720	1.743	07/31/2018	121
34959TMZ6	38456	BNP PARIBAS	02/15/2018	60,000,000.00	60,000,000.00	59,833,740.00	2.290	2.290	2.321	02/01/2019	306
05582WQ64	38200	BNP PARIBAS NY BRANCH	11/30/2017	60,000,000.00	60,000,000.00	59,849,760.00	1.770	1.770	1.794	08/24/2018	145
06417GZU5	38186	BANK OF NOVA SCOTIA HOUSTON	11/03/2017	30,000,000.00	30,000,000.00	29,935,350.00	1.670	1.670	1.693	07/31/2018	121
13606BQF6	38189	CANADIAN IMP BK	11/14/2017	60,000,000.00	60,000,000.00	59,858,880.00	1.720	1.720	1.743	08/14/2018	135
13606BQL3	38191	CANADIAN IMP BK	11/17/2017	50,000,000.00	50,000,000.00	49,898,100.00	1.700	1.700	1.723	07/31/2018	121
17305TUF7	38308	CITI BANK NA	12/19/2017	55,000,000.00	55,000,000.00	54,938,180.00	1.810	1.810	1.835	06/22/2018	82
22534HY88	38336	CREDIT AGRICOLE	12/28/2017	50,000,000.00	50,000,000.00	49,949,450.00	1.810	1.810	1.835	06/28/2018	88
25215FCN2	38190	DEXIA	11/16/2017	70,000,000.00	70,000,000.00	69,859,510.00	1.600	1.600	1.622	07/31/2018	121
65590AQT6	38382	Nordea Bank Finland NY	01/11/2018	55,000,000.00	55,000,000.00	54,907,730.35	1.850	1.850	1.875	08/09/2018	130
21685VP78	38185	RABOBANK	11/10/2017	50,000,000.00	50,000,000.00	49,914,900.00	1.600	1.600	1.622	07/06/2018	96
21685VT66	38284	RABOBANK	12/14/2017	90,000,000.00	90,000,000.00	89,804,610.00	1.770	1.770	1.794	08/24/2018	145
78009NVR4	36156	ROYAL BANK OF CANADA	07/30/2015	20,000,000.00	20,000,000.00	19,957,260.00	1.693	1.669	1.693	07/30/2018	120
78009N3W4	38158	ROYAL BANK OF CANADA	11/21/2017	75,000,000.00	75,000,000.00	74,795,550.00	1.720	1.720	1.743	08/24/2018	145
78009N5M4	38303	ROYAL BANK OF CANADA	12/19/2017	40,000,000.00	40,000,000.00	39,950,440.00	1.735	1.734	1.759	12/19/2018	262
89113XPM0	38181	TORONTO DOMINION BANK	11/28/2017	60,000,000.00	60,000,000.00	59,892,180.00	1.720	1.720	1.743	07/27/2018	117
90275DHB9	38472	UBS AG STAMFORD CT	02/21/2018	50,000,000.00	50,000,000.00	49,945,300.00	2.170	2.170	2.200	09/21/2018	173
96121T5P9	38339	WESTPAC BANKING CORP	12/29/2017	50,000,000.00	50,000,000.00	49,949,250.00	1.800	1.800	1.825	07/13/2018	103
96121T5N4	38340	WESTPAC BANKING CORP	12/29/2017	50,000,000.00	50,000,000.00	49,954,950.00	1.790	1.790	1.814	07/03/2018	93
			Subtotal and Average	**1,195,000,000.00**	**1,195,000,000.00**	**1,192,739,146.85**		**1.779**	**1.804**		**136**
Mortgage Backed Securities (MBS)											
3137AYCE9	38387	FHLMC Multi-Family	01/12/2018	20,157,000.00	20,000,000.00	19,815,334.00	2.682	2.199	2.230	10/25/2022	1,668
3137AYCE9	38391	FHLMC Multi-Family	01/16/2018	7,555,078.13	7,500,000.00	7,430,750.25	2.682	2.209	2.239	10/25/2022	1,668
3137AWQH1	38465	FHLMC Multi-Family	02/22/2018	5,460,553.13	5,580,000.00	5,451,244.85	2.307	3.155	3.198	08/25/2022	1,607
3137B36J2	38643	FHLMC Multi-Family	03/20/2018	20,328,869.04	20,000,000.00	20,372,874.00	3.320	2.416	2.449	02/25/2023	1,791
3138LAYM5	38477	FNMA Multi-Family	02/27/2018	3,552,462.26	3,592,882.20	3,531,356.00	2.550	2.888	2.928	09/01/2022	1,614

Fund COMM - COMMINGLED POOL
Investments by Fund
March 31, 2018

CUSIP	Investment #	Issuer	Purchase Date	Remaining Cost	Par Value	Market Value	Current Rate	YTM 360	YTM 365	Maturity Date	Days To Maturity
			Subtotal and Average	57,053,962.56	56,672,882.20	56,601,559.10		2.412	2.446		1,702
Federal Agency Bonds											
3132X0E98	38395	FARMER MAC	01/17/2018	40,000,000.00	40,000,000.00	39,985,480.00	1.650	1.628	1.650	08/17/2018	138
3133EEWG1	35799	FFCB NOTES	04/01/2015	9,922,209.65	9,950,000.00	9,878,369.95	1.300	1.353	1.371	04/01/2019	365
3133EEE71	35940	FFCB NOTES	05/01/2015	5,000,000.00	5,000,000.00	4,996,720.00	0.920	0.907	0.920	05/01/2018	30
3133EEE71	35941	FFCB NOTES	05/01/2015	5,000,000.00	5,000,000.00	4,996,720.00	0.920	0.907	0.920	05/01/2018	30
3133EEJ50	35965	FFCB NOTES	05/11/2015	4,990,115.00	5,000,000.00	4,996,340.00	1.030	1.082	1.097	05/11/2018	40
3133EFPJ0	36370	FFCB NOTES	11/19/2015	14,998,200.00	15,000,000.00	14,942,325.00	1.290	1.276	1.294	11/19/2018	232
3133EFSH1	36442	FFCB NOTES	12/14/2015	14,992,500.00	15,000,000.00	14,986,485.00	1.170	1.174	1.190	06/14/2018	74
3133EFSH1	36443	FFCB NOTES	12/14/2015	19,989,800.00	20,000,000.00	19,981,980.00	1.170	1.174	1.190	06/14/2018	74
3133EFZN0	36584	FFCB NOTES	02/24/2016	14,981,550.00	15,000,000.00	14,864,835.00	1.030	1.057	1.072	02/12/2019	317
3133EF3B1	36683	FFCB NOTES	04/12/2016	34,952,400.00	35,000,000.00	34,983,725.00	0.750	0.800	0.811	04/18/2018	17
3133EF4Y0	36726	FFCB NOTES	04/27/2016	26,753,864.07	26,855,000.00	26,550,007.77	1.000	1.112	1.128	04/26/2019	390
3133EGWH4	37018	FFCB NOTES	09/30/2016	10,009,400.00	10,000,000.00	9,571,410.00	1.280	1.243	1.260	09/29/2021	1,277
3133EGYN9	37049	FFCB NOTES	10/17/2016	5,000,000.00	5,000,000.00	4,975,450.00	0.940	0.927	0.940	10/17/2018	199
3133EGJ48	37112	FFCB NOTES	11/17/2016	24,898,000.00	25,000,000.00	24,822,200.00	0.890	1.082	1.097	11/16/2018	229
3133EGT47	37194	FFCB NOTES	12/08/2016	10,000,000.00	10,000,000.00	9,809,610.00	2.010	1.982	2.010	12/08/2021	1,347
3133EGX67	37265	FFCB NOTES	12/20/2016	35,000,000.00	35,000,000.00	35,068,460.00	1.403	1.319	1.337	08/20/2019	506
3133EG2D6	37305	FFCB NOTES	12/30/2016	25,026,250.00	25,000,000.00	24,738,500.00	1.550	1.490	1.511	09/27/2019	544
3133EG5D3	37378	FFCB NOTES	01/27/2017	5,000,000.00	5,000,000.00	4,897,685.00	2.030	2.002	2.030	01/27/2022	1,397
3133EG5Q4	37399	FFCB NOTES	02/01/2017	20,000,000.00	20,000,000.00	19,869,260.00	1.300	1.282	1.300	02/01/2019	306
3133EG6C4	37404	FFCB NOTES	02/03/2017	14,997,900.00	15,000,000.00	14,783,535.00	1.550	1.533	1.554	02/03/2020	673
3133EG3X1	37466	FFCB NOTES	02/16/2017	14,981,340.00	15,000,000.00	14,916,270.00	1.250	1.297	1.315	01/17/2019	291
3133EHBA0	37502	FFCB NOTES	03/02/2017	19,977,600.00	20,000,000.00	19,675,700.00	1.520	1.537	1.558	03/02/2020	701
3133EHCX9	37566	FFCB NOTES	03/20/2017	13,460,042.75	13,475,000.00	13,400,348.50	1.450	1.485	1.506	03/20/2019	353
3133EHCX9	37574	FFCB NOTES	03/20/2017	25,004,000.00	25,000,000.00	24,861,500.00	1.450	1.422	1.441	03/20/2019	353
3133EG3X1	37628	FFCB NOTES	03/30/2017	24,962,500.00	25,000,000.00	24,860,450.00	1.250	1.316	1.334	01/17/2019	291
3133EHEZ2	37639	FFCB NOTES	04/06/2017	15,000,000.00	15,000,000.00	14,777,820.00	1.600	1.578	1.600	04/06/2020	736
3133EHFL2	37665	FFCB NOTES	04/13/2017	14,994,255.00	15,000,000.00	14,759,655.00	1.550	1.541	1.563	04/13/2020	743
3133EHFL2	37666	FFCB NOTES	04/13/2017	9,996,900.00	10,000,000.00	9,839,770.00	1.550	1.539	1.560	04/13/2020	743
3133EHFL2	37667	FFCB NOTES	04/13/2017	9,996,900.00	10,000,000.00	9,839,770.00	1.550	1.539	1.560	04/13/2020	743
3133EHGA5	37725	FFCB NOTES	04/21/2017	25,008,250.00	25,000,000.00	24,685,675.00	1.440	1.406	1.426	10/21/2019	568
3133EHGE7	37746	FFCB NOTES	04/24/2017	26,503,325.10	26,502,000.00	26,398,589.20	1.200	1.180	1.196	10/24/2018	206

Fund COMM - COMMINGLED POOL
Investments by Fund
March 31, 2018

CUSIP	Investment #	Issuer	Purchase Date	Remaining Cost	Par Value	Market Value	Current Rate	YTM 360	YTM 365	Maturity Date	Days To Maturity
Federal Agency Bonds											
3133EHHG1	37761	FFCB NOTES	05/03/2017	5,000,000.00	5,000,000.00	4,879,220.00	1.750	1.726	1.750	05/03/2021	1,128
3133EHHG1	37762	FFCB NOTES	05/03/2017	10,000,000.00	10,000,000.00	9,758,440.00	1.750	1.726	1.750	05/03/2021	1,128
3133EHJA2	37793	FFCB NOTES	05/08/2017	34,988,800.00	35,000,000.00	34,409,655.00	1.550	1.539	1.561	05/08/2020	768
3133EHKH5	37841	FFCB NOTES	05/23/2017	12,009,960.00	12,000,000.00	11,771,220.00	1.570	1.522	1.543	07/23/2020	844
3133EHMR1	37901	FFCB NOTES	06/12/2017	5,000,000.00	5,000,000.00	4,954,600.00	1.375	1.356	1.375	06/12/2019	437
3133EHMR1	37905	FFCB NOTES	06/12/2017	5,000,000.00	5,000,000.00	4,954,600.00	1.375	1.356	1.375	06/12/2019	437
3133EHWM1	38024	FFCB NOTES	09/01/2017	3,006,120.00	3,000,000.00	2,912,781.00	1.700	1.624	1.647	09/01/2021	1,249
3133EHWM1	38025	FFCB NOTES	09/01/2017	5,000,000.00	5,000,000.00	4,854,635.00	1.700	1.676	1.700	09/01/2021	1,249
3133EHWM1	38026	FFCB NOTES	09/01/2017	7,015,610.00	7,000,000.00	6,796,489.00	1.700	1.619	1.642	09/01/2021	1,249
3133EHZA4	38046	FFCB NOTES	09/20/2017	9,969,300.00	10,000,000.00	9,690,500.00	1.660	1.715	1.739	09/20/2021	1,268
3133EHJ95	38081	FFCB NOTES	10/26/2017	9,996,500.00	10,000,000.00	9,829,220.00	1.750	1.737	1.762	10/26/2020	939
3133EHJ95	38082	FFCB NOTES	10/26/2017	4,995,500.00	5,000,000.00	4,914,610.00	1.750	1.756	1.780	10/26/2020	939
3133EHP31	38126	FFCB NOTES	11/10/2017	9,973,005.00	9,975,000.00	9,761,784.38	1.950	1.928	1.955	11/02/2021	1,311
3133EHW58	38169	FFCB NOTES	11/27/2017	14,995,500.00	15,000,000.00	14,789,490.00	1.900	1.943	1.970	11/27/2020	971
3133EHW58	38204	FFCB NOTES	12/01/2017	21,498,926.50	21,550,000.00	21,247,567.30	1.900	1.954	1.982	11/27/2020	971
3133EGYC3	38310	FFCB NOTES	12/20/2017	8,302,050.00	8,550,000.00	8,195,534.10	1.730	2.338	2.371	10/12/2022	1,655
3133EJGH6	38506	FFCB NOTES	03/15/2018	23,006,440.00	23,000,000.00	22,983,762.00	2.440	2.395	2.429	10/15/2020	928
3133EJHS1	38544	FFCB NOTES	03/27/2018	24,499,265.00	24,500,000.00	24,531,164.00	2.250	2.222	2.253	06/27/2019	452
3133EJHL6	38545	FFCB NOTES	03/27/2018	9,991,200.00	10,000,000.00	10,000,310.00	2.375	2.387	2.420	03/27/2020	726
3130A4GJ5	35684	FHLB NOTES	02/27/2015	19,990,800.00	20,000,000.00	19,991,700.00	1.125	1.124	1.139	04/25/2018	24
3130A4GJ5	35685	FHLB NOTES	02/27/2015	11,994,480.00	12,000,000.00	11,995,020.00	1.125	1.124	1.139	04/25/2018	24
3130A4WA6	35803	FHLB NOTES	04/06/2015	25,000,000.00	25,000,000.00	24,944,825.00	1.000	0.986	1.000	07/06/2018	96
3130A4UP5	35816	FHLB NOTES	04/08/2015	25,047,500.00	25,000,000.00	24,953,600.00	1.050	0.976	0.990	06/29/2018	89
313383VN8	35826	FHLB NOTES	04/09/2015	9,727,434.20	9,460,000.00	9,435,271.56	2.000	1.321	1.340	09/13/2019	530
313383VN8	35827	FHLB NOTES	04/09/2015	25,854,057.45	25,155,000.00	25,089,244.83	2.000	1.332	1.351	09/13/2019	530
3130A4WA6	35855	FHLB NOTES	04/14/2015	11,996,160.00	12,000,000.00	11,973,516.00	1.000	0.996	1.010	07/06/2018	96
3130A4Y71	35864	FHLB NOTES	04/15/2015	26,504,240.00	26,500,000.00	26,456,513.50	1.000	0.981	0.994	06/15/2018	75
3130A4YA4	35865	FHLB NOTES	04/15/2015	16,920,581.95	16,915,000.00	16,857,539.75	1.050	1.025	1.039	08/15/2018	136
313378QK0	35867	FHLB NOTES	04/15/2015	10,251,100.00	10,000,000.00	9,971,880.00	1.875	1.196	1.213	03/08/2019	341
313379DT3	35906	FHLB NOTES	04/23/2015	20,149,600.00	20,000,000.00	19,980,280.00	1.250	0.992	1.006	06/08/2018	68
3130A57J2	35952	FHLB NOTES	05/06/2015	9,996,450.00	10,000,000.00	9,977,930.00	1.000	0.997	1.011	07/06/2018	96
3133XRFZ8	35956	FHLB NOTES	05/07/2015	5,543,500.00	5,000,000.00	5,026,690.00	4.750	1.138	1.154	06/08/2018	68

Fund COMM - COMMINGLED POOL
Investments by Fund
March 31, 2018

CUSIP	Investment #	Issuer	Purchase Date	Remaining Cost	Par Value	Market Value	Current Rate	YTM 360	YTM 365	Maturity Date	Days To Maturity
Federal Agency Bonds											
313379DT3	35957	FHLB NOTES	05/07/2015	5,020,850.00	5,000,000.00	4,995,070.00	1.250	1.096	1.112	06/08/2018	68
3130A57G8	35958	FHLB NOTES	05/07/2015	14,985,240.00	15,000,000.00	14,953,125.00	1.050	1.066	1.081	08/07/2018	128
3133XQSE3	36129	FHLB NOTES	07/16/2015	5,413,150.00	5,000,000.00	5,005,245.00	4.110	1.044	1.058	04/18/2018	17
3130A6AE7	36228	FHLB NOTES	09/16/2015	4,989,100.00	5,000,000.00	4,980,325.00	1.125	1.182	1.199	09/14/2018	166
3130A5Z77	36288	FHLB NOTES	10/21/2015	5,077,950.00	5,000,000.00	4,937,320.00	1.830	1.469	1.490	07/29/2020	850
3130A5Z77	36289	FHLB NOTES	10/19/2015	5,088,700.00	5,000,000.00	4,937,320.00	1.830	1.424	1.444	07/29/2020	850
3130A5Z77	36298	FHLB NOTES	10/23/2015	5,086,650.00	5,000,000.00	4,937,320.00	1.830	1.432	1.452	07/29/2020	850
3130A5Z77	36308	FHLB NOTES	10/26/2015	10,142,000.00	10,000,000.00	9,874,640.00	1.830	1.498	1.519	07/29/2020	850
3130A5Z77	36310	FHLB NOTES	10/26/2015	5,072,900.00	5,000,000.00	4,937,320.00	1.830	1.490	1.511	07/29/2020	850
313379EE5	36402	FHLB NOTES	12/02/2015	17,305,608.00	17,200,000.00	17,086,738.00	1.625	1.243	1.261	06/14/2019	439
313375K48	36508	FHLB NOTES	01/11/2016	20,424,400.00	20,000,000.00	19,999,260.00	2.000	1.175	1.191	09/14/2018	166
313379EE5	36550	FHLB NOTES	02/05/2016	15,250,200.00	15,000,000.00	14,901,225.00	1.625	1.102	1.117	06/14/2019	439
3130A7PU3	36679	FHLB NOTES	04/11/2016	10,020,500.00	10,000,000.00	9,771,830.00	1.200	1.131	1.147	04/06/2020	736
3133782M2	36707	FHLB NOTES	04/19/2016	20,321,829.95	20,015,000.00	19,895,670.57	1.500	0.946	0.960	03/08/2019	341
313378J77	36756	FHLB NOTES	05/12/2016	15,423,750.00	15,000,000.00	14,856,960.00	1.875	1.105	1.120	03/13/2020	712
313378J77	36760	FHLB NOTES	05/13/2016	6,162,780.00	6,000,000.00	5,942,784.00	1.875	1.133	1.149	03/13/2020	712
3130A8BD4	36796	FHLB NOTES	05/27/2016	29,927,700.00	30,000,000.00	29,931,630.00	0.875	1.220	1.237	06/29/2018	89
3130A8KR3	36854	FHLB NOTES	06/29/2016	25,291,157.50	25,250,000.00	25,182,506.75	0.820	0.715	0.725	07/06/2018	96
3133834H1	36877	FHLB NOTES	07/12/2016	15,183,600.00	15,000,000.00	14,679,600.00	1.375	1.040	1.055	06/12/2020	803
313378J77	36886	FHLB NOTES	07/15/2016	15,427,350.00	15,000,000.00	14,856,960.00	1.875	1.055	1.069	03/13/2020	712
3130A7L37	36896	FHLB NOTES	07/21/2016	5,039,100.00	5,000,000.00	4,956,610.00	1.250	0.939	0.952	03/15/2019	348
313380WG8	36993	FHLB NOTES	09/30/2016	19,694,805.00	19,500,000.00	19,031,356.50	1.375	1.100	1.115	09/11/2020	894
313380WG8	37022	FHLB NOTES	10/06/2016	12,067,800.00	12,000,000.00	11,711,604.00	1.375	1.210	1.227	09/11/2020	894
3133834H1	37037	FHLB NOTES	10/13/2016	10,047,400.00	10,000,000.00	9,786,400.00	1.375	1.225	1.242	06/12/2020	803
313380WG8	37054	FHLB NOTES	10/24/2016	10,060,000.00	10,000,000.00	9,759,670.00	1.375	1.199	1.216	09/11/2020	894
313383HU8	37058	FHLB NOTES	10/19/2016	15,313,350.00	15,000,000.00	14,784,360.00	1.750	1.147	1.163	06/12/2020	803
313380WG8	37072	FHLB NOTES	10/28/2016	13,916,687.40	13,860,000.00	13,526,902.62	1.375	1.248	1.266	09/11/2020	894
3130AA3R7	37108	FHLB NOTES	11/17/2016	34,991,950.00	35,000,000.00	34,502,160.00	1.375	1.363	1.382	11/15/2019	593
3130AABG2	37149	FHLB NOTES	11/30/2016	14,940,300.00	15,000,000.00	14,666,280.00	1.875	1.931	1.957	11/29/2021	1,338
3130AAE46	37190	FHLB NOTES	12/08/2016	49,998,000.00	50,000,000.00	49,663,000.00	1.250	1.234	1.252	01/16/2019	290
3130AADN5	37289	FHLB NOTES	12/28/2016	40,003,120.00	40,000,000.00	39,601,400.00	1.375	1.353	1.371	06/28/2019	453
3130A8Y72	37372	FHLB NOTES	01/26/2017	34,502,650.00	35,000,000.00	34,572,195.00	0.875	1.430	1.450	08/05/2019	491

Fund COMM - COMMINGLED POOL
Investments by Fund
March 31, 2018

CUSIP	Investment #	Issuer	Purchase Date	Remaining Cost	Par Value	Market Value	Current Rate	YTM 360	YTM 365	Maturity Date	Days To Maturity
Federal Agency Bonds											
3130AAXX1	37548	FHLB NOTES	03/10/2017	19,953,600.00	20,000,000.00	19,846,820.00	1.375	1.471	1.491	03/18/2019	351
3130AAXX1	37549	FHLB NOTES	03/10/2017	19,953,600.00	20,000,000.00	19,846,820.00	1.375	1.471	1.491	03/18/2019	351
3130AAXX1	37614	FHLB NOTES	03/28/2017	25,000,625.00	25,000,000.00	24,808,525.00	1.375	1.354	1.373	03/18/2019	351
3130A6AE7	37626	FHLB NOTES	03/31/2017	19,968,600.00	20,000,000.00	19,921,300.00	1.125	1.217	1.234	09/14/2018	166
313382K69	37711	FHLB NOTES	04/13/2017	25,894,911.00	25,860,000.00	25,356,376.50	1.750	1.690	1.714	03/12/2021	1,076
313378CR0	37726	FHLB NOTES	04/19/2017	25,502,000.00	25,000,000.00	24,648,550.00	2.250	1.794	1.819	03/11/2022	1,440
313378J77	37778	FHLB NOTES	04/28/2017	14,133,280.00	14,000,000.00	13,866,496.00	1.875	1.513	1.535	03/13/2020	712
3130ABDX1	37816	FHLB NOTES	05/24/2017	30,000,000.00	30,000,000.00	29,726,580.00	1.400	1.380	1.400	05/24/2019	418
313379RB7	37961	FHLB NOTES	06/30/2017	5,024,350.00	5,000,000.00	4,900,875.00	1.875	1.722	1.746	06/11/2021	1,167
3130ACE26	38033	FHLB NOTES	09/08/2017	21,929,380.00	22,000,000.00	21,460,604.00	1.375	1.462	1.482	09/28/2020	911
3130A3UQ5	38102	FHLB NOTES	11/03/2017	10,020,600.00	10,000,000.00	9,854,450.00	1.875	1.781	1.806	12/11/2020	985
3130ACUK8	38178	FHLB NOTES	11/28/2017	25,000,000.00	25,000,000.00	24,596,725.00	2.000	1.972	2.000	05/28/2021	1,153
3130AAE46	38202	FHLB NOTES	11/30/2017	24,870,250.00	25,000,000.00	24,831,500.00	1.250	1.692	1.716	01/16/2019	290
313383HU8	38247	FHLB NOTES	12/08/2017	24,888,750.00	25,000,000.00	24,640,600.00	1.750	1.905	1.932	06/12/2020	803
3130A66T9	38269	FHLB NOTES	12/13/2017	24,757,750.00	25,000,000.00	24,546,525.00	1.625	1.961	1.989	09/11/2020	894
3130AD3E0	38271	FHLB NOTES	12/13/2017	50,000,000.00	50,000,000.00	49,997,600.00	1.434	1.406	1.426	06/28/2018	88
3130ADJH6	38418	FHLB NOTES	01/29/2018	7,610,811.75	7,615,000.00	7,591,507.73	2.100	2.099	2.128	01/29/2020	668
313370US5	38436	FHLB NOTES	02/05/2018	5,069,050.00	5,000,000.00	5,047,785.00	2.875	2.292	2.324	09/11/2020	894
313379EE5	38469	FHLB NOTES	02/21/2018	24,821,250.00	25,000,000.00	24,835,375.00	1.625	2.149	2.179	06/14/2019	439
3137EADM8	35873	FHLMC NOTES	04/16/2015	29,916,300.00	30,000,000.00	29,550,180.00	1.250	1.296	1.314	10/02/2019	549
3134G6TF0	35893	FHLMC NOTES	04/21/2015	24,996,250.00	25,000,000.00	24,943,700.00	0.930	0.922	0.934	06/29/2018	89
3137EADM8	36322	FHLMC NOTES	10/29/2015	9,957,300.00	10,000,000.00	9,850,060.00	1.250	1.343	1.362	10/02/2019	549
3137EADM8	36332	FHLMC NOTES	11/04/2015	18,192,740.50	18,350,000.00	18,074,860.10	1.250	1.456	1.476	10/02/2019	549
3137EADM8	36337	FHLMC NOTES	11/06/2015	7,912,320.00	8,000,000.00	7,880,048.00	1.250	1.519	1.540	10/02/2019	549
3137EADM8	36340	FHLMC NOTES	11/09/2015	9,868,900.00	10,000,000.00	9,850,060.00	1.250	1.576	1.598	10/02/2019	549
3137EAEC9	36989	FHLMC NOTES	09/27/2016	19,855,200.00	20,000,000.00	19,105,360.00	1.125	1.261	1.278	08/12/2021	1,229
3137EAEC9	36992	FHLMC NOTES	09/29/2016	9,933,800.00	10,000,000.00	9,552,680.00	1.125	1.248	1.265	08/12/2021	1,229
3137EAEE5	37443	FHLMC NOTES	02/09/2017	20,013,000.00	20,000,000.00	19,714,720.00	1.500	1.456	1.477	01/17/2020	656
3134G3A91	37454	FHLMC NOTES	01/19/2017	19,997,400.00	20,000,000.00	19,775,100.00	1.400	1.385	1.404	08/22/2019	508
3134GA6W9	37580	FHLMC NOTES	02/28/2017	11,150,000.00	11,150,000.00	11,015,988.15	1.500	1.479	1.500	08/28/2019	514
3137EAEF2	37835	FHLMC NOTES	04/20/2017	44,846,100.00	45,000,000.00	44,141,805.00	1.375	1.471	1.491	04/20/2020	750
3137EAEJ4	38057	FHLMC NOTES	09/29/2017	14,972,850.00	15,000,000.00	14,718,975.00	1.625	1.663	1.687	09/29/2020	912

Fund COMM - COMMINGLED POOL
Investments by Fund
March 31, 2018

CUSIP	Investment #	Issuer	Purchase Date	Remaining Cost	Par Value	Market Value	Current Rate	YTM 360	YTM 365	Maturity Date	Days To Maturity
Federal Agency Bonds											
3137EAEK1	38135	FHLMC NOTES	11/15/2017	24,976,000.00	25,000,000.00	24,632,050.00	1.875	1.881	1.908	11/17/2020	961
3137EAEB1	38403	FHLMC NOTES	01/19/2018	24,581,500.00	25,000,000.00	24,570,625.00	0.875	1.985	2.013	07/19/2019	474
3137EAEL9	38462	FHLMC NOTES	02/16/2018	44,881,200.00	45,000,000.00	44,872,650.00	2.375	2.433	2.466	02/16/2021	1,052
3135G0WJ8	35762	FNMA NOTES	03/25/2015	14,924,849.25	15,000,000.00	14,982,570.00	0.875	1.022	1.036	05/21/2018	50
3135G0YM9	35814	FNMA NOTES	04/07/2015	25,719,250.00	25,000,000.00	24,986,300.00	1.875	1.009	1.023	09/18/2018	170
3135G0UU5	35847	FNMA NOTES	04/13/2015	7,084,070.00	7,000,000.00	6,909,084.00	1.750	1.474	1.494	03/06/2020	705
3135G0UU5	35856	FNMA NOTES	04/14/2015	14,762,362.32	14,584,000.00	14,394,583.01	1.750	1.469	1.489	03/06/2020	705
3136FTZZ5	36088	FNMA NOTES	06/26/2015	7,455,639.40	7,370,000.00	7,338,633.28	1.750	1.397	1.417	01/30/2019	304
3135G0A78	36347	FNMA NOTES	11/13/2015	9,980,600.00	10,000,000.00	9,883,770.00	1.625	1.650	1.672	01/21/2020	660
3135G0A78	36361	FNMA NOTES	11/18/2015	20,006,200.00	20,000,000.00	19,767,540.00	1.625	1.585	1.607	01/21/2020	660
3135G0WJ8	36378	FNMA NOTES	11/20/2015	14,891,550.00	15,000,000.00	14,982,570.00	0.875	1.152	1.168	05/21/2018	50
3135G0A78	36383	FNMA NOTES	11/24/2015	9,986,700.00	10,000,000.00	9,883,770.00	1.625	1.635	1.658	01/21/2020	660
3135G0A78	36384	FNMA NOTES	11/24/2015	9,987,500.00	10,000,000.00	9,883,770.00	1.625	1.633	1.656	01/21/2020	660
3135G0H63	36505	FNMA NOTES	01/08/2016	24,984,500.00	25,000,000.00	24,857,550.00	1.375	1.376	1.395	01/28/2019	302
3135G0N33	37253	FNMA NOTES	12/19/2016	19,661,600.00	20,000,000.00	19,640,320.00	0.875	1.515	1.536	08/02/2019	488
3135G0S38	37582	FNMA NOTES	02/09/2017	10,050,300.00	10,000,000.00	9,796,590.00	2.000	1.866	1.892	01/05/2022	1,375
3136FTZZ5	37620	FNMA NOTES	03/29/2017	10,944,857.75	10,865,000.00	10,818,758.56	1.750	1.324	1.343	01/30/2019	304
3135G0T45	37783	FNMA NOTES	04/10/2017	39,820,400.00	40,000,000.00	38,951,320.00	1.875	1.943	1.970	04/05/2022	1,465
3135G0S38	38079	FNMA NOTES	10/25/2017	9,997,000.00	10,000,000.00	9,796,590.00	2.000	1.979	2.007	01/05/2022	1,375
3135G0S38	38142	FNMA NOTES	11/16/2017	11,390,328.05	11,395,000.00	11,163,214.31	2.000	1.982	2.010	01/05/2022	1,375
3135G0T78	38163	FNMA NOTES	11/22/2017	4,958,800.00	5,000,000.00	4,860,895.00	2.000	2.149	2.179	10/05/2022	1,648
3135G0T60	38209	FNMA NOTES	12/04/2017	9,898,800.00	10,000,000.00	9,799,530.00	1.500	1.866	1.892	07/30/2020	851
3135G0N33	38367	FNMA NOTES	01/05/2018	39,321,600.00	40,000,000.00	39,280,640.00	0.875	1.946	1.973	08/02/2019	488
880591EV0	38503	TENNESSEE VALLEY AUTHORITY	03/08/2018	19,956,800.00	20,000,000.00	19,964,580.00	2.250	2.327	2.360	03/15/2020	714
			Subtotal and Average	**2,573,045,334.54**	**2,570,401,000.00**	**2,543,345,478.92**		**1.459**	**1.479**		**561**
Federal Agency Bonds - CALLABLE											
3133EFMU8	36492	FFCB NOTES	12/31/2015	13,180,034.00	13,300,000.00	13,291,541.20	0.950	1.324	1.343	05/02/2018	31
3133EF2L0	36688	FFCB NOTES	04/13/2016	20,000,000.00	20,000,000.00	19,569,480.00	1.400	1.380	1.400	04/13/2020	743
3133EF2L0	36689	FFCB NOTES	04/13/2016	15,000,000.00	15,000,000.00	14,677,110.00	1.400	1.380	1.400	04/13/2020	743
3133EF2L0	36690	FFCB NOTES	04/13/2016	15,000,000.00	15,000,000.00	14,677,110.00	1.400	1.380	1.400	04/13/2020	743
3133EGKA2	36866	FFCB NOTES	07/06/2016	20,000,000.00	20,000,000.00	19,329,400.00	1.500	1.479	1.500	07/06/2021	1,192

Fund COMM - COMMINGLED POOL
Investments by Fund
March 31, 2018

CUSIP	Investment #	Issuer	Purchase Date	Remaining Cost	Par Value	Market Value	Current Rate	YTM 360	YTM 365	Maturity Date	Days To Maturity
Federal Agency Bonds - CALLABLE											
3133EG2P9	37300	FFCB NOTES	12/29/2016	10,000,000.00	10,000,000.00	9,854,110.00	2.320	2.288	2.320	12/29/2021	1,368
3133EG2P9	37301	FFCB NOTES	12/29/2016	15,000,000.00	15,000,000.00	14,781,165.00	2.320	2.288	2.320	12/29/2021	1,368
3133EHKT9	38272	FFCB NOTES	12/13/2017	10,823,314.00	10,915,000.00	10,697,289.41	2.220	2.368	2.400	11/25/2022	1,699
3133EGG82	38326	FFCB NOTES	12/26/2017	1,942,780.00	2,000,000.00	1,928,702.00	1.520	2.262	2.293	11/15/2021	1,324
3133EGNK7	38341	FFCB NOTES	12/29/2017	4,365,761.50	4,450,000.00	4,332,061.65	1.320	2.049	2.077	07/27/2020	848
3133EGAH8	38342	FFCB NOTES	12/29/2017	10,654,672.50	10,875,000.00	10,591,358.25	1.550	2.144	2.174	05/17/2021	1,142
3133EGKD6	38346	FFCB NOTES	12/29/2017	6,850,480.00	7,000,000.00	6,777,365.00	1.625	2.188	2.218	10/05/2021	1,283
3133EFF28	38368	FFCB NOTES	01/05/2018	5,157,146.25	5,245,000.00	5,100,710.05	1.650	2.171	2.202	03/01/2021	1,065
3130A3XL3	36117	FHLB NOTES	07/09/2015	7,203,165.00	7,250,000.00	7,137,262.50	1.500	1.624	1.646	02/10/2020	680
3130A7HM0	36641	FHLB NOTES	03/29/2016	19,990,000.00	20,000,000.00	19,817,160.00	1.250	1.249	1.267	03/29/2019	362
3130A9W49	37131	FHLB NOTES	11/25/2016	15,000,000.00	15,000,000.00	14,694,765.00	1.250	1.232	1.250	02/24/2020	694
3130AANA2	37382	FHLB NOTES	01/30/2017	25,000,000.00	25,000,000.00	24,641,150.00	1.750	1.726	1.750	07/30/2020	851
3130AANA2	37383	FHLB NOTES	01/30/2017	5,000,000.00	5,000,000.00	4,928,230.00	1.750	1.726	1.750	07/30/2020	851
3130AB3T1	37641	FHLB NOTES	04/24/2017	20,000,000.00	20,000,000.00	19,695,760.00	1.750	1.726	1.750	07/24/2020	845
3130ABZE9	38016	FHLB NOTES	08/28/2017	8,400,000.00	8,400,000.00	8,254,890.00	1.650	1.627	1.650	08/28/2020	880
3130ACK52	38389	FHLB NOTES	01/12/2018	24,693,500.00	25,000,000.00	24,549,475.00	1.700	2.134	2.164	10/05/2020	918
3134G67C1	36066	FHLMC NOTES	06/22/2015	9,987,500.00	10,000,000.00	9,985,350.00	1.200	1.225	1.242	06/22/2018	82
3134G74S7	36393	FHLMC NOTES	11/27/2015	5,000,000.00	5,000,000.00	4,981,890.00	1.000	0.986	1.000	08/27/2018	148
3134G76G1	36497	FHLMC NOTES	01/04/2016	13,779,401.25	13,875,000.00	13,861,111.13	1.050	1.327	1.346	05/17/2018	46
3134G8JT7	36583	FHLMC NOTES	02/24/2016	12,500,000.00	12,500,000.00	12,311,200.00	1.500	1.479	1.500	02/24/2020	694
3134G8TV1	36644	FHLMC NOTES	03/29/2016	7,000,000.00	7,000,000.00	6,933,185.00	1.220	1.203	1.220	03/29/2019	362
3134G8S83	36648	FHLMC NOTES	03/30/2016	20,000,000.00	20,000,000.00	19,725,520.00	1.500	1.479	1.500	12/30/2019	638
3134G8PD5	36649	FHLMC NOTES	03/30/2016	19,996,000.00	20,000,000.00	19,731,040.00	1.350	1.337	1.355	09/30/2019	547
3134G8PD5	36650	FHLMC NOTES	03/30/2016	3,714,257.00	3,715,000.00	3,665,040.68	1.350	1.337	1.355	09/30/2019	547
3134G8PD5	36651	FHLMC NOTES	03/30/2016	6,375,000.00	6,375,000.00	6,289,269.00	1.350	1.331	1.350	09/30/2019	547
3134G8PD5	36654	FHLMC NOTES	03/30/2016	12,498,125.00	12,500,000.00	12,331,900.00	1.350	1.335	1.354	09/30/2019	547
3134G9DD6	36721	FHLMC NOTES	04/26/2016	11,988,000.00	12,000,000.00	11,867,376.00	1.150	1.167	1.184	04/26/2019	390
3134G8YU7	36722	FHLMC NOTES	04/26/2016	24,960,000.00	25,000,000.00	24,855,650.00	1.050	1.099	1.115	10/26/2018	208
3134G8XA2	36725	FHLMC NOTES	04/27/2016	10,000,000.00	10,000,000.00	9,972,100.00	1.000	0.986	1.000	07/27/2018	117
3134G9AV9	36729	FHLMC NOTES	04/28/2016	14,985,000.00	15,000,000.00	14,754,480.00	1.250	1.261	1.279	10/28/2019	575
3134G9AV9	36730	FHLMC NOTES	04/28/2016	4,245,750.00	4,250,000.00	4,180,436.00	1.250	1.261	1.279	10/28/2019	575
3134G9HM2	36785	FHLMC NOTES	05/26/2016	9,000,000.00	9,000,000.00	8,839,656.00	1.300	1.282	1.300	11/26/2019	604

Fund COMM - COMMINGLED POOL
Investments by Fund
March 31, 2018

CUSIP	Investment #	Issuer	Purchase Date	Remaining Cost	Par Value	Market Value	Current Rate	YTM 360	YTM 365	Maturity Date	Days To Maturity
Federal Agency Bonds - CALLABLE											
3134G9HW0	36787	FHLMC NOTES	05/26/2016	5,250,000.00	5,250,000.00	5,161,684.50	1.250	1.232	1.250	11/26/2019	604
3134G9QW0	36823	FHLMC NOTES	06/14/2016	20,000,000.00	20,000,000.00	19,785,360.00	1.280	1.262	1.280	06/14/2019	439
3134G9ZR1	36848	FHLMC NOTES	06/28/2016	10,635,518.75	10,625,000.00	10,534,793.75	1.000	0.946	0.959	12/28/2018	271
3134GAXX7	37148	FHLMC NOTES	11/30/2016	15,000,000.00	15,000,000.00	14,900,580.00	1.000	0.986	1.000	11/30/2018	243
3134G3K90	37344	FHLMC NOTES	01/19/2017	10,003,400.00	10,000,000.00	9,832,220.00	1.700	1.667	1.690	09/25/2020	908
3134GBBM3	37518	FHLMC NOTES	03/29/2017	25,000,000.00	25,000,000.00	24,549,200.00	2.000	1.972	2.000	03/29/2021	1,093
3134GA5T7	37578	FHLMC NOTES	02/28/2017	3,500,000.00	3,500,000.00	3,417,820.00	2.125	2.095	2.125	01/26/2022	1,396
3134GA5T7	37579	FHLMC NOTES	02/28/2017	20,000,000.00	20,000,000.00	19,530,400.00	2.125	2.096	2.125	01/26/2022	1,396
3134GBEW8	37621	FHLMC NOTES	04/26/2017	25,000,000.00	25,000,000.00	24,702,000.00	1.500	1.479	1.500	07/26/2019	481
3134GBEW8	37668	FHLMC NOTES	04/26/2017	8,000,000.00	8,000,000.00	7,904,640.00	1.500	1.479	1.500	07/26/2019	481
3134GBGZ9	37669	FHLMC NOTES	04/27/2017	15,000,000.00	15,000,000.00	14,671,230.00	2.000	1.972	2.000	01/27/2022	1,397
3134GBEF5	37696	FHLMC NOTES	04/27/2017	3,640,000.00	3,640,000.00	3,595,806.76	1.700	1.676	1.700	04/27/2020	757
3134GBJJ2	37741	FHLMC NOTES	04/26/2017	10,000,000.00	10,000,000.00	9,777,070.00	1.750	1.726	1.750	01/26/2021	1,031
3134GBJJ2	37742	FHLMC NOTES	04/26/2017	25,000,000.00	25,000,000.00	24,442,675.00	1.750	1.726	1.750	01/26/2021	1,031
3134GBLR1	37801	FHLMC NOTES	05/25/2017	20,000,000.00	20,000,000.00	19,608,380.00	1.750	1.726	1.750	11/25/2020	969
3134GBLQ3	37804	FHLMC NOTES	05/22/2017	20,000,000.00	20,000,000.00	19,690,640.00	1.650	1.627	1.650	05/22/2020	782
3134GBPM8	37817	FHLMC NOTES	05/24/2017	15,000,000.00	15,000,000.00	14,685,210.00	2.000	1.972	2.000	02/24/2022	1,425
3134GBRR5	37849	FHLMC NOTES	06/15/2017	20,000,000.00	20,000,000.00	19,514,540.00	1.800	1.775	1.800	06/15/2021	1,171
3134GBRU8	37861	FHLMC NOTES	06/22/2017	30,000,000.00	30,000,000.00	29,535,420.00	1.625	1.602	1.625	06/22/2020	813
3134GBSM5	37880	FHLMC NOTES	06/22/2017	5,450,000.00	5,450,000.00	5,338,602.00	1.700	1.676	1.700	09/22/2020	905
3134GBRZ7	37893	FHLMC NOTES	06/20/2017	15,000,000.00	15,000,000.00	14,777,100.00	1.500	1.479	1.500	12/20/2019	628
3134GBSW3	37894	FHLMC NOTES	06/22/2017	5,000,000.00	5,000,000.00	4,898,425.00	1.750	1.726	1.750	12/22/2020	996
3134GBYF3	37988	FHLMC NOTES	07/27/2017	5,750,000.00	5,750,000.00	5,630,894.50	1.800	1.775	1.800	01/27/2021	1,032
3134GBF64	38055	FHLMC NOTES	09/28/2017	6,000,000.00	6,000,000.00	5,871,228.00	1.600	1.578	1.600	09/28/2020	911
3134GBU83	38090	FHLMC NOTES	10/30/2017	15,000,000.00	15,000,000.00	14,737,590.00	2.000	1.972	2.000	10/29/2021	1,307
3134GBZ70	38170	FHLMC NOTES	11/27/2017	25,000,000.00	25,000,000.00	24,672,350.00	1.875	1.849	1.875	11/27/2020	971
3134GBZ70	38171	FHLMC NOTES	11/27/2017	10,000,000.00	10,000,000.00	9,868,940.00	1.875	1.849	1.875	11/27/2020	971
3134GSAC9	38334	FHLMC NOTES	12/28/2017	10,000,000.00	10,000,000.00	9,891,310.00	2.050	2.021	2.050	12/28/2020	1,002
3134GSAX3	38352	FHLMC NOTES	01/08/2018	25,000,000.00	25,000,000.00	24,706,225.00	2.220	2.189	2.220	07/01/2022	1,552
3134G9Q75	38408	FHLMC NOTES	01/23/2018	19,760,000.00	20,000,000.00	19,747,080.00	1.250	2.033	2.062	07/26/2019	481
3134GSFE0	38466	FHLMC NOTES	02/26/2018	20,000,000.00	20,000,000.00	20,001,380.00	2.500	2.465	2.500	02/26/2021	1,062
3134GSGS8	38496	FHLMC NOTES	03/29/2018	20,000,000.00	20,000,000.00	20,010,140.00	2.700	2.663	2.700	03/29/2022	1,458

Fund COMM - COMMINGLED POOL
Investments by Fund
March 31, 2018

CUSIP	Investment #	Issuer	Purchase Date	Remaining Cost	Par Value	Market Value	Current Rate	YTM 360	YTM 365	Maturity Date	Days To Maturity
Federal Agency Bonds - CALLABLE											
3135G0XA6	34464	FNMA NOTES	08/12/2013	10,225,845.00	10,500,000.00	10,490,182.50	1.030	1.578	1.600	05/21/2018	50
3136G2WX1	36576	FNMA NOTES	02/22/2016	15,500,000.00	15,500,000.00	15,373,427.00	1.250	1.232	1.250	02/22/2019	327
3136G3NC5	36782	FNMA NOTES	05/24/2016	4,997,500.00	5,000,000.00	4,933,140.00	1.000	1.003	1.016	05/24/2019	418
3136G3QY4	36793	FNMA NOTES	05/27/2016	5,000,000.00	5,000,000.00	4,946,395.00	1.250	1.212	1.229	05/30/2019	424
3136G3QY4	36794	FNMA NOTES	05/27/2016	15,000,000.00	15,000,000.00	14,839,185.00	1.250	1.212	1.229	05/30/2019	424
3136G3QY4	36795	FNMA NOTES	05/27/2016	5,000,000.00	5,000,000.00	4,946,395.00	1.250	1.212	1.229	05/30/2019	424
3136G3PR0	36797	FNMA NOTES	05/27/2016	24,942,500.00	25,000,000.00	24,278,525.00	1.500	1.526	1.548	05/26/2021	1,151
3136G3TD7	36845	FNMA NOTES	06/28/2016	12,992,980.00	12,980,000.00	12,823,565.04	1.200	1.150	1.165	06/28/2019	453
3136G3TB1	36846	FNMA NOTES	06/28/2016	12,065,062.50	12,050,000.00	11,890,048.30	1.100	1.043	1.057	06/28/2019	453
3136G3SQ9	36849	FNMA NOTES	06/28/2016	25,000,000.00	25,000,000.00	24,683,325.00	1.150	1.134	1.150	06/28/2019	453
3135G0L50	36875	FNMA NOTES	07/12/2016	30,000,000.00	30,000,000.00	29,563,770.00	1.050	1.035	1.050	07/12/2019	467
3136G3SY2	36880	FNMA NOTES	07/13/2016	7,500,000.00	7,500,000.00	7,388,130.00	1.250	1.232	1.250	09/30/2019	547
3136G3A62	36902	FNMA NOTES	07/26/2016	15,000,000.00	15,000,000.00	14,771,580.00	1.050	1.035	1.050	07/26/2019	481
3136G4BV4	37017	FNMA NOTES	09/30/2016	20,015,000.00	20,000,000.00	19,543,740.00	1.450	1.411	1.430	09/30/2020	913
3135G0Q30	37103	FNMA NOTES	10/21/2016	29,997,000.00	30,000,000.00	29,525,100.00	1.180	1.167	1.183	09/27/2019	544
3136G4MD2	37509	FNMA NOTES	03/16/2017	3,000,000.00	3,000,000.00	2,961,423.00	1.850	1.824	1.850	09/16/2020	899
3136G4NP4	38233	FNMA NOTES	12/06/2017	39,788,000.00	40,000,000.00	39,382,480.00	1.800	1.979	2.007	07/24/2020	845
3136G4NP4	38235	FNMA NOTES	12/07/2017	5,967,600.00	6,000,000.00	5,907,372.00	1.800	1.983	2.011	07/24/2020	845
			Subtotal and Average	**1,224,270,292.75**	**1,226,395,000.00**	**1,207,850,016.22**		**1.596**	**1.618**		**775**
US Treasury Notes											
912828VK3	35886	U.S. TREASURY NOTES	04/20/2015	25,367,187.50	25,000,000.00	24,973,000.00	1.375	0.895	0.907	06/30/2018	90
912828VQ0	35887	U.S. TREASURY NOTES	04/20/2015	15,214,453.13	15,000,000.00	14,978,325.00	1.375	0.918	0.931	07/31/2018	121
912828S43	38300	U.S. TREASURY NOTES	12/15/2017	19,675,000.00	20,000,000.00	19,632,820.00	0.750	1.770	1.794	07/15/2019	470
912828TN0	38302	U.S. TREASURY NOTES	12/19/2017	24,660,156.25	25,000,000.00	24,577,150.00	1.000	1.792	1.817	08/31/2019	517
912828B33	38309	U.S. TREASURY NOTES	12/20/2017	24,919,921.88	25,000,000.00	24,873,050.00	1.500	1.766	1.791	01/31/2019	305
912828VK3	38338	U.S. TREASURY NOTES	12/29/2017	29,981,250.00	30,000,000.00	29,967,600.00	1.375	1.478	1.499	06/30/2018	90
912828XK1	38355	U.S. TREASURY NOTES	01/09/2018	29,887,500.00	30,000,000.00	29,918,700.00	0.875	1.585	1.607	07/15/2018	105
912828K82	38377	U.S. TREASURY NOTES	01/10/2018	24,904,296.88	25,000,000.00	24,920,900.00	1.000	1.623	1.645	08/15/2018	136
912828RH5	38379	U.S. TREASURY NOTES	01/11/2018	24,935,546.88	25,000,000.00	24,931,650.00	1.375	1.713	1.737	09/30/2018	182
912828SX9	38386	U.S. TREASURY NOTES	01/12/2018	19,788,281.25	20,000,000.00	19,757,820.00	1.125	1.878	1.904	05/31/2019	425
9128282K5	38457	U.S. TREASURY NOTES	02/15/2018	24,729,492.19	25,000,000.00	24,727,550.00	1.375	2.102	2.132	07/31/2019	486

Fund COMM - COMMINGLED POOL
Investments by Fund
March 31, 2018

CUSIP	Investment #	Issuer	Purchase Date	Remaining Cost	Par Value	Market Value	Current Rate	YTM 360	YTM 365	Maturity Date	Days To Maturity
			Subtotal and Average	**264,063,085.96**	**265,000,000.00**	**263,258,565.00**		**1.606**	**1.629**		**257**
Corporate Bonds											
037833CB4	36918	APPLE INC	08/04/2016	29,970,000.00	30,000,000.00	29,462,730.00	1.100	1.118	1.134	08/02/2019	488
037833DJ6	38124	APPLE INC	11/13/2017	44,962,200.00	45,000,000.00	44,216,505.00	2.000	2.001	2.029	11/13/2020	957
084664CG4	36620	BERKSHIRE HATHWY	03/15/2016	4,996,200.00	5,000,000.00	4,965,885.00	1.700	1.702	1.726	03/15/2019	348
084664CK5	36933	BERKSHIRE HATHWY	08/15/2016	9,990,300.00	10,000,000.00	9,818,820.00	1.300	1.314	1.333	08/15/2019	501
17305EFW0	37208	CITIBANK CREDIT CARD ISSUANCE	12/08/2016	39,997,856.00	40,000,000.00	39,410,788.00	1.750	1.725	1.749	11/19/2021	1,328
166764BH2	36765	CHEVRON CORP.	05/16/2016	15,000,000.00	15,000,000.00	14,857,470.00	1.561	1.539	1.561	05/16/2019	410
166764BP4	37503	CHEVRON CORP.	03/03/2017	8,000,000.00	8,000,000.00	7,909,576.00	1.991	1.963	1.991	03/03/2020	702
459200JN2	37380	IBM	01/27/2017	9,990,400.00	10,000,000.00	9,873,760.00	1.900	1.906	1.933	01/27/2020	666
478160BR4	38504	JOHNSON & JOHNSON	03/08/2018	25,022,101.04	25,282,000.00	25,008,195.94	1.125	2.160	2.190	03/01/2019	334
48125LRG9	36966	JPMORGAN	09/23/2016	12,487,250.00	12,500,000.00	12,328,325.00	1.650	1.661	1.685	09/23/2019	540
191216BT6	38529	Coca-Cola Co	03/19/2018	7,348,425.00	7,500,000.00	7,354,980.00	1.875	2.646	2.682	10/27/2020	940
594918BF0	36329	MICROSOFT CORP	11/03/2015	19,980,000.00	20,000,000.00	19,892,140.00	1.300	1.315	1.334	11/03/2018	216
594918BN3	36923	MICROSOFT CORP	08/08/2016	9,989,700.00	10,000,000.00	9,833,120.00	1.100	1.119	1.135	08/08/2019	494
594918BV5	37419	MICROSOFT CORP	02/06/2017	14,989,950.00	15,000,000.00	14,850,420.00	1.850	1.847	1.873	02/06/2020	676
594918AY0	38123	MICROSOFT CORP	11/13/2017	14,088,811.04	14,096,000.00	13,977,213.01	1.850	1.847	1.872	02/12/2020	682
742718EQ8	38524	PROCTER & GAMBLE	03/15/2018	19,267,200.00	20,000,000.00	19,269,100.00	1.700	2.728	2.766	11/03/2021	1,312
742718EQ8	38526	PROCTER & GAMBLE	03/16/2018	9,640,400.00	10,000,000.00	9,634,550.00	1.700	2.709	2.747	11/03/2021	1,312
89236TDE2	36776	TOYOTA MOTOR CREDIT	05/20/2016	19,972,000.00	20,000,000.00	19,735,940.00	1.400	1.428	1.447	05/20/2019	414
89236TDH5	37057	TOYOTA MOTOR CREDIT	10/18/2016	4,997,500.00	5,000,000.00	4,909,935.00	1.550	1.545	1.567	10/18/2019	565
89236TDU6	37702	TOYOTA MOTOR CREDIT	04/17/2017	4,997,700.00	5,000,000.00	4,917,675.00	1.950	1.938	1.965	04/17/2020	747
90331HML4	36773	U S BANK	05/19/2016	19,961,974.56	19,589,000.00	19,392,013.02	2.125	1.533	1.554	10/28/2019	575
90331HNJ8	38409	U S BANK	01/23/2018	44,979,750.00	45,000,000.00	44,635,320.00	2.350	2.340	2.373	01/23/2020	662
931142EA7	38076	WALMART	10/20/2017	6,989,850.00	7,000,000.00	6,863,563.00	1.900	1.920	1.947	12/15/2020	989
94988J5D5	36805	WELLS FARGO	06/02/2016	11,994,840.00	12,000,000.00	11,863,920.00	1.750	1.740	1.764	05/24/2019	418
30231GAP7	38495	EXXON MOBIL CORP	03/06/2018	6,707,177.76	6,744,000.00	6,707,251.94	1.708	2.239	2.270	03/01/2019	334
30231GAP7	38505	EXXON MOBIL CORP	03/09/2018	8,219,873.10	8,265,000.00	8,219,964.02	1.708	2.244	2.275	03/01/2019	334
30231GAD4	38515	EXXON MOBIL CORP	03/12/2018	12,942,150.00	13,000,000.00	12,924,327.00	1.819	2.236	2.267	03/15/2019	348
			Subtotal and Average	**437,483,608.50**	**438,976,000.00**	**432,833,486.93**		**1.862**	**1.888**		**691**
Asset Backed Securities (ABS)											
02582JHG8	37862	AMERICAN EXPRESS	05/30/2017	33,994,553.20	34,000,000.00	33,669,292.20	1.640	1.602	1.624	12/15/2021	1,354

Fund COMM - COMMINGLED POOL
Investments by Fund
March 31, 2018

CUSIP	Investment #	Issuer	Purchase Date	Remaining Cost	Par Value	Market Value	Current Rate	YTM 360	YTM 365	Maturity Date	Days To Maturity
Asset Backed Securities (ABS)											
02582JHQ6	38646	AMERICAN EXPRESS	03/21/2018	44,994,775.50	45,000,000.00	44,926,155.00	2.670	2.657	2.694	10/17/2022	1,660
05581QAD0	36274	BMW VEHICLE LEASE TRUST	10/14/2015	0.00	0.00	0.00	1.400	1.385	1.405	02/20/2019	325
05581RAD8	36569	BMW VEHICLE LEASE TRUST	02/17/2016	4,476,772.18	4,477,298.27	4,469,675.67	1.340	1.440	1.460	06/20/2018	80
05582XAD4	37036	BMW VEHICLE LEASE TRUST	10/13/2016	6,999,074.60	7,000,000.00	6,958,594.30	1.430	1.423	1.443	09/20/2019	537
05582QAD9	36893	BMW VEHICLE OWNER TRUST	07/20/2016	9,999,955.00	10,000,000.00	9,903,504.00	1.160	1.147	1.163	11/25/2020	969
09659QAD9	38412	BMW VEHICLE OWNER TRUST	01/24/2018	31,999,680.00	32,000,000.00	31,776,508.80	2.350	2.329	2.362	04/25/2022	1,485
161571GY4	35953	CHASE ISSUANCE TRUST (ABS)	05/06/2015	24,995,595.00	25,000,000.00	24,990,655.00	1.360	1.352	1.371	04/15/2020	745
161571HF4	36929	CHASE ISSUANCE TRUST (ABS)	08/11/2016	22,993,668.11	23,000,000.01	22,624,566.41	1.270	1.267	1.285	07/15/2021	1,201
43813XAD6	35087	HONDA AUTO RECEIVABLES OWNER T	05/13/2014	0.00	0.00	0.00	0.740	0.473	0.480	10/15/2018	197
43813NAC0	35986	HONDA AUTO RECEIVABLES OWNER T	05/20/2015	304,467.59	304,514.34	304,303.04	1.040	1.036	1.050	02/21/2019	326
43814NAC9	36587	HONDA AUTO RECEIVABLES OWNER T	02/25/2016	8,117,312.36	8,118,466.00	8,072,726.56	1.220	1.213	1.230	12/18/2019	626
43814QAC2	36800	HONDA AUTO RECEIVABLES OWNER T	05/31/2016	9,160,815.82	9,160,993.55	9,107,360.51	1.390	1.375	1.395	04/15/2020	745
43814RAC0	37059	HONDA AUTO RECEIVABLES OWNER T	10/25/2016	11,499,253.65	11,500,000.00	11,349,312.05	1.210	1.199	1.216	12/18/2020	992
43814TAC6	37615	HONDA AUTO RECEIVABLES OWNER T	03/28/2017	16,499,018.26	16,500,000.01	16,315,132.36	1.720	1.706	1.729	06/22/2020	813
43811BAC8	37976	HONDA AUTO RECEIVABLES OWNER T	06/27/2017	27,997,578.00	28,000,000.00	27,569,312.40	1.680	1.666	1.690	08/16/2021	1,233
47787UAD5	35726	JOHN DEERE OWNER TRUST	03/11/2015	777,506.17	777,567.99	776,694.78	1.320	1.309	1.327	06/17/2019	442
47787WAC3	36216	JOHN DEERE OWNER TRUST	09/09/2015	1,997,173.10	1,997,554.04	1,992,432.51	1.440	1.552	1.573	10/15/2019	562
47788MAC4	36600	JOHN DEERE OWNER TRUST	03/02/2016	7,178,894.36	7,180,024.50	7,138,918.14	1.360	1.353	1.371	04/15/2020	745
47788NAC2	36905	JOHN DEERE OWNER TRUST	07/27/2016	8,578,319.95	8,579,002.84	8,515,127.02	1.250	1.240	1.257	06/15/2020	806
47787XAC1	37507	JOHN DEERE OWNER TRUST	03/02/2017	8,498,789.60	8,500,000.00	8,408,787.35	1.780	1.769	1.793	04/15/2021	1,110
47788CAC6	38476	JOHN DEERE OWNER TRUST	02/28/2018	8,249,406.83	8,250,000.00	8,236,915.50	2.660	2.641	2.678	04/18/2022	1,478
58768FAD8	36623	MERCEDES-BENZ AUTO LEASE TRUST	03/16/2016	7,320,268.67	7,321,331.73	7,315,010.49	1.520	1.513	1.534	03/15/2019	348
58768MAC5	37065	MERCEDES-BENZ AUTO LEASE TRUST	10/26/2016	4,999,984.00	5,000,000.00	4,976,342.50	1.350	1.335	1.354	08/15/2019	501
58769BAD6	36956	MERCEDES -BENZ AUTO REC TRUST	09/14/2016	11,697,704.97	11,699,131.10	11,585,705.68	1.260	1.251	1.269	02/16/2021	1,052
65478UAD1	36557	NISSAN AUTO LEASE TRUST	02/10/2016	5,184,288.88	5,185,467.02	5,148,261.29	1.340	1.335	1.353	10/15/2020	928
65478DAD9	38475	NISSAN AUTO LEASE TRUST	02/28/2018	18,497,885.45	18,500,000.00	18,477,182.10	2.650	2.585	2.621	05/16/2022	1,506
89237KAD5	36601	TOYOTA AUTO REC OWNER TRUST	03/02/2016	9,750,925.38	9,751,478.29	9,698,480.96	1.250	1.238	1.256	03/16/2020	715
89231LAD9	37035	TOYOTA AUTO REC OWNER TRUST	10/12/2016	13,998,247.20	14,000,000.00	13,845,193.60	1.230	1.222	1.239	10/15/2020	928
89238MAD0	37568	TOYOTA AUTO REC OWNER TRUST	03/15/2017	9,998,823.00	10,000,000.00	9,895,101.00	1.730	1.684	1.708	02/16/2021	1,052
89238KAD4	38137	TOYOTA AUTO REC OWNER TRUST	11/15/2017	23,997,787.21	24,000,000.01	23,648,544.01	1.930	1.914	1.940	01/18/2022	1,388
		Subtotal and Average		**394,758,524.09**	**394,802,829.70**	**391,695,795.23**		**1.751**	**1.775**		**1,136**

Fund COMM - COMMINGLED POOL
Investments by Fund
March 31, 2018

CUSIP	Investment #	Issuer	Purchase Date	Remaining Cost	Par Value	Market Value	Current Rate	YTM 360	YTM 365	Maturity Date	Days To Maturity
Asset Backed Securities-Green Bond											
89231UAD9	36753	TOYOTA AUTO REC OWNER TRUST	05/11/2016	3,087,015.10	3,087,172.86	3,067,855.18	1.300	1.283	1.301	04/15/2020	745
			Subtotal and Average	**3,087,015.10**	**3,087,172.86**	**3,067,855.18**		**1.284**	**1.301**		**745**
Municipal Bonds											
13063CSQ4	36313	CALIFORNIA ST	10/27/2015	10,282,955.20	10,220,000.00	10,093,680.80	1.800	1.632	1.655	04/01/2020	731
13063CP87	36731	CALIFORNIA ST	04/28/2016	14,925,600.00	15,000,000.00	14,513,250.00	1.500	1.608	1.630	04/01/2021	1,096
65887PHS7	37523	North Dakota State Finance	03/06/2017	578,915.00	500,000.00	552,520.00	5.000	1.400	1.420	10/01/2021	1,279
64990CEM9	36822	New York State Dormatory Auth	06/14/2016	3,000,000.00	3,000,000.00	2,964,900.00	1.456	1.435	1.455	07/01/2019	456
91412GWV3	35763	UNIVERSITY CALIFORNIA REVS	03/25/2015	250,000.00	250,000.00	249,597.50	2.003	1.975	2.002	05/15/2019	409
91412GD36	36710	UNIVERSITY CALIFORNIA REVS	04/20/2016	3,000,000.00	3,000,000.00	2,967,720.00	1.169	1.152	1.168	05/15/2019	409
			Subtotal and Average	**32,037,470.20**	**31,970,000.00**	**31,341,668.30**		**1.557**	**1.578**		**852**
Commercial Paper, Discount											
46640QGT2	38091	JP Morgan Securities	10/31/2017	59,246,800.00	60,000,000.00	59,545,999.80	1.680	1.716	1.740	07/27/2018	117
46640QK59	38351	JP Morgan Securities	01/08/2018	49,250,000.00	50,000,000.00	49,364,028.00	2.000	2.047	2.076	10/05/2018	187
			Subtotal and Average	**108,496,800.00**	**110,000,000.00**	**108,910,027.80**		**1.867**	**1.893**		**148**
Federal Agency Discount Notes											
313313D96	38301	FFCB DISCOUNT NOTE	12/19/2017	49,426,250.00	50,000,000.00	49,612,000.00	1.620	1.657	1.680	08/31/2018	152
313384AD1	38365	FHLB DISCOUNT	01/04/2018	34,361,250.00	35,000,000.00	34,447,910.00	1.800	1.850	1.876	01/04/2019	278
313385VA1	38541	FHLB DISCOUNT	03/27/2018	249,935,000.00	250,000,000.00	250,000,000.00	1.560	1.582	1.604	04/02/2018	1
313384CH0	38543	FHLB DISCOUNT	03/27/2018	16,960,319.31	17,300,000.00	16,969,570.00	2.110	2.171	2.201	02/25/2019	330
313385VA1	38548	FHLB DISCOUNT	03/28/2018	149,969,791.50	150,000,000.00	150,000,000.00	1.450	1.470	1.490	04/02/2018	1
			Subtotal and Average	**500,652,610.81**	**502,300,000.00**	**501,029,480.00**		**1.595**	**1.617**		**46**
Treasury Bills											
912796PR4	38415	U S TREASURY BILL	01/25/2018	34,715,119.60	35,000,000.00	34,803,020.00	1.610	1.645	1.668	07/26/2018	116
			Subtotal and Average	**34,715,119.60**	**35,000,000.00**	**34,803,020.00**		**1.646**	**1.669**		**116**
Local Agency Investment Fund											
SYS8506	8506	LOCAL AGENCY INVEST FUND	07/01/2015	40,702,471.14	40,702,471.14	40,702,471.14	1.180	1.163	1.180		1
			Subtotal and Average	**40,702,471.14**	**40,702,471.14**	**40,702,471.14**		**1.164**	**1.180**		**1**

Fund COMM - COMMINGLED POOL
Investments by Fund
March 31, 2018

CUSIP	Investment #	Issuer	Purchase Date	Remaining Cost	Par Value	Market Value	Current Rate	YTM 360	YTM 365	Maturity Date	Days To Maturity
Money Market											
SYS37590	37590	JPM TE MMK FD	02/27/2017	40,181.36	40,181.36	40,181.36	1.140	1.124	1.140		1
SYS34292	34292	MORGAN STANLEY TRSY INSTL 8304	05/21/2013	205,342.69	205,342.69	205,342.69	1.190	1.173	1.190		1
SYS23519	23519	BLACKKROCK TREASURY LIQ FUND	02/01/2008	292,898,650.71	292,898,650.71	292,898,650.71	1.170	1.153	1.170		1
		Subtotal and Average		**293,144,174.76**	**293,144,174.76**	**293,144,174.76**		**1.154**	**1.170**		**1**
Supranationals - Green Bond											
45818WBU9	38324	IADB	12/21/2017	25,000,000.00	25,000,000.00	24,972,875.00	1.772	1.619	1.642	01/15/2022	1,385
45905UVR2	36643	INTL BANK RECON & DEVELOP	03/29/2016	45,000,000.00	45,000,000.00	44,646,030.00	1.170	1.154	1.170	01/29/2019	303
		Subtotal and Average		**70,000,000.00**	**70,000,000.00**	**69,618,905.00**		**1.320**	**1.339**		**689**
Supranationals											
4581X0CX4	37663	IADB	04/12/2017	34,917,050.00	35,000,000.00	34,487,180.00	1.625	1.680	1.704	05/12/2020	772
45818WBP0	38317	IADB	12/21/2017	45,036,450.00	45,000,000.00	44,970,435.00	1.792	1.754	1.779	07/15/2022	1,566
45818WBM7	38385	IADB	01/12/2018	20,130,800.00	20,000,000.00	20,100,380.00	1.922	1.730	1.754	07/15/2021	1,201
459058EJ8	35936	INTL BANK RECON & DEVELOP	04/30/2015	14,974,350.00	15,000,000.00	14,973,405.00	1.000	1.034	1.048	06/15/2018	75
459058EJ8	35937	INTL BANK RECON & DEVELOP	04/30/2015	9,982,900.00	10,000,000.00	9,982,270.00	1.000	1.041	1.055	06/15/2018	75
459058ER0	36258	INTL BANK RECON & DEVELOP	10/07/2015	14,974,500.00	15,000,000.00	14,923,635.00	1.000	1.043	1.057	10/05/2018	187
459058ER0	36259	INTL BANK RECON & DEVELOP	10/07/2015	24,957,500.00	25,000,000.00	24,872,725.00	1.000	1.043	1.057	10/05/2018	187
459058DN0	36352	INTL BANK RECON & DEVELOP	11/16/2015	20,097,600.00	20,000,000.00	19,997,320.00	1.376	1.153	1.169	04/10/2018	9
459058FA6	36653	INTL BANK RECON & DEVELOP	03/30/2016	19,938,800.00	20,000,000.00	19,600,680.00	1.376	1.435	1.455	03/30/2020	729
459058FK4	36881	INTL BANK RECON & DEVELOP	07/13/2016	39,991,600.00	40,000,000.00	39,235,600.00	0.876	0.869	0.881	08/15/2019	501
		Subtotal and Average		**245,001,550.00**	**245,000,000.00**	**243,143,630.00**		**1.333**	**1.352**		**676**
		Total Investments and Average		**7,473,512,020.02**	**7,478,451,530.66**	**7,414,085,280.43**		**1.581**	**1.603**		**503**

Fund WK - WORKERS COMP
Investments by Fund
March 31, 2018

CUSIP	Investment #	Issuer	Purchase Date	Remaining Cost	Par Value	Market Value	Current Rate	YTM 360	YTM 365	Maturity Date	Days To Maturity
Federal Agency Bonds											
3137EAEC9	37310	FHLMC NOTES	12/30/2016	2,405,175.00	2,500,000.00	2,388,170.00	1.125	1.961	1.988	08/12/2021	1,229
3135G0WJ8	34807	FNMA NOTES	01/08/2014	4,469,498.00	4,600,000.00	4,594,654.80	0.875	1.527	1.548	05/21/2018	50
3135G0R39	37309	FNMA NOTES	12/30/2016	3,451,070.00	3,500,000.00	3,430,931.00	1.000	1.489	1.510	10/24/2019	571
			Subtotal and Average	**10,325,743.00**	**10,600,000.00**	**10,413,755.80**		**1.616**	**1.638**		**495**
US Treasury Notes											
912828A75	34792	U.S. TREASURY NOTES	12/31/2013	4,447,265.63	4,500,000.00	4,480,488.00	1.500	1.721	1.745	12/31/2018	274
			Subtotal and Average	**4,447,265.63**	**4,500,000.00**	**4,480,488.00**		**1.722**	**1.746**		**274**
Money Market											
SYS34789	34789	BLACKKROCK TREASURY LIQ FUND	12/26/2013	13,163,559.32	13,163,559.32	13,163,559.32	1.170	1.153	1.170		1
			Subtotal and Average	**13,163,559.32**	**13,163,559.32**	**13,163,559.32**		**1.154**	**1.170**		**1**
			Total Investments and Average	**27,936,567.95**	**28,263,559.32**	**28,057,803.12**		**1.417**	**1.436**		**228**

Fund PCF - PARK CHARTER FUND
Investments by Fund
March 31, 2018

CUSIP	Investment #	Issuer	Purchase Date	Remaining Cost	Par Value	Market Value	Current Rate	YTM 360	YTM 365	Maturity Date	Days To Maturity
Federal Agency Bonds											
3137EAEC9	37307	FHLMC NOTES	12/30/2016	481,035.00	500,000.00	477,634.00	1.125	1.961	1.988	08/12/2021	1,229
3135G0R39	37308	FNMA NOTES	12/30/2016	1,479,030.00	1,500,000.00	1,470,399.00	1.000	1.488	1.508	10/24/2019	571
			Subtotal and Average	**1,960,065.00**	**2,000,000.00**	**1,948,033.00**		**1.605**	**1.627**		**733**
Money Market											
SYS33657	33657	BLACKKROCK TREASURY LIQ FUND	09/30/2012	2,174,302.33	2,174,302.33	2,174,302.33	0.960	0.946	0.960		1
			Subtotal and Average	**2,174,302.33**	**2,174,302.33**	**2,174,302.33**		**0.947**	**0.960**		**1**
			Total Investments and Average	**4,134,367.33**	**4,174,302.33**	**4,122,335.33**		**1.260**	**1.277**		**349**

Fund SJE - SAN JOSE- EVERGREEN
Investments by Fund
March 31, 2018

CUSIP	Investment #	Issuer	Purchase Date	Remaining Cost	Par Value	Market Value	Current Rate	YTM 360	YTM 365	Maturity Date	Days To Maturity
Municipal Bonds											
011770Z56	35082	ALASKA ST	05/08/2014	237,632.00	200,000.00	208,706.00	5.000	1.252	1.270	08/01/2019	487
011770Z56	35083	ALASKA ST	05/08/2014	297,040.00	250,000.00	260,882.50	5.000	1.252	1.270	08/01/2019	487
13063C5Q9	37543	CALIFORNIA ST	03/14/2017	579,740.00	500,000.00	562,985.00	5.000	1.844	1.870	08/01/2022	1,583
13063BFJ6	37573	CALIFORNIA ST	03/20/2017	447,000.00	400,000.00	428,072.00	5.250	2.661	2.698	03/01/2022	1,430
13063BAM4	37714	CALIFORNIA ST	03/08/2017	249,300.00	225,000.00	237,285.00	5.250	0.957	0.971	10/01/2021	1,279
20772JQ96	37546	Connecticut-F	03/09/2017	569,125.00	500,000.00	543,495.00	5.000	1.873	1.900	11/15/2021	1,324
34153P3H9	34972	FLORIDA STATE BOARD EDUCATION	04/01/2014	413,157.50	350,000.00	363,380.50	5.000	1.351	1.370	06/01/2019	426
341150M31	35185	FLORIDA STATE BOARD EDUCATION	06/27/2014	1,271,056.20	1,065,000.00	1,141,797.15	5.000	1.588	1.610	07/01/2020	822
373384N28	34845	GEORGIA ST	01/22/2014	592,775.00	500,000.00	511,425.00	5.000	1.055	1.070	12/01/2018	244
373384YJ9	34915	GEORGIA ST	03/10/2014	421,190.00	350,000.00	364,595.00	5.000	1.035	1.050	07/01/2019	456
544525RT7	34702	LOS ANGELES CALIF DEPT WTR & P	12/05/2013	590,145.00	500,000.00	504,500.00	5.000	0.946	0.960	07/01/2018	91
57582PK74	35081	MASSACHUSETTS ST	05/08/2014	623,841.80	530,000.00	548,083.60	5.000	1.242	1.260	04/01/2019	365
57582RKW5	37561	MASSACHUSETTS ST	03/16/2017	232,492.00	200,000.00	223,088.00	5.000	1.607	1.630	04/01/2022	1,461
5741925H9	34869	MARYLAND ST	02/05/2014	243,999.20	205,000.00	211,371.40	5.000	1.114	1.130	03/01/2019	334
5741927Y0	34870	MARYLAND ST	02/05/2014	119,165.00	100,000.00	103,240.00	5.000	1.114	1.130	03/15/2019	348
574193JK5	35122	MARYLAND ST	06/02/2014	518,927.20	440,000.00	453,675.20	5.000	1.095	1.110	03/01/2019	334
574193KQ0	35289	MARYLAND ST	08/21/2014	813,631.00	700,000.00	708,148.00	5.000	0.798	0.810	08/01/2018	122
604129P91	34860	MINNESOTA ST	01/30/2014	1,179,520.00	1,000,000.00	1,017,130.00	5.000	1.035	1.050	10/01/2018	183
6041294D5	35288	MINNESOTA ST	08/21/2014	240,548.00	200,000.00	214,854.00	5.000	1.410	1.430	08/01/2020	853
658256T77	34874	NORTH CAROLINA ST	02/07/2014	918,732.60	785,000.00	787,205.85	5.000	0.877	0.890	05/01/2018	30
658256B43	34900	NORTH CAROLINA ST	03/03/2014	137,045.50	115,000.00	118,542.00	5.000	1.035	1.050	03/01/2019	334
658256T93	35131	NORTH CAROLINA ST	06/05/2014	438,762.85	365,000.00	389,790.80	5.000	1.400	1.420	05/01/2020	761
644682F27	34961	NEW HAMPSHIRE ST	03/27/2014	977,516.40	840,000.00	847,266.00	5.000	1.045	1.060	07/01/2018	91
677521Q82	37526	OHIO ST	03/08/2017	351,478.95	305,000.00	336,058.15	5.000	1.509	1.530	10/01/2021	1,279
79771TJS7	34839	SAN FRANCISCO CITY & CNTY CA	01/23/2014	117,201.00	100,000.00	100,724.00	5.000	0.976	0.990	06/15/2018	75
797646XL5	34853	SAN FRANCISCO CITY & CNTY CA	01/28/2014	528,853.50	450,000.00	453,285.00	5.000	0.925	0.938	06/15/2018	75
924258ZN9	34946	VERMONT ST	03/21/2014	119,348.00	100,000.00	104,604.00	5.000	1.262	1.280	08/15/2019	501
93974CC65	37524	WASHINGTON ST	03/08/2017	575,750.00	500,000.00	549,030.00	5.000	1.352	1.371	07/01/2021	1,187
97705L4E4	34880	WISCONSIN STATE	02/13/2014	296,920.00	250,000.00	259,070.00	5.000	1.198	1.214	05/01/2019	395
97705L4E4	34881	WISCONSIN STATE	02/13/2014	118,935.00	100,000.00	103,628.00	5.000	1.169	1.185	05/01/2019	395
97705MFT7	37717	WISCONSIN STATE	03/29/2017	580,895.00	500,000.00	558,660.00	5.000	1.647	1.670	05/01/2022	1,491
			Subtotal and Average	**14,801,723.70**	**12,625,000.00**	**13,214,577.15**		**1.289**	**1.307**		**608**

Fund SJE - SAN JOSE- EVERGREEN
Investments by Fund
March 31, 2018

CUSIP	Investment #	Issuer	Purchase Date	Remaining Cost	Par Value	Market Value	Current Rate	YTM 360	YTM 365	Maturity Date	Days To Maturity
Money Market - Tax Exempt											
SYS33615	33615	Dreyfus Tax Exempt Inst	09/25/2012	3,936,672.23	3,936,672.23	3,936,672.23	1.270	1.252	1.270		1
			Subtotal and Average	**3,936,672.23**	**3,936,672.23**	**3,936,672.23**		**1.253**	**1.270**		**1**
			Total Investments and Average	**18,738,395.93**	**16,561,672.23**	**17,151,249.38**		**1.281**	**1.299**		**469**

SANTA CLARA COUNTY INVESTMENTS
Transaction Activity Report
January 1, 2018 - March 31, 2018
Sorted by Transaction Date - Transaction Date
COMMINGLED POOL Fund

Investment #	Fund	CUSIP	Inv Descrip	TransactionType	Dealer	Issuer	New Principal	Principal Paydowns	Interest	Total Cash
38345	COMM	36164KA35	GECAP DISC NOTE	Purchase	GENERAL ELECTRIC	GENERAL ELECTRIC	149,994,249.99			-149,994,249.99
35886	COMM	912828VK3	UNITED STATES	Interest	MERRILL LYNCH	U.S. TREASURY			171,875.00	171,875.00
36822	COMM	64990CEM9	NYSHGR 1.456%	Interest	WELLS FARGO	New York State			21,840.00	21,840.00
38338	COMM	912828VK3	UNITED STATES	Interest	DEUTSCHE BANK	U.S. TREASURY			206,250.00	206,250.00
38338	COMM	912828VK3	UNITED STATES	Accr Int	DEUTSCHE BANK	U.S. TREASURY		204,008.15	-204,008.15	0.00
		Totals for 01/02/2018					**149,994,249.99**	**204,008.15**	**195,956.85**	**-149,594,284.99**
38356	COMM	36164KA43	GECAP DISC NOTE	Purchase	GENERAL ELECTRIC	GENERAL ELECTRIC	149,994,249.99			-149,994,249.99
38330	COMM	459053RH9	WBDN DISC NOTE	Redemption	JEFFERIES & CO,	INTL BANK RECON &		150,000,000.00		150,000,000.00
38345	COMM	36164KA35	GECAP DISC NOTE	Redemption	GENERAL ELECTRIC	GENERAL ELECTRIC		150,000,000.00		150,000,000.00
34292	COMM	SYS34292	MSTI 0.%	Interest		MORGAN STANLEY			126,648.46	126,648.46
34292	COMM	SYS34292	MSTI 0.%	Purchase		MORGAN STANLEY	126,648.46			-126,648.46
37590	COMM	SYS37590	JPM TE 0.44%	Interest	JPMorganChase	JPM TE MMK FD			31,633.00	31,633.00
37590	COMM	SYS37590	JPM TE 0.44%	Purchase	JPMorganChase	JPM TE MMK FD	31,633.00			-31,633.00
		Totals for 01/03/2018					**150,152,531.45**	**300,000,000.00**	**158,281.46**	**150,005,750.01**
38362	COMM	09659KA59	BNP P DISC NOTE	Purchase	BANK OF AMERICA	BNP PARIBAS NY	49,998,055.56			-49,998,055.56
38365	COMM	313384AD1	FHDN ZERO CPN	Purchase	LOOP CAPITAL	FHLB DISCOUNT	34,361,250.00			-34,361,250.00
38364	COMM	313385RK4	FHLBD DISC NOTE	Purchase	UBS FINANCE	FHLB DISCO	249,991,319.45			-249,991,319.45
38361	COMM	36960MA52	GE DISC NOTE MAT	Purchase	GENERAL ELECTRIC	GENERAL ELECTRIC	49,998,069.44			-49,998,069.44
38360	COMM	36164KA50	GECAP DISC NOTE	Purchase	GENERAL ELECTRIC	GENERAL ELECTRIC	99,996,138.88			-99,996,138.88
38363	COMM	63873KA56	NATXNY DISC NOTE	Purchase	BANK OF AMERICA	Natixis NY Branch	99,996,083.34			-99,996,083.34
38359	COMM	90333VVQ0	USBKMN 1.39% MAT	Purchase	U S BANK	US BANK	100,000,000.00			-100,000,000.00
37691	COMM	89233HA46	TOYO ZERO CPN	Redemption	TOYOTA MOTOR	TOYOTA MOTOR		60,000,000.00		60,000,000.00
38220	COMM	47816GA41	JNJPP DISC NOTE	Redemption	CITIGROUP GLOBAL	JOHNSON &		50,000,000.00		50,000,000.00
38325	COMM	313385RJ7	FHLBD DISC NOTE	Redemption	UBS FINANCE	FHLB DISCO		250,000,000.00		250,000,000.00
38356	COMM	36164KA43	GECAP DISC NOTE	Redemption	GENERAL ELECTRIC	GENERAL ELECTRIC		150,000,000.00		150,000,000.00
		Totals for 01/04/2018					**684,340,916.67**	**510,000,000.00**		**-174,340,916.67**
38369	COMM	09659CA81	BNP P DISC NOTE	Purchase	BANK OF AMERICA	BNP PARIBAS NY	49,994,166.67			-49,994,166.67
38368	COMM	3133EFF28	FEDERAL FARM CR	Purchase	INCAPITAL LLC	FFCB NOTES	5,186,955.33			-5,186,955.33
38373	COMM	313385RN8	FHLBD DISC NOTE	Purchase	UBS FINANCE	FHLB DISCO	249,973,958.35			-249,973,958.35
38367	COMM	3135G0N33	FNMA 0.875% MAT	Purchase	DEUTSCHE BANK	FNMA NOTES	39,470,350.00			-39,470,350.00
38372	COMM	36164KA84	GECAP DISC NOTE	Purchase	GENERAL ELECTRIC	GENERAL ELECTRIC	149,982,624.99			-149,982,624.99
38371	COMM	63873KA80	NATXNY DISC NOTE	Purchase	BANK OF AMERICA	Natixis NY Branch	99,988,250.00			-99,988,250.00
37690	COMM	46640QA50	JPMSCC ZERO CPN	Redemption	JPMorganChase	JP Morgan Securities		50,000,000.00		50,000,000.00

SANTA CLARA COUNTY INVESTMENTS
Transaction Activity Report
Sorted by Transaction Date - Transaction Date

Investment #	Fund	CUSIP	Inv Descrip	TransactionType	Dealer	Issuer	New Principal	Principal Paydowns	Interest	Total Cash
38360	COMM	36164KA50	GECAP DISC NOTE	Redemption	GENERAL ELECTRIC	GENERAL ELECTRIC		100,000,000.00		**100,000,000.00**
38361	COMM	36960MA52	GE DISC NOTE MAT	Redemption	GENERAL ELECTRIC	GENERAL ELECTRIC		50,000,000.00		**50,000,000.00**
38362	COMM	09659KA59	BNP P DISC NOTE	Redemption	BANK OF AMERICA	BNP PARIBAS NY		50,000,000.00		**50,000,000.00**
38363	COMM	63873KA56	NATXNY DISC NOTE	Redemption	BANK OF AMERICA	Natixis NY Branch		100,000,000.00		**100,000,000.00**
38364	COMM	313385RK4	FHLBD DISC NOTE	Redemption	UBS FINANCE	FHLB DISCO		250,000,000.00		**250,000,000.00**
37582	COMM	3135G0S38	FEDERAL NATL MTG	Interest	KEYBANC CAPITAL	FNMA NOTES			100,000.00	**100,000.00**
38079	COMM	3135G0S38	FEDERAL NATL MTG	Interest	KEYBANC CAPITAL	FNMA NOTES			100,000.00	**100,000.00**
38079	COMM	3135G0S38	FEDERAL NATL MTG	Accr Int	KEYBANC CAPITAL	FNMA NOTES		61,111.11	-61,111.11	**0.00**
38142	COMM	3135G0S38	FEDERAL NATL MTG	Interest	KEYBANC CAPITAL	FNMA NOTES			113,950.00	**113,950.00**
38142	COMM	3135G0S38	FEDERAL NATL MTG	Accr Int	KEYBANC CAPITAL	FNMA NOTES		82,930.28	-82,930.28	**0.00**
		Totals for 01/05/2018					**594,596,305.34**	**600,144,041.39**	**169,908.61**	**5,717,644.66**
38348	COMM	09659KA91	BNP P DISC NOTE	Purchase	BANK OF AMERICA	BNP PARIBAS NY	49,998,055.56			**-49,998,055.56**
38347	COMM	313385RP3	FHLBD DISC NOTE	Purchase	UBS FINANCE	FHLB DISCO	249,991,319.45			**-249,991,319.45**
38352	COMM	3134GSAX3	FEDERAL HOME LN	Purchase	INCAPITAL LLC	FHLMC NOTES	25,000,000.00			**-25,000,000.00**
38349	COMM	36164KA92	GECAP DISC NOTE	Purchase	GENERAL ELECTRIC	GENERAL ELECTRIC	149,994,208.32			**-149,994,208.32**
38351	COMM	46640QK59	JPMSCC ZERO CPN	Purchase	JPMorganChase	JP Morgan Securities	49,250,000.00			**-49,250,000.00**
38350	COMM	63873KA98	NATXNY DISC NOTE	Purchase	BANK OF AMERICA	Natixis NY Branch	99,996,083.34			**-99,996,083.34**
35815	COMM	3130A4WB4	FEDERAL HOME	Redemption	WELLS FARGO	FHLB NOTES		20,000,000.00		**20,000,000.00**
37732	COMM	89113WJ98	TDNY 1.37% MAT	Redemption	BANK OF AMERICA	TORONTO		50,000,000.00		**50,000,000.00**
38221	COMM	17305TRZ7	CITINA 1.42% MAT	Redemption	CITIGROUP GLOBAL	CITI BANK NA		33,250,000.00		**33,250,000.00**
38369	COMM	09659CA81	BNP P DISC NOTE	Redemption	BANK OF AMERICA	BNP PARIBAS NY		50,000,000.00		**50,000,000.00**
38371	COMM	63873KA80	NATXNY DISC NOTE	Redemption	BANK OF AMERICA	Natixis NY Branch		100,000,000.00		**100,000,000.00**
38372	COMM	36164KA84	GECAP DISC NOTE	Redemption	GENERAL ELECTRIC	GENERAL ELECTRIC		150,000,000.00		**150,000,000.00**
38373	COMM	313385RN8	FHLBD DISC NOTE	Redemption	UBS FINANCE	FHLB DISCO		250,000,000.00		**250,000,000.00**
35803	COMM	3130A4WA6	FHLB 1.% MAT	Interest	WELLS FARGO	FHLB NOTES			125,000.00	**125,000.00**
35815	COMM	3130A4WB4	FEDERAL HOME	Interest	WELLS FARGO	FHLB NOTES			87,500.00	**87,500.00**
35855	COMM	3130A4WA6	FHLB 1.% MAT	Interest	WELLS FARGO	FHLB NOTES			60,000.00	**60,000.00**
35952	COMM	3130A57J2	FEDERAL HOME	Interest	WELLS FARGO	FHLB NOTES			50,000.00	**50,000.00**
36854	COMM	3130A8KR3	FEDERAL HOME	Interest	KEYBANC CAPITAL	FHLB NOTES			103,525.00	**103,525.00**
36866	COMM	3133EGKA2	FEDERAL FARM CR	Interest	MERRILL LYNCH	FFCB NOTES			150,000.00	**150,000.00**
37732	COMM	89113WJ98	TDNY 1.37% MAT	Interest	BANK OF AMERICA	TORONTO			525,166.67	**525,166.67**
38221	COMM	17305TRZ7	CITINA 1.42% MAT	Interest	CITIGROUP GLOBAL	CITI BANK NA			242,632.64	**242,632.64**
38221	COMM	17305TRZ7	CITINA 1.42% MAT	Accr Int	CITIGROUP GLOBAL	CITI BANK NA		199,352.22	-199,352.22	**0.00**
		Totals for 01/08/2018					**624,229,666.67**	**653,449,352.22**	**1,144,472.09**	**30,364,157.64**
38358	COMM	09659CAA6	BNP P DISC NOTE	Purchase	BANK OF AMERICA	BNP PARIBAS NY	49,998,055.56			**-49,998,055.56**
38366	COMM	313385RQ1	FHLBD DISC NOTE	Purchase	UBS FINANCE	FHLB DISCO	249,991,325.00			**-249,991,325.00**
38354	COMM	36164KAA9	GECAP DISC NOTE	Purchase	GENERAL ELECTRIC	GENERAL ELECTRIC	149,994,208.32			**-149,994,208.32**
38357	COMM	63873KAA5	NATXNY DISC NOTE	Purchase	BANK OF AMERICA	Natixis NY Branch	99,996,083.34			**-99,996,083.34**
38355	COMM	912828XK1	UNITED STATES	Purchase	MIZUHO	U.S. TREASURY	30,014,470.11			**-30,014,470.11**

SANTA CLARA COUNTY INVESTMENTS
Transaction Activity Report
Sorted by Transaction Date - Transaction Date

Investment #	Fund	CUSIP	Inv Descrip	TransactionType	Dealer	Issuer	New Principal	Principal Paydowns	Interest	Total Cash
38347	COMM	313385RP3	FHLBD DISC NOTE	Redemption	UBS FINANCE	FHLB DISCO		250,000,000.00		**250,000,000.00**
38348	COMM	09659KA91	BNP P DISC NOTE	Redemption	BANK OF AMERICA	BNP PARIBAS NY		50,000,000.00		**50,000,000.00**
38349	COMM	36164KA92	GECAP DISC NOTE	Redemption	GENERAL ELECTRIC	GENERAL ELECTRIC		150,000,000.00		**150,000,000.00**
38350	COMM	63873KA98	NATXNY DISC NOTE	Redemption	BANK OF AMERICA	Natixis NY Branch		100,000,000.00		**100,000,000.00**
		Totals for 01/09/2018					**579,994,142.33**	**550,000,000.00**		**-29,994,142.33**
38375	COMM	09659KAB6	BNP P DISC NOTE	Purchase	BANK OF AMERICA	BNP PARIBAS NY	49,998,055.56			**-49,998,055.56**
38378	COMM	313385RR9	FHLBD DISC NOTE	Purchase	UBS FINANCE	FHLB DISCO	249,991,319.45			**-249,991,319.45**
38374	COMM	36164KAB7	GECAP DISC NOTE	Purchase	GENERAL ELECTRIC	GENERAL ELECTRIC	149,994,208.32			**-149,994,208.32**
38376	COMM	63873KAB3	NATXNY DISC NOTE	Purchase	BANK OF AMERICA	Natixis NY Branch	99,996,083.34			**-99,996,083.34**
38377	COMM	912828K82	UNITED STATES	Purchase	DEUTSCHE BANK	U.S. TREASURY	25,004,840.36			**-25,004,840.36**
38354	COMM	36164KAA9	GECAP DISC NOTE	Redemption	GENERAL ELECTRIC	GENERAL ELECTRIC		150,000,000.00		**150,000,000.00**
38357	COMM	63873KAA5	NATXNY DISC NOTE	Redemption	BANK OF AMERICA	Natixis NY Branch		100,000,000.00		**100,000,000.00**
38358	COMM	09659CAA6	BNP P DISC NOTE	Redemption	BANK OF AMERICA	BNP PARIBAS NY		50,000,000.00		**50,000,000.00**
38366	COMM	313385RQ1	FHLBD DISC NOTE	Redemption	UBS FINANCE	FHLB DISCO		250,000,000.00		**250,000,000.00**
		Totals for 01/10/2018					**574,984,507.03**	**550,000,000.00**		**-24,984,507.03**
38384	COMM	09659CAC2	BNP P DISC NOTE	Purchase	BANK OF AMERICA	BNP PARIBAS NY	49,998,055.56			**-49,998,055.56**
38383	COMM	313385RS7	FHLBD DISC NOTE	Purchase	UBS FINANCE	FHLB DISCO	249,991,319.45			**-249,991,319.45**
38380	COMM	36164KAC5	GECAP DISC NOTE	Purchase	GENERAL ELECTRIC	GENERAL ELECTRIC	149,994,208.32			**-149,994,208.32**
38381	COMM	63873KAC1	NATXNY DISC NOTE	Purchase	BANK OF AMERICA	Natixis NY Branch	99,996,083.34			**-99,996,083.34**
38382	COMM	65590AQT6	NDAFNY 1.85% MAT	Purchase	UBS FINANCE	Nordea Bank Finland	55,000,000.00			**-55,000,000.00**
38379	COMM	912828RH5	UNITED STATES	Purchase	Daiwa Capital Market	U.S. TREASURY	25,032,816.80			**-25,032,816.80**
38110	COMM	59515NAB9	MSFT DISC NOTE	Redemption	BANK OF AMERICA	MICROSOFT CORP		45,000,000.00		**45,000,000.00**
38145	COMM	59515NAB9	MSFT DISC NOTE	Redemption	BANK OF AMERICA	MICROSOFT CORP		50,000,000.00		**50,000,000.00**
38374	COMM	36164KAB7	GECAP DISC NOTE	Redemption	GENERAL ELECTRIC	GENERAL ELECTRIC		150,000,000.00		**150,000,000.00**
38375	COMM	09659KAB6	BNP P DISC NOTE	Redemption	BANK OF AMERICA	BNP PARIBAS NY		50,000,000.00		**50,000,000.00**
38376	COMM	63873KAB3	NATXNY DISC NOTE	Redemption	BANK OF AMERICA	Natixis NY Branch		100,000,000.00		**100,000,000.00**
38378	COMM	313385RR9	FHLBD DISC NOTE	Redemption	UBS FINANCE	FHLB DISCO		250,000,000.00		**250,000,000.00**
		Totals for 01/11/2018					**630,012,483.47**	**645,000,000.00**		**14,987,516.53**
38389	COMM	3130ACK52	FEDERAL HOME	Purchase	DEUTSCHE BANK	FHLB NOTES	24,808,013.89			**-24,808,013.89**
38390	COMM	313385RW8	FHLBD DISC NOTE	Purchase	UBS FINANCE	FHLB DISCO	249,965,275.00			**-249,965,275.00**
38387	COMM	3137AYCE9	FHLMCM 2.682%	Purchase	BREAN CAPITAL LLC	FHLMC Multi-Family	20,189,780.00			**-20,189,780.00**
38388	COMM	36164KAG6	GECAP DISC NOTE	Purchase	GENERAL ELECTRIC	GENERAL ELECTRIC	149,976,833.34			**-149,976,833.34**
38385	COMM	45818WBM7	IADB 1.92152% MAT	Purchase	BANK OF AMERICA	IADB	20,207,026.09			**-20,207,026.09**
38386	COMM	912828SX9	UNITED STATES	Purchase	DEUTSCHE BANK	U.S. TREASURY	19,814,860.92			**-19,814,860.92**
35207	COMM	3137EADN6	FEDERAL HOME LN	Redemption	KEYBANC CAPITAL	FHLMC NOTES		10,000,000.00		**10,000,000.00**
35760	COMM	3137EADN6	FEDERAL HOME LN	Redemption	MORGAN STANLEY	FHLMC NOTES		10,000,000.00		**10,000,000.00**
35761	COMM	3137EADN6	FEDERAL HOME LN	Redemption	UBS FINANCE	FHLMC NOTES		10,000,000.00		**10,000,000.00**
35785	COMM	3137EADN6	FEDERAL HOME LN	Redemption	MIZUHO	FHLMC NOTES		5,000,000.00		**5,000,000.00**
38380	COMM	36164KAC5	GECAP DISC NOTE	Redemption	GENERAL ELECTRIC	GENERAL ELECTRIC		150,000,000.00		**150,000,000.00**

Investment #	Fund	CUSIP	Inv Descrip	TransactionType	Dealer	Issuer	New Principal	Principal Paydowns	Interest	Total Cash
38381	COMM	63873KAC1	NATXNY DISC NOTE	Redemption	BANK OF AMERICA	Natixis NY Branch		100,000,000.00		**100,000,000.00**
38383	COMM	313385RS7	FHLBD DISC NOTE	Redemption	UBS FINANCE	FHLB DISCO		250,000,000.00		**250,000,000.00**
38384	COMM	09659CAC2	BNP P DISC NOTE	Redemption	BANK OF AMERICA	BNP PARIBAS NY		50,000,000.00		**50,000,000.00**
35207	COMM	3137EADN6	FEDERAL HOME LN	Interest	KEYBANC CAPITAL	FHLMC NOTES			37,500.00	**37,500.00**
35760	COMM	3137EADN6	FEDERAL HOME LN	Interest	MORGAN STANLEY	FHLMC NOTES			37,500.00	**37,500.00**
35761	COMM	3137EADN6	FEDERAL HOME LN	Interest	UBS FINANCE	FHLMC NOTES			37,500.00	**37,500.00**
35785	COMM	3137EADN6	FEDERAL HOME LN	Interest	MIZUHO	FHLMC NOTES			18,750.00	**18,750.00**
36875	COMM	3135G0L50	FEDERAL NATL MTG	Interest	BARCLAYS CAPITAL	FNMA NOTES			157,500.00	**157,500.00**
		Totals for 01/12/2018					**484,961,789.24**	**585,000,000.00**	**288,750.00**	**100,326,960.76**
8506	COMM	SYS8506	LAIF 1.65%	Purchase		LOCAL AGENCY	123,197.16			**-123,197.16**
36753	COMM	89231UAD9	TOYO 1.3% MAT	Redemption	CITIGROUP GLOBAL	TOYOTA AUTO REC		271,191.68		**271,191.68**
36753	COMM	89231UAD9	TOYO 1.3% MAT	Cap G/L	CITIGROUP GLOBAL	TOYOTA AUTO REC		13.86		**13.86**
		Totals for 01/15/2018					**123,197.16**	**271,205.54**		**148,008.38**
38392	COMM	313385RX6	FHLBD DISC NOTE	Purchase	UBS FINANCE	FHLB DISCO	249,991,319.45			**-249,991,319.45**
38391	COMM	3137AYCE9	FHLMCM 2.682%	Purchase	BREAN CAPITAL LLC	FHLMC Multi-Family	7,571,840.63			**-7,571,840.63**
38393	COMM	36164KAH4	GECAP DISC NOTE	Purchase	GENERAL ELECTRIC	GENERAL ELECTRIC	149,994,208.32			**-149,994,208.32**
37616	COMM	05582WRH9	BNP P 1.45% MAT	Redemption	JPMorganChase	BNP PARIBAS NY		50,000,000.00		**50,000,000.00**
38388	COMM	36164KAG6	GECAP DISC NOTE	Redemption	GENERAL ELECTRIC	GENERAL ELECTRIC		150,000,000.00		**150,000,000.00**
38390	COMM	313385RW8	FHLBD DISC NOTE	Redemption	UBS FINANCE	FHLB DISCO		250,000,000.00		**250,000,000.00**
36753	COMM	89231UAD9	TOYO 1.3% MAT	Interest	CITIGROUP GLOBAL	TOYOTA AUTO REC			4,224.27	**4,224.27**
37190	COMM	3130AAE46	FEDERAL HOME	Interest	BANK OF AMERICA	FHLB NOTES			312,500.00	**312,500.00**
37616	COMM	05582WRH9	BNP P 1.45% MAT	Interest	JPMorganChase	BNP PARIBAS NY			592,083.33	**592,083.33**
38202	COMM	3130AAE46	FEDERAL HOME	Interest	KEYBANC CAPITAL	FHLB NOTES			156,250.00	**156,250.00**
38202	COMM	3130AAE46	FEDERAL HOME	Accr Int	KEYBANC CAPITAL	FHLB NOTES		116,319.44	-116,319.44	**0.00**
38300	COMM	912828S43	UNITED STATES	Interest	DEUTSCHE BANK	U.S. TREASURY			75,000.00	**75,000.00**
38300	COMM	912828S43	UNITED STATES	Accr Int	DEUTSCHE BANK	U.S. TREASURY		62,364.13	-62,364.13	**0.00**
38317	COMM	45818WBP0	IADB 1.42917% MAT	Interest	BMO CAPITAL	IADB			164,250.00	**164,250.00**
38317	COMM	45818WBP0	IADB 1.42917% MAT	Accr Int	BMO CAPITAL	IADB		117,906.53	-117,906.53	**0.00**
38324	COMM	45818WBU9	IADB 1.64203% MAT	Interest	BMO CAPITAL	IADB			27,000.00	**27,000.00**
38355	COMM	912828XK1	UNITED STATES	Interest	MIZUHO	U.S. TREASURY			131,250.00	**131,250.00**
38355	COMM	912828XK1	UNITED STATES	Accr Int	MIZUHO	U.S. TREASURY		126,970.11	-126,970.11	**0.00**
38385	COMM	45818WBM7	IADB 1.92152% MAT	Interest	BANK OF AMERICA	IADB			79,600.00	**79,600.00**
38385	COMM	45818WBM7	IADB 1.92152% MAT	Accr Int	BANK OF AMERICA	IADB		76,226.09	-76,226.09	**0.00**
35726	COMM	47787UAD5	JDOT 1.32% MAT	Interest	CITIGROUP GLOBAL	JOHN DEERE			2,017.38	**2,017.38**
35726	COMM	47787UAD5	JDOT 1.32% MAT	Redemption	CITIGROUP GLOBAL	JOHN DEERE		357,754.65		**357,754.65**
35953	COMM	161571GY4	CHAIT 1.36% MAT	Interest	JPMorganChase	CHASE ISSUANCE			28,333.33	**28,333.33**
35953	COMM	161571GY4	CHAIT 1.36% MAT	Redemption	JPMorganChase	CHASE ISSUANCE		1,003,147.64		**1,003,147.64**
36216	COMM	47787WAC3	JDOT 1.44% MAT	Interest	ROYAL BANK OF	JOHN DEERE			3,972.36	**3,972.36**
36216	COMM	47787WAC3	JDOT 1.44% MAT	Redemption	ROYAL BANK OF	JOHN DEERE		420,090.45		**420,090.45**

SANTA CLARA COUNTY INVESTMENTS
Transaction Activity Report
Sorted by Transaction Date - Transaction Date

Investment #	Fund	CUSIP	Inv Descrip	TransactionType	Dealer	Issuer	New Principal	Principal Paydowns	Interest	Total Cash
36557	COMM	65478UAD1	NALT 1.34% MAT	Interest	MERRILL LYNCH	NISSAN AUTO			6,703.53	**6,703.53**
36557	COMM	65478UAD1	NALT 1.34% MAT	Redemption	MERRILL LYNCH	NISSAN AUTO		15,524.94		**15,524.94**
36600	COMM	47788MAC4	JDOT 1.36% MAT	Interest	MERRILL LYNCH	JOHN DEERE			11,129.92	**11,129.92**
36600	COMM	47788MAC4	JDOT 1.36% MAT	Redemption	MERRILL LYNCH	JOHN DEERE		874,454.74		**874,454.74**
36601	COMM	89237KAD5	TAOT 1.25% MAT	Interest	MERRILL LYNCH	TOYOTA AUTO REC			13,146.29	**13,146.29**
36601	COMM	89237KAD5	TAOT 1.25% MAT	Redemption	MERRILL LYNCH	TOYOTA AUTO REC		938,617.36		**938,617.36**
36623	COMM	58768FAD8	MBALT 1.52% MAT	Interest	BARCLAYS CAPITAL	MERCEDES-BENZ			24,069.09	**24,069.09**
36623	COMM	58768FAD8	MBALT 1.52% MAT	Redemption	BARCLAYS CAPITAL	MERCEDES-BENZ		3,513,232.24		**3,513,232.24**
36800	COMM	43814QAC2	HAROT 1.39% MAT	Interest	MERRILL LYNCH	HONDA AUTO			13,565.55	**13,565.55**
36800	COMM	43814QAC2	HAROT 1.39% MAT	Redemption	MERRILL LYNCH	HONDA AUTO		872,266.47		**872,266.47**
36905	COMM	47788NAC2	JDOT 1.25% MAT	Interest	ROYAL BANK OF	JOHN DEERE			9,114.59	**9,114.59**
36905	COMM	47788NAC2	JDOT 1.25% MAT	Redemption	ROYAL BANK OF	JOHN DEERE		311,619.84		**311,619.84**
36929	COMM	161571HF4	CHAIT 1.27% MAT	Interest	JPMorganChase	CHASE ISSUANCE			24,341.67	**24,341.67**
36929	COMM	161571HF4	CHAIT 1.27% MAT	Redemption	JPMorganChase	CHASE ISSUANCE		587,625.43		**587,625.43**
36956	COMM	58769BAD6	MBART 1.26% MAT	Interest	CITIGROUP GLOBAL	MERCEDES -BENZ			12,600.00	**12,600.00**
36956	COMM	58769BAD6	MBART 1.26% MAT	Redemption	CITIGROUP GLOBAL	MERCEDES -BENZ		341,296.43		**341,296.43**
37035	COMM	89231LAD9	TAOT 1.23% MAT	Interest	JPMorganChase	TOYOTA AUTO REC			14,350.00	**14,350.00**
37035	COMM	89231LAD9	TAOT 1.23% MAT	Redemption	JPMorganChase	TOYOTA AUTO REC		439,251.74		**439,251.74**
37065	COMM	58768MAC5	MBALT 1.35% MAT	Interest	BANK OF AMERICA	MERCEDES-BENZ			5,625.00	**5,625.00**
37065	COMM	58768MAC5	MBALT 1.35% MAT	Redemption	BANK OF AMERICA	MERCEDES-BENZ		259,386.04		**259,386.04**
37507	COMM	47787XAC1	JDOT 1.78% MAT	Interest	BANK OF AMERICA	JOHN DEERE			12,608.33	**12,608.33**
37507	COMM	47787XAC1	JDOT 1.78% MAT	Redemption	BANK OF AMERICA	JOHN DEERE		220,335.30		**220,335.30**
37568	COMM	89238MAD0	TAOT 1.73% MAT	Interest	BANK OF AMERICA	TOYOTA AUTO REC			14,416.67	**14,416.67**
37568	COMM	89238MAD0	TAOT 1.73% MAT	Redemption	BANK OF AMERICA	TOYOTA AUTO REC		265,824.72		**265,824.72**
37862	COMM	02582JHG8	AME 1.64% MAT	Interest	ROYAL BANK OF	AMERICAN			46,466.67	**46,466.67**
37862	COMM	02582JHG8	AME 1.64% MAT	Redemption	ROYAL BANK OF	AMERICAN		730,468.69		**730,468.69**
37976	COMM	43811BAC8	HAROT 1.68% MAT	Interest	CITIGROUP GLOBAL	HONDA AUTO			39,200.00	**39,200.00**
37976	COMM	43811BAC8	HAROT 1.68% MAT	Redemption	CITIGROUP GLOBAL	HONDA AUTO		635,378.17		**635,378.17**
38137	COMM	89238KAD4	TAOT 1.93% MAT	Interest	JPMorganChase	TOYOTA AUTO REC			38,600.00	**38,600.00**
38137	COMM	89238KAD4	TAOT 1.93% MAT	Redemption	JPMorganChase	TOYOTA AUTO REC		469,161.71		**469,161.71**
		Totals for 01/16/2018					**407,557,368.40**	**462,755,222.86**	**1,362,631.68**	**56,560,486.14**
38395	COMM	3132X0E98	FEDERAL AGRIC	Purchase	MIZUHO	FARMER MAC	40,000,000.00			**-40,000,000.00**
38397	COMM	313385RY4	FHLBD DISC NOTE	Purchase	UBS FINANCE	FHLB DISCO	249,991,319.45			**-249,991,319.45**
38394	COMM	36164KAJ0	GECAP DISC NOTE	Purchase	GENERAL ELECTRIC	GENERAL ELECTRIC	149,994,208.32			**-149,994,208.32**
38392	COMM	313385RX6	FHLBD DISC NOTE	Redemption	UBS FINANCE	FHLB DISCO		250,000,000.00		**250,000,000.00**
38393	COMM	36164KAH4	GECAP DISC NOTE	Redemption	GENERAL ELECTRIC	GENERAL ELECTRIC		150,000,000.00		**150,000,000.00**
34292	COMM	SYS34292	MSTI 0.%	Redemption		MORGAN STANLEY		100,139,529.42		**100,139,529.42**
37590	COMM	SYS37590	JPM TE 0.44%	Redemption	JPMorganChase	JPM TE MMK FD		80,032,748.49		**80,032,748.49**
37443	COMM	3137EAEE5	FEDERAL HOME LN	Interest	KEYBANC CAPITAL	FHLMC NOTES			150,000.00	**150,000.00**
37466	COMM	3133EG3X1	FEDERAL FARM CR	Interest	Daiwa Capital Market	FFCB NOTES			93,750.00	**93,750.00**

Investment #	Fund	CUSIP	Inv Descrip	TransactionType	Dealer	Issuer	New Principal	Principal Paydowns	Interest	Total Cash
37628	COMM	3133EG3X1	FEDERAL FARM CR	Interest	KEYBANC CAPITAL	FFCB NOTES			156,250.00	**156,250.00**
		Totals for 01/17/2018					**439,985,527.77**	**580,172,277.91**	**400,000.00**	**140,586,750.14**
38396	COMM	09659KAK6	BNP P DISC NOTE	Purchase	BANK OF AMERICA	BNP PARIBAS NY	99,996,111.12			**-99,996,111.12**
38400	COMM	313385RZ1	FHLBD DISC NOTE	Purchase	UBS FINANCE	FHLB DISCO	249,991,319.45			**-249,991,319.45**
38398	COMM	36960MAK9	GE DISC NOTE MAT	Purchase	GENERAL ELECTRIC	GENERAL ELECTRIC	149,994,125.01			**-149,994,125.01**
38399	COMM	63873KAK3	NATXNY DISC NOTE	Purchase	BANK OF AMERICA	Natixis NY Branch	99,996,083.34			**-99,996,083.34**
38248	COMM	2546R3AJ3	WALTPP DISC NOTE	Redemption	CITIGROUP GLOBAL	Walt Disney Company		50,000,000.00		**50,000,000.00**
38394	COMM	36164KAJ0	GECAP DISC NOTE	Redemption	GENERAL ELECTRIC	GENERAL ELECTRIC		150,000,000.00		**150,000,000.00**
38397	COMM	313385RY4	FHLBD DISC NOTE	Redemption	UBS FINANCE	FHLB DISCO		250,000,000.00		**250,000,000.00**
36587	COMM	43814NAC9	HAROT 1.22% MAT	Interest	JPMorganChase	HONDA AUTO			11,087.69	**11,087.69**
36587	COMM	43814NAC9	HAROT 1.22% MAT	Redemption	JPMorganChase	HONDA AUTO		904,864.01		**904,864.01**
37059	COMM	43814RAC0	HAROT 1.21% MAT	Interest	BARCLAYS CAPITAL	HONDA AUTO			11,595.83	**11,595.83**
37059	COMM	43814RAC0	HAROT 1.21% MAT	Redemption	BARCLAYS CAPITAL	HONDA AUTO		342,177.86		**342,177.86**
		Totals for 01/18/2018					**599,977,638.92**	**451,247,041.87**	**22,683.52**	**-148,707,913.53**
38402	COMM	313385SC1	FHLBD DISC NOTE	Purchase	UBS FINANCE	FHLB DISCO	249,973,958.35			**-249,973,958.35**
38403	COMM	3137EAEB1	FEDERAL HOME LN	Purchase	KEYBANC CAPITAL	FHLMC NOTES	24,581,500.00			**-24,581,500.00**
38401	COMM	36164KAN1	GECAP DISC NOTE	Purchase	GENERAL ELECTRIC	GENERAL ELECTRIC	149,982,375.00			**-149,982,375.00**
37664	COMM	13606BFD3	CIBC 1.38% MAT	Redemption	JPMorganChase	CANADIAN IMP BK		50,000,000.00		**50,000,000.00**
37728	COMM	06052TXD7	BAC 1.37% MAT	Redemption	BANK OF AMERICA	BANK OF AMERICA		60,000,000.00		**60,000,000.00**
38396	COMM	09659KAK6	BNP P DISC NOTE	Redemption	BANK OF AMERICA	BNP PARIBAS NY		100,000,000.00		**100,000,000.00**
38398	COMM	36960MAK9	GE DISC NOTE MAT	Redemption	GENERAL ELECTRIC	GENERAL ELECTRIC		150,000,000.00		**150,000,000.00**
38399	COMM	63873KAK3	NATXNY DISC NOTE	Redemption	BANK OF AMERICA	Natixis NY Branch		100,000,000.00		**100,000,000.00**
38400	COMM	313385RZ1	FHLBD DISC NOTE	Redemption	UBS FINANCE	FHLB DISCO		250,000,000.00		**250,000,000.00**
37664	COMM	13606BFD3	CIBC 1.38% MAT	Interest	JPMorganChase	CANADIAN IMP BK			550,083.33	**550,083.33**
37728	COMM	06052TXD7	BAC 1.37% MAT	Interest	BANK OF AMERICA	BANK OF AMERICA			630,200.00	**630,200.00**
38303	COMM	78009N5M4	RBC 1.735% MAT	Interest	ROYAL BANK OF	ROYAL BANK OF			59,761.11	**59,761.11**
		Totals for 01/19/2018					**424,537,833.35**	**710,000,000.00**	**1,240,044.44**	**286,702,211.09**
38406	COMM	313385SD9	FHLBD DISC NOTE	Purchase	UBS FINANCE	FHLB DISCO	249,991,319.45			**-249,991,319.45**
38404	COMM	36164KAP6	GECAP DISC NOTE	Purchase	GENERAL ELECTRIC	GENERAL ELECTRIC	149,994,125.01			**-149,994,125.01**
38401	COMM	36164KAN1	GECAP DISC NOTE	Redemption	GENERAL ELECTRIC	GENERAL ELECTRIC		150,000,000.00		**150,000,000.00**
38402	COMM	313385SC1	FHLBD DISC NOTE	Redemption	UBS FINANCE	FHLB DISCO		250,000,000.00		**250,000,000.00**
36347	COMM	3135G0A78	FEDERAL NATL MTG	Interest	CITIGROUP GLOBAL	FNMA NOTES			81,250.00	**81,250.00**
36361	COMM	3135G0A78	FEDERAL NATL MTG	Interest	KEYBANC CAPITAL	FNMA NOTES			162,500.00	**162,500.00**
36383	COMM	3135G0A78	FEDERAL NATL MTG	Interest	BARCLAYS CAPITAL	FNMA NOTES			81,250.00	**81,250.00**
36384	COMM	3135G0A78	FEDERAL NATL MTG	Interest	KEYBANC CAPITAL	FNMA NOTES			81,250.00	**81,250.00**
37265	COMM	3133EGX67	FFCB 0.859% MAT	Interest	INCAPITAL LLC	FFCB NOTES			48,859.06	**48,859.06**
35986	COMM	43813NAC0	HAROT 1.04% MAT	Interest	JPMorganChase	HONDA AUTO			1,105.97	**1,105.97**
35986	COMM	43813NAC0	HAROT 1.04% MAT	Redemption	JPMorganChase	HONDA AUTO		317,003.99		**317,003.99**
36274	COMM	05581QAD0	BMWLT 1.4% MAT	Interest	CREDIT SUISSE	BMW VEHICLE			2,315.94	**2,315.94**

Investment #	Fund	CUSIP	Inv Descrip	TransactionType	Dealer	Issuer	New Principal	Principal Paydowns	Interest	Total Cash
36274	COMM	05581QAD0	BMWLT 1.4% MAT	Redemption	CREDIT SUISSE	BMW VEHICLE		1,956,396.90		**1,956,396.90**
36569	COMM	05581RAD8	BMWLT 1.34% MAT	Interest	MERRILL LYNCH	BMW VEHICLE			9,091.84	**9,091.84**
36569	COMM	05581RAD8	BMWLT 1.34% MAT	Redemption	MERRILL LYNCH	BMW VEHICLE		1,332,503.28		**1,332,503.28**
37036	COMM	05582XAD4	BMWLT 1.43% MAT	Interest	MIZUHO	BMW VEHICLE			8,341.67	**8,341.67**
37036	COMM	05582XAD4	BMWLT 1.43% MAT	Redemption	MIZUHO	BMW VEHICLE		346,243.03		**346,243.03**
37615	COMM	43814TAC6	HAROT 1.72% MAT	Interest	BANK OF AMERICA	HONDA AUTO			23,649.99	**23,649.99**
37615	COMM	43814TAC6	HAROT 1.72% MAT	Redemption	BANK OF AMERICA	HONDA AUTO		547,748.46		**547,748.46**
		Totals for 01/22/2018					**399,985,444.46**	**404,499,895.66**	**499,614.47**	**5,014,065.67**
38407	COMM	313385SE7	FHLBD DISC NOTE	Purchase	UBS FINANCE	FHLB DISCO	249,991,319.45			**-249,991,319.45**
38408	COMM	3134G9Q75	FHLMC 1.25% MAT	Purchase	DEUTSCHE BANK	FHLMC NOTES	19,882,916.67			**-19,882,916.67**
38405	COMM	36164KAQ4	GECAP DISC NOTE	Purchase	GENERAL ELECTRIC	GENERAL ELECTRIC	149,994,125.01			**-149,994,125.01**
38409	COMM	90331HNJ8	USB 2.35% MAT	Purchase	BARCLAYS CAPITAL	U S BANK	44,979,750.00			**-44,979,750.00**
38404	COMM	36164KAP6	GECAP DISC NOTE	Redemption	GENERAL ELECTRIC	GENERAL ELECTRIC		150,000,000.00		**150,000,000.00**
38406	COMM	313385SD9	FHLBD DISC NOTE	Redemption	UBS FINANCE	FHLB DISCO		250,000,000.00		**250,000,000.00**
37841	COMM	3133EHKH5	FEDERAL FARM CR	Interest	INCAPITAL LLC	FFCB NOTES			94,200.00	**94,200.00**
		Totals for 01/23/2018					**464,848,111.13**	**400,000,000.00**	**94,200.00**	**-64,753,911.13**
38412	COMM	09659QAD9	BMWOT 2.35% MAT	Purchase	JPMorganChase	BMW VEHICLE	31,999,680.00			**-31,999,680.00**
38411	COMM	313385SF4	FHDN DISC NOTE	Purchase	UBS FINANCE	FHLB DISCOUNT	249,991,319.45			**-249,991,319.45**
38410	COMM	36164KAR2	GECAP DISC NOTE	Purchase	GENERAL ELECTRIC	GENERAL ELECTRIC	149,994,125.01			**-149,994,125.01**
38405	COMM	36164KAQ4	GECAP DISC NOTE	Redemption	GENERAL ELECTRIC	GENERAL ELECTRIC		150,000,000.00		**150,000,000.00**
38407	COMM	313385SE7	FHLBD DISC NOTE	Redemption	UBS FINANCE	FHLB DISCO		250,000,000.00		**250,000,000.00**
38233	COMM	3136G4NP4	FEDERAL NATL MTG	Interest	DEUTSCHE BANK	FNMA NOTES			360,000.00	**360,000.00**
38233	COMM	3136G4NP4	FEDERAL NATL MTG	Accr Int	DEUTSCHE BANK	FNMA NOTES		264,000.00	-264,000.00	**0.00**
38235	COMM	3136G4NP4	FEDERAL NATL MTG	Interest	DEUTSCHE BANK	FNMA NOTES			54,000.00	**54,000.00**
38235	COMM	3136G4NP4	FEDERAL NATL MTG	Accr Int	DEUTSCHE BANK	FNMA NOTES		39,900.00	-39,900.00	**0.00**
		Totals for 01/24/2018					**431,985,124.46**	**400,303,900.00**	**110,100.00**	**-31,571,124.46**
38413	COMM	313385SG2	FHDN DISC NOTE	Purchase	UBS FINANCE	FHLB DISCOUNT	249,991,319.45			**-249,991,319.45**
38414	COMM	36960MAS2	GECAP DISC NOTE	Purchase	GENERAL ELECTRIC	GENERAL ELECTRIC	149,994,125.01			**-149,994,125.01**
38415	COMM	912796PR4	USTB DISC NOTE	Purchase	MIZUHO	U S TREASURY BILL	34,715,119.60			**-34,715,119.60**
37405	COMM	3130AAQ43	FEDERAL HOME	Redemption	MIZUHO	FHLB NOTES		25,000,000.00		**25,000,000.00**
38222	COMM	24422MAR2	JDCCP DISC NOTE	Redemption	CITIGROUP GLOBAL	John Deere Capital C		60,000,000.00		**60,000,000.00**
38242	COMM	24422MAR2	JDCCP DISC NOTE	Redemption	CITIGROUP GLOBAL	John Deere Capital C		25,500,000.00		**25,500,000.00**
38410	COMM	36164KAR2	GECAP DISC NOTE	Redemption	GENERAL ELECTRIC	GENERAL ELECTRIC		150,000,000.00		**150,000,000.00**
38411	COMM	313385SF4	FHDN DISC NOTE	Redemption	UBS FINANCE	FHLB DISCOUNT		250,000,000.00		**250,000,000.00**
37405	COMM	3130AAQ43	FEDERAL HOME	Interest	MIZUHO	FHLB NOTES			93,750.00	**93,750.00**
36893	COMM	05582QAD9	BMWOT 1.16% MAT	Interest	JPMorganChase	BMW VEHICLE			9,666.67	**9,666.67**
36893	COMM	05582QAD9	BMWOT 1.16% MAT	Redemption	JPMorganChase	BMW VEHICLE		310,694.18		**310,694.18**
		Totals for 01/25/2018					**434,700,564.06**	**510,810,694.18**	**103,416.67**	**76,213,546.79**

Investment #	Fund	CUSIP	Inv Descrip	TransactionType	Dealer	Issuer	New Principal	Principal Paydowns	Interest	Total Cash
38417	COMM	313385SK3	FHDN DISC NOTE	Purchase	UBS FINANCE	FHLB DISCOUNT	249,973,958.35			**-249,973,958.35**
38416	COMM	36960MAV5	GECAP DISC NOTE	Purchase	GENERAL ELECTRIC	GENERAL ELECTRIC	149,982,375.00			**-149,982,375.00**
38260	COMM	2546R3AS3	WALTPP DISC NOTE	Redemption	MIZUHO	Walt Disney Company		35,000,000.00		**35,000,000.00**
38413	COMM	313385SG2	FHDN DISC NOTE	Redemption	UBS FINANCE	FHLB DISCOUNT		250,000,000.00		**250,000,000.00**
38414	COMM	36960MAS2	GECAP DISC NOTE	Redemption	GENERAL ELECTRIC	GENERAL ELECTRIC		150,000,000.00		**150,000,000.00**
36902	COMM	3136G3A62	FEDERAL NATL MTG	Interest	INCAPITAL LLC	FNMA NOTES			78,750.00	**78,750.00**
37741	COMM	3134GBJJ2	FEDERAL HOME LN	Interest	INCAPITAL LLC	FHLMC NOTES			87,500.00	**87,500.00**
37742	COMM	3134GBJJ2	FEDERAL HOME LN	Interest	INCAPITAL LLC	FHLMC NOTES			218,750.00	**218,750.00**
38408	COMM	3134G9Q75	FHLMC 1.25% MAT	Interest	DEUTSCHE BANK	FHLMC NOTES			125,000.00	**125,000.00**
38408	COMM	3134G9Q75	FHLMC 1.25% MAT	Accr Int	DEUTSCHE BANK	FHLMC NOTES		122,916.67	-122,916.67	**0.00**
		Totals for 01/26/2018					**399,956,333.35**	**435,122,916.67**	**387,083.33**	**35,553,666.65**
38430	COMM	313385SL1	FHDN DISC NOTE	Purchase	UBS FINANCE	FHLB DISCOUNT	249,991,319.45			**-249,991,319.45**
38418	COMM	3130ADJH6	FHLB 2.1% MAT	Purchase	INCAPITAL LLC	FHLB NOTES	7,610,811.75			**-7,610,811.75**
38431	COMM	36960MAW3	GECAP DISC NOTE	Purchase	GENERAL ELECTRIC	GENERAL ELECTRIC	149,994,125.01			**-149,994,125.01**
37766	COMM	31315LSK5	FRMDN ZERO CPN	Redemption	MIZUHO	FARMER MAC		21,000,000.00		**21,000,000.00**
38416	COMM	36960MAV5	GECAP DISC NOTE	Redemption	GENERAL ELECTRIC	GENERAL ELECTRIC		150,000,000.00		**150,000,000.00**
38417	COMM	313385SK3	FHDN DISC NOTE	Redemption	UBS FINANCE	FHLB DISCOUNT		250,000,000.00		**250,000,000.00**
36288	COMM	3130A5Z77	FEDERAL HOME	Interest	KEYBANC CAPITAL	FHLB NOTES			45,750.00	**45,750.00**
36289	COMM	3130A5Z77	FEDERAL HOME	Interest	KEYBANC CAPITAL	FHLB NOTES			45,750.00	**45,750.00**
36298	COMM	3130A5Z77	FEDERAL HOME	Interest	KEYBANC CAPITAL	FHLB NOTES			45,750.00	**45,750.00**
36308	COMM	3130A5Z77	FEDERAL HOME	Interest	KEYBANC CAPITAL	FHLB NOTES			91,500.00	**91,500.00**
36310	COMM	3130A5Z77	FEDERAL HOME	Interest	KEYBANC CAPITAL	FHLB NOTES			45,750.00	**45,750.00**
36505	COMM	3135G0H63	FEDERAL NATL MTG	Interest	DEUTSCHE BANK	FNMA NOTES			171,875.00	**171,875.00**
36643	COMM	45905UVR2	IBRD 1.17% MAT	Interest	BMO CAPITAL	INTL BANK RECON &			263,250.00	**263,250.00**
37378	COMM	3133EG5D3	FEDERAL FARM CR	Interest	INCAPITAL LLC	FFCB NOTES			50,750.00	**50,750.00**
37380	COMM	459200JN2	INTERNATIONAL	Interest	ROYAL BANK OF	IBM			95,000.00	**95,000.00**
37669	COMM	3134GBGZ9	FEDERAL HOME LN	Interest	INCAPITAL LLC	FHLMC NOTES			150,000.00	**150,000.00**
37988	COMM	3134GBYF3	FEDERAL HOME LN	Interest	INCAPITAL LLC	FHLMC NOTES			51,750.00	**51,750.00**
38271	COMM	3130AD3E0	FEDERAL HOME	Interest	DEUTSCHE BANK	FHLB NOTES			61,741.65	**61,741.65**
38341	COMM	3133EGNK7	FEDERAL FARM CR	Interest	BREAN CAPITAL LLC	FFCB NOTES			29,370.00	**29,370.00**
38341	COMM	3133EGNK7	FEDERAL FARM CR	Accr Int	BREAN CAPITAL LLC	FFCB NOTES		24,801.33	-24,801.33	**0.00**
		Totals for 01/29/2018					**407,596,256.21**	**421,024,801.33**	**1,123,435.32**	**14,551,980.44**
38419	COMM	313385SM9	FHDN DISC NOTE	Purchase	UBS FINANCE	FHLB DISCOUNT	249,991,458.35			**-249,991,458.35**
38420	COMM	36164KAX9	GECAP DISC NOTE	Purchase	GENERAL ELECTRIC	GENERAL ELECTRIC	149,994,125.01			**-149,994,125.01**
36309	COMM	3134G34W7	FEDERAL HOME LN	Redemption	INCAPITAL LLC	FHLMC NOTES		2,000,000.00		**2,000,000.00**
38430	COMM	313385SL1	FHDN DISC NOTE	Redemption	UBS FINANCE	FHLB DISCOUNT		250,000,000.00		**250,000,000.00**
38431	COMM	36960MAW3	GECAP DISC NOTE	Redemption	GENERAL ELECTRIC	GENERAL ELECTRIC		150,000,000.00		**150,000,000.00**
36088	COMM	3136FTZZ5	FEDERAL NATL MTG	Interest	KEYBANC CAPITAL	FNMA NOTES			64,487.50	**64,487.50**
36156	COMM	78009NVR4	RBC 1.693% MAT	Interest	ROYAL BANK OF	ROYAL BANK OF			169,300.00	**169,300.00**

Investment #	Fund	CUSIP	Inv Descrip	TransactionType	Dealer	Issuer	New Principal	Principal Paydowns	Interest	Total Cash
36309	COMM	3134G34W7	FEDERAL HOME LN	Interest	INCAPITAL LLC	FHLMC NOTES			12,500.00	**12,500.00**
37382	COMM	3130AANA2	FEDERAL HOME	Interest	INCAPITAL LLC	FHLB NOTES			218,750.00	**218,750.00**
37383	COMM	3130AANA2	FEDERAL HOME	Interest	INCAPITAL LLC	FHLB NOTES			43,750.00	**43,750.00**
37620	COMM	3136FTZZ5	FEDERAL NATL MTG	Interest	KEYBANC CAPITAL	FNMA NOTES			95,068.75	**95,068.75**
38209	COMM	3135G0T60	FEDERAL NATL MTG	Interest	BREAN CAPITAL LLC	FNMA NOTES			74,583.30	**74,583.30**
38209	COMM	3135G0T60	FEDERAL NATL MTG	Accr Int	BREAN CAPITAL LLC	FNMA NOTES		51,250.00	-51,250.00	**0.00**
		Totals for 01/30/2018					**399,985,583.36**	**402,051,250.00**	**627,189.55**	**2,692,856.19**
38421	COMM	313385SN7	FHDN DISC NOTE	Purchase	UBS FINANCE	FHLB DISCOUNT	249,991,666.65			**-249,991,666.65**
38422	COMM	36960MB10	GECAP DISC NOTE	Purchase	GENERAL ELECTRIC	GENERAL ELECTRIC	149,994,125.01			**-149,994,125.01**
37723	COMM	90333VTG5	USBKMN 1.2% MAT	Redemption	U S BANK	US BANK		50,000,000.00		**50,000,000.00**
38105	COMM	16677KAX1	CVX DISC NOTE	Redemption	CITIGROUP GLOBAL	CHEVRON CORP.		50,000,000.00		**50,000,000.00**
38419	COMM	313385SM9	FHDN DISC NOTE	Redemption	UBS FINANCE	FHLB DISCOUNT		250,000,000.00		**250,000,000.00**
38420	COMM	36164KAX9	GECAP DISC NOTE	Redemption	GENERAL ELECTRIC	GENERAL ELECTRIC		150,000,000.00		**150,000,000.00**
35887	COMM	912828VQ0	UNITED STATES	Interest	CANTOR	U.S. TREASURY			103,125.00	**103,125.00**
37723	COMM	90333VTG5	USBKMN 1.2% MAT	Interest	U S BANK	US BANK			481,666.67	**481,666.67**
38309	COMM	912828B33	UNITED STATES	Interest	Daiwa Capital Market	U.S. TREASURY			187,500.00	**187,500.00**
38309	COMM	912828B33	UNITED STATES	Accr Int	Daiwa Capital Market	U.S. TREASURY		144,701.09	-144,701.09	**0.00**
		Totals for 01/31/2018					**399,985,791.66**	**500,144,701.09**	**627,590.58**	**100,786,500.01**
38432	COMM	313385SP2	FHDN DISC NOTE	Purchase	UBS FINANCE	FHLB DISCOUNT	249,991,325.00			**-249,991,325.00**
38433	COMM	36960MB28	GECAP DISC NOTE	Purchase	GENERAL ELECTRIC	GENERAL ELECTRIC	149,994,125.01			**-149,994,125.01**
38421	COMM	313385SN7	FHDN DISC NOTE	Redemption	UBS FINANCE	FHLB DISCOUNT		250,000,000.00		**250,000,000.00**
38422	COMM	36960MB10	GECAP DISC NOTE	Redemption	GENERAL ELECTRIC	GENERAL ELECTRIC		150,000,000.00		**150,000,000.00**
34292	COMM	SYS34292	MSTI 0.%	Redemption		MORGAN STANLEY		150,000,000.00		**150,000,000.00**
37399	COMM	3133EG5Q4	FFCB 1.3% MAT	Interest	INCAPITAL LLC	FFCB NOTES			130,000.00	**130,000.00**
		Totals for 02/01/2018					**399,985,450.01**	**550,000,000.00**	**130,000.00**	**150,144,549.99**
38434	COMM	313385SS6	FHDN DISC NOTE	Purchase	UBS FINANCE	FHLB DISCOUNT	249,975,000.00			**-249,975,000.00**
38435	COMM	36960MB51	GECAP DISC NOTE	Purchase	GENERAL ELECTRIC	GENERAL ELECTRIC	149,982,375.00			**-149,982,375.00**
37079	COMM	3132X0LA7	FEDERAL AGRIC	Redemption	MIZUHO	FARMER MAC		25,000,000.00		**25,000,000.00**
38101	COMM	30229BB22	XON DISC NOTE	Redemption	CITIGROUP GLOBAL	Exxon Mobil Group		50,000,000.00		**50,000,000.00**
38226	COMM	71708FB27	PFIZER DISC NOTE	Redemption	CITIGROUP GLOBAL	PFIZER		50,000,000.00		**50,000,000.00**
38359	COMM	90333VVQ0	USBKMN 1.39% MAT	Redemption	U S BANK	US BANK		100,000,000.00		**100,000,000.00**
38432	COMM	313385SP2	FHDN DISC NOTE	Redemption	UBS FINANCE	FHLB DISCOUNT		250,000,000.00		**250,000,000.00**
38433	COMM	36960MB28	GECAP DISC NOTE	Redemption	GENERAL ELECTRIC	GENERAL ELECTRIC		150,000,000.00		**150,000,000.00**
37079	COMM	3132X0LA7	FEDERAL AGRIC	Interest	MIZUHO	FARMER MAC			100,000.00	**100,000.00**
37253	COMM	3135G0N33	FNMA 0.875% MAT	Interest	KEYBANC CAPITAL	FNMA NOTES			87,500.00	**87,500.00**
38359	COMM	90333VVQ0	USBKMN 1.39% MAT	Interest	U S BANK	US BANK			111,972.22	**111,972.22**
38367	COMM	3135G0N33	FNMA 0.875% MAT	Interest	DEUTSCHE BANK	FNMA NOTES			175,000.00	**175,000.00**
38367	COMM	3135G0N33	FNMA 0.875% MAT	Accr Int	DEUTSCHE BANK	FNMA NOTES		148,750.00	-148,750.00	**0.00**
34292	COMM	SYS34292	MSTI 0.%	Interest		MORGAN STANLEY			205,152.96	**205,152.96**

Investment #	Fund	CUSIP	Inv Descrip	TransactionType	Dealer	Issuer	New Principal	Principal Paydowns	Interest	Total Cash
34292	COMM	SYS34292	MSTI 0.%	Purchase		MORGAN STANLEY	205,152.96			-205,152.96
37590	COMM	SYS37590	JPM TE 0.44%	Interest	JPMorganChase	JPM TE MMK FD			40,145.73	40,145.73
37590	COMM	SYS37590	JPM TE 0.44%	Purchase	JPMorganChase	JPM TE MMK FD	40,145.73			-40,145.73
		Totals for 02/02/2018					**400,202,673.69**	**625,148,750.00**	**571,020.91**	**225,517,097.22**
38438	COMM	313385ST4	FHDN DISC NOTE	Purchase	UBS FINANCE	FHLB DISCOUNT	249,991,458.35			-249,991,458.35
38436	COMM	313370US5	FEDERAL HOME	Purchase	KEYBANC CAPITAL	FHLB NOTES	5,126,550.00			-5,126,550.00
38439	COMM	36960MB69	GECAP DISC NOTE	Purchase	GENERAL ELECTRIC	GENERAL ELECTRIC	149,994,125.01			-149,994,125.01
38434	COMM	313385SS6	FHDN DISC NOTE	Redemption	UBS FINANCE	FHLB DISCOUNT		250,000,000.00		250,000,000.00
38435	COMM	36960MB51	GECAP DISC NOTE	Redemption	GENERAL ELECTRIC	GENERAL ELECTRIC		150,000,000.00		150,000,000.00
36918	COMM	037833CB4	APPLE INC, SR GLBL	Interest	MERRILL LYNCH	APPLE INC			165,000.00	165,000.00
37372	COMM	3130A8Y72	FEDERAL HOME	Interest	CITIGROUP GLOBAL	FHLB NOTES			153,125.00	153,125.00
37404	COMM	3133EG6C4	FEDERAL FARM CR	Interest	INCAPITAL LLC	FFCB NOTES			116,250.00	116,250.00
		Totals for 02/05/2018					**405,112,133.36**	**400,000,000.00**	**434,375.00**	**-4,677,758.36**
38440	COMM	313385SU1	FHDN DISC NOTE	Purchase	UBS FINANCE	FHLB DISCOUNT	249,991,458.35			-249,991,458.35
38441	COMM	36960MB77	GECAP DISC NOTE	Purchase	GENERAL ELECTRIC	GENERAL ELECTRIC	149,994,125.01			-149,994,125.01
35633	COMM	459200HZ7	IBM 1.125% MAT	Redemption	CITIGROUP GLOBAL	IBM		10,000,000.00		10,000,000.00
38438	COMM	313385ST4	FHDN DISC NOTE	Redemption	UBS FINANCE	FHLB DISCOUNT		250,000,000.00		250,000,000.00
38439	COMM	36960MB69	GECAP DISC NOTE	Redemption	GENERAL ELECTRIC	GENERAL ELECTRIC		150,000,000.00		150,000,000.00
35633	COMM	459200HZ7	IBM 1.125% MAT	Interest	CITIGROUP GLOBAL	IBM			56,250.00	56,250.00
37419	COMM	594918BV5	MICROSOFT CORP,	Interest	BARCLAYS CAPITAL	MICROSOFT CORP			138,750.00	138,750.00
		Totals for 02/06/2018					**399,985,583.36**	**410,000,000.00**	**195,000.00**	**10,209,416.64**
38442	COMM	313385SV9	FHDN DISC NOTE	Purchase	UBS FINANCE	FHLB DISCOUNT	249,991,458.35			-249,991,458.35
38443	COMM	36960MB85	GECAP DISC NOTE	Purchase	GENERAL ELECTRIC	GENERAL ELECTRIC	149,994,125.01			-149,994,125.01
38440	COMM	313385SU1	FHDN DISC NOTE	Redemption	UBS FINANCE	FHLB DISCOUNT		250,000,000.00		250,000,000.00
38441	COMM	36960MB77	GECAP DISC NOTE	Redemption	GENERAL ELECTRIC	GENERAL ELECTRIC		150,000,000.00		150,000,000.00
35958	COMM	3130A57G8	FEDERAL HOME	Interest	WELLS FARGO	FHLB NOTES			78,750.00	78,750.00
		Totals for 02/07/2018					**399,985,583.36**	**400,000,000.00**	**78,750.00**	**93,166.64**
38444	COMM	313385SW7	FHDN DISC NOTE	Purchase	UBS FINANCE	FHLB DISCOUNT	249,991,675.00			-249,991,675.00
38445	COMM	36960MB93	GECAP DISC NOTE	Purchase	GENERAL ELECTRIC	GENERAL ELECTRIC	149,994,125.01			-149,994,125.01
35644	COMM	459200HK0	INTERNATIONAL	Redemption	JEFFERIES & CO,	IBM		10,000,000.00		10,000,000.00
38442	COMM	313385SV9	FHDN DISC NOTE	Redemption	UBS FINANCE	FHLB DISCOUNT		250,000,000.00		250,000,000.00
38443	COMM	36960MB85	GECAP DISC NOTE	Redemption	GENERAL ELECTRIC	GENERAL ELECTRIC		150,000,000.00		150,000,000.00
35644	COMM	459200HK0	INTERNATIONAL	Interest	JEFFERIES & CO,	IBM			62,500.00	62,500.00
36923	COMM	594918BN3	MICROSOFT CORP,	Interest	MERRILL LYNCH	MICROSOFT CORP			55,000.00	55,000.00
		Totals for 02/08/2018					**399,985,800.01**	**410,000,000.00**	**117,500.00**	**10,131,699.99**
38446	COMM	313385SZ0	FHDN DISC NOTE	Purchase	UBS FINANCE	FHLB DISCOUNT	249,976,041.65			-249,976,041.65
38447	COMM	36960MBC6	GECAP DISC NOTE	Purchase	GENERAL ELECTRIC	GENERAL ELECTRIC	149,982,375.00			-149,982,375.00
38444	COMM	313385SW7	FHDN DISC NOTE	Redemption	UBS FINANCE	FHLB DISCOUNT		250,000,000.00		250,000,000.00

Investment #	Fund	CUSIP	Inv Descrip	TransactionType	Dealer	Issuer	New Principal	Principal Paydowns	Interest	Total Cash
38445	COMM	36960MB93	GECAP DISC NOTE	Redemption	GENERAL ELECTRIC	GENERAL ELECTRIC		150,000,000.00		150,000,000.00
		Totals for 02/09/2018					**399,958,416.65**	**400,000,000.00**		**41,583.35**
38448	COMM	313385TA4	FHDN DISC NOTE	Purchase	UBS FINANCE	FHLB DISCOUNT	249,992,015.00			-249,992,015.00
38449	COMM	36960MBD4	GECAP DISC NOTE	Purchase	GENERAL ELECTRIC	GENERAL ELECTRIC	149,994,125.01			-149,994,125.01
38446	COMM	313385SZ0	FHDN DISC NOTE	Redemption	UBS FINANCE	FHLB DISCOUNT		250,000,000.00		250,000,000.00
38447	COMM	36960MBC6	GECAP DISC NOTE	Redemption	GENERAL ELECTRIC	GENERAL ELECTRIC		150,000,000.00		150,000,000.00
36117	COMM	3130A3XL3	FEDERAL HOME	Interest	INCAPITAL LLC	FHLB NOTES			54,375.00	54,375.00
36584	COMM	3133EFZN0	FEDERAL FARM CR	Interest	INCAPITAL LLC	FFCB NOTES			77,250.00	77,250.00
36989	COMM	3137EAEC9	FEDERAL HOME LN	Interest	KEYBANC CAPITAL	FHLMC NOTES			112,500.00	112,500.00
36992	COMM	3137EAEC9	FEDERAL HOME LN	Interest	KEYBANC CAPITAL	FHLMC NOTES			56,250.00	56,250.00
38123	COMM	594918AY0	MICROSOFT CORP,	Interest	INCAPITAL LLC	MICROSOFT CORP			130,388.00	130,388.00
38123	COMM	594918AY0	MICROSOFT CORP,	Accr Int	INCAPITAL LLC	MICROSOFT CORP		65,918.38	-65,918.38	0.00
		Totals for 02/12/2018					**399,986,140.01**	**400,065,918.38**	**364,844.62**	**444,622.99**
38450	COMM	313385TB2	FHLBD DISC NOTE	Purchase	UBS FINANCE	FHLB DISCO	249,992,025.00			-249,992,025.00
38451	COMM	36164KBE0	GECAP DISC NOTE	Purchase	GENERAL ELECTRIC	GENERAL ELECTRIC	149,994,125.01			-149,994,125.01
38448	COMM	313385TA4	FHDN DISC NOTE	Redemption	UBS FINANCE	FHLB DISCOUNT		250,000,000.00		250,000,000.00
38449	COMM	36960MBD4	GECAP DISC NOTE	Redemption	GENERAL ELECTRIC	GENERAL ELECTRIC		150,000,000.00		150,000,000.00
		Totals for 02/13/2018					**399,986,150.01**	**400,000,000.00**		**13,849.99**
38453	COMM	313385TC0	FHDN DISC NOTE	Purchase	UBS FINANCE	FHLB DISCOUNT	249,993,055.00			-249,993,055.00
38452	COMM	313589TC7	FNDN DISC NOTE	Purchase	MIZUHO	FANNIE MAE	99,996,667.00			-99,996,667.00
38454	COMM	36164KBF7	GECAP DISC NOTE	Purchase	GENERAL ELECTRIC	GENERAL ELECTRIC	99,996,083.34			-99,996,083.34
38455	COMM	36960MBF9	GECAP DISC NOTE	Purchase	GENERAL ELECTRIC	GENERAL ELECTRIC	49,998,041.67			-49,998,041.67
38312	COMM	313385TB2	FHLBD DISC NOTE	Redemption	DEUTSCHE BANK	FHLB DISCO		50,000,000.00		50,000,000.00
38450	COMM	313385TB2	FHLBD DISC NOTE	Redemption	UBS FINANCE	FHLB DISCO		250,000,000.00		250,000,000.00
38451	COMM	36164KBE0	GECAP DISC NOTE	Redemption	GENERAL ELECTRIC	GENERAL ELECTRIC		150,000,000.00		150,000,000.00
		Totals for 02/14/2018					**499,983,847.01**	**450,000,000.00**		**-49,983,847.01**
38456	COMM	34959TMZ6	BNP 2.29% MAT	Purchase	UBS FINANCE	BNP PARIBAS	60,000,000.00			-60,000,000.00
38459	COMM	313385TD8	FHDN DISC NOTE	Purchase	UBS FINANCE	FHLB DISCOUNT	249,992,360.00			-249,992,360.00
38460	COMM	36960MBG7	GECAP DISC NOTE	Purchase	GENERAL ELECTRIC	GENERAL ELECTRIC	149,994,125.01			-149,994,125.01
38457	COMM	9128282K5	UNITED STATES	Purchase	JEFFERIES & CO,	U.S. TREASURY	24,743,735.97			-24,743,735.97
36753	COMM	89231UAD9	TOYO 1.3% MAT	Redemption	CITIGROUP GLOBAL	TOYOTA AUTO REC		286,583.20		286,583.20
36753	COMM	89231UAD9	TOYO 1.3% MAT	Cap G/L	CITIGROUP GLOBAL	TOYOTA AUTO REC		14.65		14.65
37610	COMM	31315LTC2	FRMDN ZERO CPN	Redemption	MIZUHO	FARMER MAC		23,800,000.00		23,800,000.00
38452	COMM	313589TC7	FNDN DISC NOTE	Redemption	MIZUHO	FANNIE MAE		100,000,000.00		100,000,000.00
38453	COMM	313385TC0	FHDN DISC NOTE	Redemption	UBS FINANCE	FHLB DISCOUNT		250,000,000.00		250,000,000.00
38454	COMM	36164KBF7	GECAP DISC NOTE	Redemption	GENERAL ELECTRIC	GENERAL ELECTRIC		100,000,000.00		100,000,000.00
38455	COMM	36960MBF9	GECAP DISC NOTE	Redemption	GENERAL ELECTRIC	GENERAL ELECTRIC		50,000,000.00		50,000,000.00
35865	COMM	3130A4YA4	FEDERAL HOME	Interest	WELLS FARGO	FHLB NOTES			88,803.75	88,803.75

Investment #	Fund	CUSIP	Inv Descrip	TransactionType	Dealer	Issuer	New Principal	Principal Paydowns	Interest	Total Cash
36753	COMM	89231UAD9	TOYO 1.3% MAT	Interest	CITIGROUP GLOBAL	TOYOTA AUTO REC			3,930.46	**3,930.46**
36881	COMM	459058FK4	IBRD 0.875% MAT	Interest		INTL BANK RECON &			175,200.00	**175,200.00**
36933	COMM	084664CK5	BERKSHIRE	Interest	BANK OF AMERICA	BERKSHIRE			65,000.00	**65,000.00**
38377	COMM	912828K82	UNITED STATES	Interest	DEUTSCHE BANK	U.S. TREASURY			125,000.00	**125,000.00**
38377	COMM	912828K82	UNITED STATES	Accr Int	DEUTSCHE BANK	U.S. TREASURY		100,543.48	-100,543.48	**0.00**
35726	COMM	47787UAD5	JDOT 1.32% MAT	Interest	CITIGROUP GLOBAL	JOHN DEERE			1,627.83	**1,627.83**
35726	COMM	47787UAD5	JDOT 1.32% MAT	Redemption	CITIGROUP GLOBAL	JOHN DEERE		408,204.48		**408,204.48**
35953	COMM	161571GY4	CHAIT 1.36% MAT	Interest	JPMorganChase	CHASE ISSUANCE			28,333.33	**28,333.33**
35953	COMM	161571GY4	CHAIT 1.36% MAT	Redemption	JPMorganChase	CHASE ISSUANCE		1,036,056.53		**1,036,056.53**
36216	COMM	47787WAC3	JDOT 1.44% MAT	Interest	ROYAL BANK OF	JOHN DEERE			3,485.18	**3,485.18**
36216	COMM	47787WAC3	JDOT 1.44% MAT	Redemption	ROYAL BANK OF	JOHN DEERE		509,390.65		**509,390.65**
36557	COMM	65478UAD1	NALT 1.34% MAT	Interest	MERRILL LYNCH	NISSAN AUTO			6,778.25	**6,778.25**
36557	COMM	65478UAD1	NALT 1.34% MAT	Redemption	MERRILL LYNCH	NISSAN AUTO		420,653.09		**420,653.09**
36600	COMM	47788MAC4	JDOT 1.36% MAT	Interest	MERRILL LYNCH	JOHN DEERE			10,155.04	**10,155.04**
36600	COMM	47788MAC4	JDOT 1.36% MAT	Redemption	MERRILL LYNCH	JOHN DEERE		978,119.62		**978,119.62**
36601	COMM	89237KAD5	TAOT 1.25% MAT	Interest	MERRILL LYNCH	TOYOTA AUTO REC			12,171.10	**12,171.10**
36601	COMM	89237KAD5	TAOT 1.25% MAT	Redemption	MERRILL LYNCH	TOYOTA AUTO REC		984,240.11		**984,240.11**
36623	COMM	58768FAD8	MBALT 1.52% MAT	Interest	BARCLAYS CAPITAL	MERCEDES-BENZ			19,710.08	**19,710.08**
36623	COMM	58768FAD8	MBALT 1.52% MAT	Redemption	BARCLAYS CAPITAL	MERCEDES-BENZ		4,144,939.12		**4,144,939.12**
36800	COMM	43814QAC2	HAROT 1.39% MAT	Interest	MERRILL LYNCH	HONDA AUTO			12,555.05	**12,555.05**
36800	COMM	43814QAC2	HAROT 1.39% MAT	Redemption	MERRILL LYNCH	HONDA AUTO		866,470.12		**866,470.12**
36905	COMM	47788NAC2	JDOT 1.25% MAT	Interest	ROYAL BANK OF	JOHN DEERE			9,114.59	**9,114.59**
36905	COMM	47788NAC2	JDOT 1.25% MAT	Redemption	ROYAL BANK OF	JOHN DEERE		323,107.43		**323,107.43**
36929	COMM	161571HF4	CHAIT 1.27% MAT	Interest	JPMorganChase	CHASE ISSUANCE			24,341.66	**24,341.66**
36929	COMM	161571HF4	CHAIT 1.27% MAT	Redemption	JPMorganChase	CHASE ISSUANCE		604,192.44		**604,192.44**
36956	COMM	58769BAD6	MBART 1.26% MAT	Interest	CITIGROUP GLOBAL	MERCEDES -BENZ			12,600.00	**12,600.00**
36956	COMM	58769BAD6	MBART 1.26% MAT	Redemption	CITIGROUP GLOBAL	MERCEDES -BENZ		351,818.05		**351,818.05**
37035	COMM	89231LAD9	TAOT 1.23% MAT	Interest	JPMorganChase	TOYOTA AUTO REC			14,350.00	**14,350.00**
37035	COMM	89231LAD9	TAOT 1.23% MAT	Redemption	JPMorganChase	TOYOTA AUTO REC		454,031.21		**454,031.21**
37065	COMM	58768MAC5	MBALT 1.35% MAT	Interest	BANK OF AMERICA	MERCEDES-BENZ			5,625.00	**5,625.00**
37065	COMM	58768MAC5	MBALT 1.35% MAT	Redemption	BANK OF AMERICA	MERCEDES-BENZ		273,330.44		**273,330.44**
37507	COMM	47787XAC1	JDOT 1.78% MAT	Interest	BANK OF AMERICA	JOHN DEERE			12,608.33	**12,608.33**
37507	COMM	47787XAC1	JDOT 1.78% MAT	Redemption	BANK OF AMERICA	JOHN DEERE		227,184.85		**227,184.85**
37568	COMM	89238MAD0	TAOT 1.73% MAT	Interest	BANK OF AMERICA	TOYOTA AUTO REC			14,416.67	**14,416.67**
37568	COMM	89238MAD0	TAOT 1.73% MAT	Redemption	BANK OF AMERICA	TOYOTA AUTO REC		274,219.02		**274,219.02**
37862	COMM	02582JHG8	AME 1.64% MAT	Interest	ROYAL BANK OF	AMERICAN			46,466.68	**46,466.68**
37862	COMM	02582JHG8	AME 1.64% MAT	Redemption	ROYAL BANK OF	AMERICAN		751,158.83		**751,158.83**
37976	COMM	43811BAC8	HAROT 1.68% MAT	Interest	CITIGROUP GLOBAL	HONDA AUTO			39,200.00	**39,200.00**
37976	COMM	43811BAC8	HAROT 1.68% MAT	Redemption	CITIGROUP GLOBAL	HONDA AUTO		654,134.10		**654,134.10**
38137	COMM	89238KAD4	TAOT 1.93% MAT	Interest	JPMorganChase	TOYOTA AUTO REC			38,599.99	**38,599.99**

Investment #	Fund	CUSIP	Inv Descrip	TransactionType	Dealer	Issuer	New Principal	Principal Paydowns	Interest	Total Cash
38137	COMM	89238KAD4	TAOT 1.93% MAT	Redemption	JPMorganChase	TOYOTA AUTO REC		482,895.34		**482,895.34**
		Totals for 02/15/2018					**484,730,220.98**	**537,931,286.76**	**669,529.51**	**53,870,595.29**
38463	COMM	313385TH9	FHDN DISC NOTE	Purchase	UBS FINANCE	FHLB DISCOUNT	249,965,275.00			**-249,965,275.00**
38462	COMM	3137EAEL9	FEDERAL HOME LN	Purchase	BARCLAYS CAPITAL	FHLMC NOTES	44,881,200.00			**-44,881,200.00**
38464	COMM	36960MBL6	GECAP DISC NOTE	Purchase	GENERAL ELECTRIC	GENERAL ELECTRIC	149,976,500.01			**-149,976,500.01**
36768	COMM	3133EGAS4	FEDERAL FARM CR	Redemption	KEYBANC CAPITAL	FFCB NOTES		25,000,000.00		**25,000,000.00**
38459	COMM	313385TD8	FHDN DISC NOTE	Redemption	UBS FINANCE	FHLB DISCOUNT		250,000,000.00		**250,000,000.00**
38460	COMM	36960MBG7	GECAP DISC NOTE	Redemption	GENERAL ELECTRIC	GENERAL ELECTRIC		150,000,000.00		**150,000,000.00**
36768	COMM	3133EGAS4	FEDERAL FARM CR	Interest	KEYBANC CAPITAL	FFCB NOTES			93,750.00	**93,750.00**
		Totals for 02/16/2018					**444,822,975.01**	**425,000,000.00**	**93,750.00**	**-19,729,225.01**
38467	COMM	313385TJ5	FHDN DISC NOTE	Purchase	UBS FINANCE	FHLB DISCOUNT	249,991,325.00			**-249,991,325.00**
38468	COMM	36960MBM4	GECAP DISC NOTE	Purchase	GENERAL ELECTRIC	GENERAL ELECTRIC	149,994,125.01			**-149,994,125.01**
38463	COMM	313385TH9	FHDN DISC NOTE	Redemption	UBS FINANCE	FHLB DISCOUNT		250,000,000.00		**250,000,000.00**
38464	COMM	36960MBL6	GECAP DISC NOTE	Redemption	GENERAL ELECTRIC	GENERAL ELECTRIC		150,000,000.00		**150,000,000.00**
37265	COMM	3133EGX67	FFCB 0.859% MAT	Interest	INCAPITAL LLC	FFCB NOTES			50,668.90	**50,668.90**
38303	COMM	78009N5M4	RBC 1.735% MAT	Interest	ROYAL BANK OF	ROYAL BANK OF			63,911.12	**63,911.12**
38395	COMM	3132X0E98	FEDERAL AGRIC	Interest	MIZUHO	FARMER MAC			55,000.00	**55,000.00**
36569	COMM	05581RAD8	BMWLT 1.34% MAT	Interest	MERRILL LYNCH	BMW VEHICLE			7,588.27	**7,588.27**
36569	COMM	05581RAD8	BMWLT 1.34% MAT	Redemption	MERRILL LYNCH	BMW VEHICLE		1,201,156.82		**1,201,156.82**
36587	COMM	43814NAC9	HAROT 1.22% MAT	Interest	JPMorganChase	HONDA AUTO			10,169.31	**10,169.31**
36587	COMM	43814NAC9	HAROT 1.22% MAT	Redemption	JPMorganChase	HONDA AUTO		916,833.41		**916,833.41**
37036	COMM	05582XAD4	BMWLT 1.43% MAT	Interest	MIZUHO	BMW VEHICLE			8,341.67	**8,341.67**
37036	COMM	05582XAD4	BMWLT 1.43% MAT	Redemption	MIZUHO	BMW VEHICLE		364,015.64		**364,015.64**
37059	COMM	43814RAC0	HAROT 1.21% MAT	Interest	BARCLAYS CAPITAL	HONDA AUTO			11,595.83	**11,595.83**
37059	COMM	43814RAC0	HAROT 1.21% MAT	Redemption	BARCLAYS CAPITAL	HONDA AUTO		353,202.01		**353,202.01**
		Totals for 02/20/2018					**399,985,450.01**	**402,835,207.88**	**207,275.10**	**3,057,032.97**
38470	COMM	313385TK2	FHDN DISC NOTE	Purchase	UBS FINANCE	FHLB DISCOUNT	249,991,250.00			**-249,991,250.00**
38469	COMM	313379EE5	FEDERAL HOME	Purchase	KEYBANC CAPITAL	FHLB NOTES	24,896,857.64			**-24,896,857.64**
38471	COMM	36960MBN2	GECAP DISC NOTE	Purchase	GENERAL ELECTRIC	GENERAL ELECTRIC	149,994,125.01			**-149,994,125.01**
38472	COMM	90275DHB9	UBSNCT 2.17% MAT	Purchase	UBS FINANCE	UBS AG STAMFORD	50,000,000.00			**-50,000,000.00**
37795	COMM	313313TJ7	FCDN ZERO CPN	Redemption	MIZUHO	FFCB DISCOUNT		15,000,000.00		**15,000,000.00**
38261	COMM	45113VBM1	IBM DISC NOTE MAT	Redemption	CITIGROUP GLOBAL	IBM		50,000,000.00		**50,000,000.00**
38467	COMM	313385TJ5	FHDN DISC NOTE	Redemption	UBS FINANCE	FHLB DISCOUNT		250,000,000.00		**250,000,000.00**
38468	COMM	36960MBM4	GECAP DISC NOTE	Redemption	GENERAL ELECTRIC	GENERAL ELECTRIC		150,000,000.00		**150,000,000.00**
35986	COMM	43813NAC0	HAROT 1.04% MAT	Interest	JPMorganChase	HONDA AUTO			829.58	**829.58**
35986	COMM	43813NAC0	HAROT 1.04% MAT	Redemption	JPMorganChase	HONDA AUTO		306,439.87		**306,439.87**
37615	COMM	43814TAC6	HAROT 1.72% MAT	Interest	BANK OF AMERICA	HONDA AUTO			23,649.99	**23,649.99**
37615	COMM	43814TAC6	HAROT 1.72% MAT	Redemption	BANK OF AMERICA	HONDA AUTO		568,181.69		**568,181.69**

Investment #	Fund	CUSIP	Inv Descrip	TransactionType	Dealer	Issuer	New Principal	Principal Paydowns	Interest	Total Cash
		Totals for 02/21/2018					**474,882,232.65**	**465,874,621.56**	**24,479.57**	**-8,983,131.52**
38473	COMM	313385TL0	FHDN DISC NOTE	Purchase	UBS FINANCE	FHLB DISCOUNT	249,991,180.55			**-249,991,180.55**
38465	COMM	3137AWQH1	FHLMCM 2.307%	Purchase	BREAN CAPITAL LLC	FHLMC Multi-Family	5,475,571.71			**-5,475,571.71**
38474	COMM	36960MBP7	GECAP DISC NOTE	Purchase	GENERAL ELECTRIC	GENERAL ELECTRIC	149,994,125.01			**-149,994,125.01**
38470	COMM	313385TK2	FHDN DISC NOTE	Redemption	UBS FINANCE	FHLB DISCOUNT		250,000,000.00		**250,000,000.00**
38471	COMM	36960MBN2	GECAP DISC NOTE	Redemption	GENERAL ELECTRIC	GENERAL ELECTRIC		150,000,000.00		**150,000,000.00**
36576	COMM	3136G2WX1	FEDERAL NATL MTG	Interest	INCAPITAL LLC	FNMA NOTES			96,875.00	**96,875.00**
37454	COMM	3134G3A91	FEDERAL HOME LN	Interest	INCAPITAL LLC	FHLMC NOTES			140,000.00	**140,000.00**
		Totals for 02/22/2018					**405,460,877.27**	**400,000,000.00**	**236,875.00**	**-5,224,002.27**
38482	COMM	313385TP1	FHDN DISC NOTE	Purchase	UBS FINANCE	FHLB DISCOUNT	249,973,541.65			**-249,973,541.65**
38483	COMM	36960MBS1	GECAP DISC NOTE	Purchase	GENERAL ELECTRIC	GENERAL ELECTRIC	149,982,375.00			**-149,982,375.00**
38473	COMM	313385TL0	FHDN DISC NOTE	Redemption	UBS FINANCE	FHLB DISCOUNT		250,000,000.00		**250,000,000.00**
38474	COMM	36960MBP7	GECAP DISC NOTE	Redemption	GENERAL ELECTRIC	GENERAL ELECTRIC		150,000,000.00		**150,000,000.00**
		Totals for 02/23/2018					**399,955,916.65**	**400,000,000.00**		**44,083.35**
38484	COMM	313385TQ9	FHDN DISC NOTE	Purchase	UBS FINANCE	FHLB DISCOUNT	249,991,180.00			**-249,991,180.00**
38466	COMM	3134GSFE0	FEDERAL HOME LN	Purchase	INCAPITAL LLC	FHLMC NOTES	20,000,000.00			**-20,000,000.00**
38485	COMM	36960MBT9	GECAP DISC NOTE	Purchase	GENERAL ELECTRIC	GENERAL ELECTRIC	149,994,125.01			**-149,994,125.01**
36580	COMM	037833BN9	APPLE INC, SR GLBL	Redemption	JPMorganChase	APPLE INC		5,000,000.00		**5,000,000.00**
36590	COMM	3134G8L98	FEDERAL HOME LN	Redemption	CITIGROUP GLOBAL	FHLMC NOTES		5,000,000.00		**5,000,000.00**
36591	COMM	3134G8L98	FEDERAL HOME LN	Redemption	FTN FINANCIAL	FHLMC NOTES		5,000,000.00		**5,000,000.00**
36592	COMM	3134G8L98	FEDERAL HOME LN	Redemption	DEUTSCHE BANK	FHLMC NOTES		5,000,000.00		**5,000,000.00**
36593	COMM	3134G8L98	FEDERAL HOME LN	Redemption	WELLS FARGO	FHLMC NOTES		5,000,000.00		**5,000,000.00**
38337	COMM	22534HY70	CRA 1.54% MAT	Redemption	ROYAL BANK OF	CREDIT AGRICOLE		50,000,000.00		**50,000,000.00**
38482	COMM	313385TP1	FHDN DISC NOTE	Redemption	UBS FINANCE	FHLB DISCOUNT		250,000,000.00		**250,000,000.00**
38483	COMM	36960MBS1	GECAP DISC NOTE	Redemption	GENERAL ELECTRIC	GENERAL ELECTRIC		150,000,000.00		**150,000,000.00**
36580	COMM	037833BN9	APPLE INC, SR GLBL	Interest	JPMorganChase	APPLE INC			32,500.00	**32,500.00**
36583	COMM	3134G8JT7	FEDERAL HOME LN	Interest	INCAPITAL LLC	FHLMC NOTES			93,750.00	**93,750.00**
36590	COMM	3134G8L98	FEDERAL HOME LN	Interest	CITIGROUP GLOBAL	FHLMC NOTES			26,250.00	**26,250.00**
36591	COMM	3134G8L98	FEDERAL HOME LN	Interest	FTN FINANCIAL	FHLMC NOTES			26,250.00	**26,250.00**
36592	COMM	3134G8L98	FEDERAL HOME LN	Interest	DEUTSCHE BANK	FHLMC NOTES			26,250.00	**26,250.00**
36593	COMM	3134G8L98	FEDERAL HOME LN	Interest	WELLS FARGO	FHLMC NOTES			26,250.00	**26,250.00**
37817	COMM	3134GBPM8	FEDERAL HOME LN	Interest	INCAPITAL LLC	FHLMC NOTES			150,000.00	**150,000.00**
38337	COMM	22534HY70	CRA 1.54% MAT	Interest	ROYAL BANK OF	CREDIT AGRICOLE			121,916.67	**121,916.67**
36893	COMM	05582QAD9	BMWOT 1.16% MAT	Interest	JPMorganChase	BMW VEHICLE			9,666.67	**9,666.67**
36893	COMM	05582QAD9	BMWOT 1.16% MAT	Redemption	JPMorganChase	BMW VEHICLE		320,750.47		**320,750.47**
38387	COMM	3137AYCE9	FHLMCM 2.682%	Interest	BREAN CAPITAL LLC	FHLMC Multi-Family			44,700.00	**44,700.00**
38387	COMM	3137AYCE9	FHLMCM 2.682%	Redemption	BREAN CAPITAL LLC	FHLMC Multi-Family		427,874.94		**427,874.94**
38387	COMM	3137AYCE9	FHLMCM 2.682%	Interest	BREAN CAPITAL LLC	FHLMC Multi-Family			-16,390.00	**-16,390.00**
38387	COMM	3137AYCE9	FHLMCM 2.682%	Redemption	BREAN CAPITAL LLC	FHLMC Multi-Family				**0.00**

Investment #	Fund	CUSIP	Inv Descrip	TransactionType	Dealer	Issuer	New Principal	Principal Paydowns	Interest	Total Cash
38391	COMM	3137AYCE9	FHLMCM 2.682%	Interest	BREAN CAPITAL LLC	FHLMC Multi-Family			16,762.50	**16,762.50**
38391	COMM	3137AYCE9	FHLMCM 2.682%	Redemption	BREAN CAPITAL LLC	FHLMC Multi-Family		160,372.50		**160,372.50**
38391	COMM	3137AYCE9	FHLMCM 2.682%	Interest	BREAN CAPITAL LLC	FHLMC Multi-Family			-8,381.25	**-8,381.25**
38391	COMM	3137AYCE9	FHLMCM 2.682%	Redemption	BREAN CAPITAL LLC	FHLMC Multi-Family				**0.00**
38412	COMM	09659QAD9	BMWOT 2.35% MAT	Interest	JPMorganChase	BMW VEHICLE			66,844.45	**66,844.45**
38412	COMM	09659QAD9	BMWOT 2.35% MAT	Redemption	JPMorganChase	BMW VEHICLE		602,485.37		**602,485.37**
		Totals for 02/26/2018					**419,985,305.01**	**476,511,483.28**	**616,369.04**	**57,142,547.31**
38486	COMM	313385TR7	FHDN DISC NOTE	Purchase	UBS FINANCE	FHLB DISCOUNT	249,991,111.10			**-249,991,111.10**
38477	COMM	3138LAYM5	FHLMCM 2.55% MAT	Purchase	BOK FINANCIAL	FNMA Multi-Family	3,572,184.22			**-3,572,184.22**
38487	COMM	36960MBU6	GECAP DISC NOTE	Purchase	GENERAL ELECTRIC	GENERAL ELECTRIC	149,994,083.34			**-149,994,083.34**
38484	COMM	313385TQ9	FHDN DISC NOTE	Redemption	UBS FINANCE	FHLB DISCOUNT		250,000,000.00		**250,000,000.00**
38485	COMM	36960MBT9	GECAP DISC NOTE	Redemption	GENERAL ELECTRIC	GENERAL ELECTRIC		150,000,000.00		**150,000,000.00**
36393	COMM	3134G74S7	FEDERAL HOME LN	Interest	INCAPITAL LLC	FHLMC NOTES			25,000.00	**25,000.00**
		Totals for 02/27/2018					**403,557,378.66**	**400,000,000.00**	**25,000.00**	**-3,532,378.66**
38488	COMM	313385TS5	FHDN DISC NOTE	Purchase	UBS FINANCE	FHLB DISCOUNT	49,998,611.11			**-49,998,611.11**
38489	COMM	313385TS5	FHDN DISC NOTE	Purchase	UBS FINANCE	FHLB DISCOUNT	199,993,777.76			**-199,993,777.76**
38490	COMM	36960MC19	GECAP DISC NOTE	Purchase	GENERAL ELECTRIC	GENERAL ELECTRIC	149,994,083.34			**-149,994,083.34**
38476	COMM	47788CAC6	JDOT 2.66% MAT	Purchase	ROYAL BANK OF	JOHN DEERE	8,249,406.83			**-8,249,406.83**
38475	COMM	65478DAD9	NALT 2.65% MAT	Purchase	MERRILL LYNCH	NISSAN AUTO	18,497,885.45			**-18,497,885.45**
35447	COMM	3135G0VC4	FEDERAL NATL MTG	Redemption	KEYBANC CAPITAL	FNMA NOTES		10,000,000.00		**10,000,000.00**
35454	COMM	3135G0VC4	FEDERAL NATL MTG	Redemption	KEYBANC CAPITAL	FNMA NOTES		6,000,000.00		**6,000,000.00**
38486	COMM	313385TR7	FHDN DISC NOTE	Redemption	UBS FINANCE	FHLB DISCOUNT		250,000,000.00		**250,000,000.00**
38487	COMM	36960MBU6	GECAP DISC NOTE	Redemption	GENERAL ELECTRIC	GENERAL ELECTRIC		150,000,000.00		**150,000,000.00**
35447	COMM	3135G0VC4	FEDERAL NATL MTG	Interest	KEYBANC CAPITAL	FNMA NOTES			56,500.00	**56,500.00**
35454	COMM	3135G0VC4	FEDERAL NATL MTG	Interest	KEYBANC CAPITAL	FNMA NOTES			33,900.00	**33,900.00**
37578	COMM	3134GA5T7	FHLMC 2.125% MAT	Interest	INCAPITAL LLC	FHLMC NOTES			37,187.50	**37,187.50**
37579	COMM	3134GA5T7	FHLMC 2.125% MAT	Interest	INCAPITAL LLC	FHLMC NOTES			212,500.00	**212,500.00**
37580	COMM	3134GA6W9	FEDERAL HOME LN	Interest	INCAPITAL LLC	FHLMC NOTES			83,625.00	**83,625.00**
38016	COMM	3130ABZE9	FEDERAL HOME	Interest	INCAPITAL LLC	FHLB NOTES			69,300.00	**69,300.00**
38271	COMM	3130AD3E0	FEDERAL HOME	Interest	DEUTSCHE BANK	FHLB NOTES			61,870.85	**61,870.85**
38302	COMM	912828TN0	UNITED STATES	Interest	DEUTSCHE BANK	U.S. TREASURY			125,000.00	**125,000.00**
38302	COMM	912828TN0	UNITED STATES	Accr Int	DEUTSCHE BANK	U.S. TREASURY		75,966.85	-75,966.85	**0.00**
		Totals for 02/28/2018					**426,733,764.49**	**416,075,966.85**	**603,916.50**	**-10,053,881.14**
38491	COMM	313385TT3	FHDN DISC NOTE	Purchase	UBS FINANCE	FHLB DISCOUNT	249,991,458.35			**-249,991,458.35**
38492	COMM	36960MC27	GECAP DISC NOTE	Purchase	GENERAL ELECTRIC	GENERAL ELECTRIC	149,994,083.34			**-149,994,083.34**
38488	COMM	313385TS5	FHDN DISC NOTE	Redemption	UBS FINANCE	FHLB DISCOUNT		50,000,000.00		**50,000,000.00**
38489	COMM	313385TS5	FHDN DISC NOTE	Redemption	UBS FINANCE	FHLB DISCOUNT		200,000,000.00		**200,000,000.00**
38490	COMM	36960MC19	GECAP DISC NOTE	Redemption	GENERAL ELECTRIC	GENERAL ELECTRIC		150,000,000.00		**150,000,000.00**
38024	COMM	3133EHWM1	FEDERAL FARM CR	Interest	INCAPITAL LLC	FFCB NOTES			25,500.00	**25,500.00**

Investment #	Fund	CUSIP	Inv Descrip	TransactionType	Dealer	Issuer	New Principal	Principal Paydowns	Interest	Total Cash
38025	COMM	3133EHWM1	FEDERAL FARM CR	Interest	INCAPITAL LLC	FFCB NOTES			42,500.00	**42,500.00**
38026	COMM	3133EHWM1	FEDERAL FARM CR	Interest	INCAPITAL LLC	FFCB NOTES			59,500.00	**59,500.00**
38368	COMM	3133EFF28	FEDERAL FARM CR	Interest	INCAPITAL LLC	FFCB NOTES			43,271.25	**43,271.25**
38368	COMM	3133EFF28	FEDERAL FARM CR	Accr Int	INCAPITAL LLC	FFCB NOTES		29,809.08	-29,809.08	**0.00**
		Totals for 03/01/2018					**399,985,541.69**	**400,029,809.08**	**140,962.17**	**185,229.56**
38493	COMM	313385TW6	FHDN DISC NOTE	Purchase	UBS FINANCE	FHLB DISCOUNT	249,973,958.35			**-249,973,958.35**
38494	COMM	36960MC50	GECAP DISC NOTE	Purchase	GENERAL ELECTRIC	GENERAL ELECTRIC	149,982,249.99			**-149,982,249.99**
35694	COMM	166764AV2	CHEVRON CORP	Redemption	BARCLAYS CAPITAL	CHEVRON CORP.		10,000,000.00		**10,000,000.00**
38491	COMM	313385TT3	FHDN DISC NOTE	Redemption	UBS FINANCE	FHLB DISCOUNT		250,000,000.00		**250,000,000.00**
38492	COMM	36960MC27	GECAP DISC NOTE	Redemption	GENERAL ELECTRIC	GENERAL ELECTRIC		150,000,000.00		**150,000,000.00**
35694	COMM	166764AV2	CHEVRON CORP	Interest	BARCLAYS CAPITAL	CHEVRON CORP.			68,250.00	**68,250.00**
37502	COMM	3133EHBA0	FEDERAL FARM CR	Interest	INCAPITAL LLC	FFCB NOTES			152,000.00	**152,000.00**
34292	COMM	SYS34292	MSTI 0.%	Interest		MORGAN STANLEY			189.73	**189.73**
34292	COMM	SYS34292	MSTI 0.%	Purchase		MORGAN STANLEY	189.73			**-189.73**
37590	COMM	SYS37590	JPM TE 0.44%	Interest	JPMorganChase	JPM TE MMK FD			35.63	**35.63**
37590	COMM	SYS37590	JPM TE 0.44%	Purchase	JPMorganChase	JPM TE MMK FD	35.63			**-35.63**
		Totals for 03/02/2018					**399,956,433.70**	**410,000,000.00**	**220,475.36**	**10,264,041.66**
38497	COMM	313385TX4	FHDN DISC NOTE	Purchase	UBS FINANCE	FHLB DISCOUNT	249,991,458.35			**-249,991,458.35**
38498	COMM	36960MC68	GECAP DISC NOTE	Purchase	GENERAL ELECTRIC	GENERAL ELECTRIC	149,994,083.34			**-149,994,083.34**
38493	COMM	313385TW6	FHDN DISC NOTE	Redemption	UBS FINANCE	FHLB DISCOUNT		250,000,000.00		**250,000,000.00**
38494	COMM	36960MC50	GECAP DISC NOTE	Redemption	GENERAL ELECTRIC	GENERAL ELECTRIC		150,000,000.00		**150,000,000.00**
37503	COMM	166764BP4	CHEVRON CORP	Interest	CITIGROUP GLOBAL	CHEVRON CORP.			79,640.00	**79,640.00**
		Totals for 03/05/2018					**399,985,541.69**	**400,000,000.00**	**79,640.00**	**94,098.31**
38499	COMM	313385TY2	FHDN DISC NOTE	Purchase	UBS FINANCE	FHLB DISCOUNT	249,991,319.45			**-249,991,319.45**
38500	COMM	36960MC76	GECAP DISC NOTE	Purchase	GENERAL ELECTRIC	GENERAL ELECTRIC	149,994,083.34			**-149,994,083.34**
38495	COMM	30231GAP7	EXXON MOBIL	Purchase	INCAPITAL LLC	EXXON MOBIL	6,708,777.59			**-6,708,777.59**
35710	COMM	30231GAL6	EXXON MOBIL	Redemption	JPMorganChase	EXXON MOBIL		50,000,000.00		**50,000,000.00**
38497	COMM	313385TX4	FHDN DISC NOTE	Redemption	UBS FINANCE	FHLB DISCOUNT		250,000,000.00		**250,000,000.00**
38498	COMM	36960MC68	GECAP DISC NOTE	Redemption	GENERAL ELECTRIC	GENERAL ELECTRIC		150,000,000.00		**150,000,000.00**
35710	COMM	30231GAL6	EXXON MOBIL	Interest	JPMorganChase	EXXON MOBIL			326,250.00	**326,250.00**
35847	COMM	3135G0UU5	FEDERAL NATL MTG	Interest	BREAN CAPITAL LLC	FNMA NOTES			61,250.00	**61,250.00**
35856	COMM	3135G0UU5	FEDERAL NATL MTG	Interest	BREAN CAPITAL LLC	FNMA NOTES			127,610.00	**127,610.00**
		Totals for 03/06/2018					**406,694,180.38**	**450,000,000.00**	**515,110.00**	**43,820,929.62**
38501	COMM	313385TZ9	FHDN DISC NOTE	Purchase	UBS FINANCE	FHLB DISCOUNT	249,991,319.45			**-249,991,319.45**
38502	COMM	36960MC84	GECAP DISC NOTE	Purchase	GENERAL ELECTRIC	GENERAL ELECTRIC	149,994,083.34			**-149,994,083.34**
38499	COMM	313385TY2	FHDN DISC NOTE	Redemption	UBS FINANCE	FHLB DISCOUNT		250,000,000.00		**250,000,000.00**
38500	COMM	36960MC76	GECAP DISC NOTE	Redemption	GENERAL ELECTRIC	GENERAL ELECTRIC		150,000,000.00		**150,000,000.00**
		Totals for 03/07/2018					**399,985,402.79**	**400,000,000.00**		**14,597.21**

Investment #	Fund	CUSIP	Inv Descrip	TransactionType	Dealer	Issuer	New Principal	Principal Paydowns	Interest	Total Cash
38511	COMM	313385UA2	FHLB DISC NOTE	Purchase	UBS FINANCE	FHLB NOTES	249,991,319.45			-249,991,319.45
38508	COMM	36960MC92	GE DISC NOTE MAT	Purchase	GENERAL ELECTRIC	GENERAL ELECTRIC	149,994,083.34			-149,994,083.34
38504	COMM	478160BR4	JOHNSON &	Purchase	INCAPITAL LLC	JOHNSON &	25,027,631.48			-25,027,631.48
38503	COMM	880591EV0	TENNESSEE	Purchase	BARCLAYS CAPITAL	TENNESSEE	19,956,800.00			-19,956,800.00
38501	COMM	313385TZ9	FHDN DISC NOTE	Redemption	UBS FINANCE	FHLB DISCOUNT		250,000,000.00		250,000,000.00
38502	COMM	36960MC84	GECAP DISC NOTE	Redemption	GENERAL ELECTRIC	GENERAL ELECTRIC		150,000,000.00		150,000,000.00
35867	COMM	313378QK0	FEDERAL HOME	Interest	UBS FINANCE	FHLB NOTES			93,750.00	93,750.00
36707	COMM	3133782M2	FEDERAL HOME	Interest	MERRILL LYNCH	FHLB NOTES			150,112.50	150,112.50
		Totals for 03/08/2018					**444,969,834.27**	**400,000,000.00**	**243,862.50**	**-44,725,971.77**
38513	COMM	313385UD6	FHLBD DISC NOTE	Purchase	UBS FINANCE	FHLB DISCO	249,973,541.65			-249,973,541.65
38512	COMM	36960MCC5	GE DISC NOTE MAT	Purchase	GENERAL ELECTRIC	GENERAL ELECTRIC	149,982,249.99			-149,982,249.99
38505	COMM	30231GAP7	EXXON MOBIL	Purchase	INCAPITAL LLC	EXXON MOBIL	8,223,010.13			-8,223,010.13
35922	COMM	313378A43	FEDERAL HOME	Redemption	BREAN CAPITAL LLC	FHLB NOTES		10,000,000.00		10,000,000.00
36053	COMM	313378A43	FEDERAL HOME	Redemption	KEYBANC CAPITAL	FHLB NOTES		5,000,000.00		5,000,000.00
36059	COMM	313378A43	FEDERAL HOME	Redemption	KEYBANC CAPITAL	FHLB NOTES		5,000,000.00		5,000,000.00
36735	COMM	313378A43	FEDERAL HOME	Redemption	KEYBANC CAPITAL	FHLB NOTES		20,000,000.00		20,000,000.00
38508	COMM	36960MC92	GE DISC NOTE MAT	Redemption	GENERAL ELECTRIC	GENERAL ELECTRIC		150,000,000.00		150,000,000.00
38511	COMM	313385UA2	FHLB DISC NOTE	Redemption	UBS FINANCE	FHLB NOTES		250,000,000.00		250,000,000.00
35922	COMM	313378A43	FEDERAL HOME	Interest	BREAN CAPITAL LLC	FHLB NOTES			68,750.00	68,750.00
36053	COMM	313378A43	FEDERAL HOME	Interest	KEYBANC CAPITAL	FHLB NOTES			34,375.00	34,375.00
36059	COMM	313378A43	FEDERAL HOME	Interest	KEYBANC CAPITAL	FHLB NOTES			34,375.00	34,375.00
36735	COMM	313378A43	FEDERAL HOME	Interest	KEYBANC CAPITAL	FHLB NOTES			137,500.00	137,500.00
		Totals for 03/09/2018					**408,178,801.77**	**440,000,000.00**	**275,000.00**	**32,096,198.23**
36993	COMM	313380WG8	FEDERAL HOME	Interest	INCAPITAL LLC	FHLB NOTES			134,062.50	134,062.50
37022	COMM	313380WG8	FEDERAL HOME	Interest		FHLB NOTES			82,500.00	82,500.00
37054	COMM	313380WG8	FEDERAL HOME	Interest	KEYBANC CAPITAL	FHLB NOTES			68,750.00	68,750.00
37072	COMM	313380WG8	FEDERAL HOME	Interest	KEYBANC CAPITAL	FHLB NOTES			95,287.50	95,287.50
37726	COMM	313378CR0	FHLB 2.25% MAT	Interest	KEYBANC CAPITAL	FHLB NOTES			281,250.00	281,250.00
38269	COMM	3130A66T9	FEDERAL HOME	Interest	KEYBANC CAPITAL	FHLB NOTES			203,125.00	203,125.00
38269	COMM	3130A66T9	FEDERAL HOME	Accr Int	KEYBANC CAPITAL	FHLB NOTES		103,819.44	-103,819.44	0.00
38436	COMM	313370US5	FEDERAL HOME	Interest	KEYBANC CAPITAL	FHLB NOTES			71,875.00	71,875.00
38436	COMM	313370US5	FEDERAL HOME	Accr Int	KEYBANC CAPITAL	FHLB NOTES		57,500.00	-57,500.00	0.00
		Totals for 03/11/2018						**161,319.44**	**775,530.56**	**936,850.00**
38516	COMM	313385UE4	FHLBD DISC NOTE	Purchase	UBS FINANCE	FHLB DISCO	249,990,972.20			-249,990,972.20
38514	COMM	36960MCD3	GE DISC NOTE MAT	Purchase	GENERAL ELECTRIC	GENERAL ELECTRIC	149,994,041.67			-149,994,041.67
38515	COMM	30231GAD4	EXXON MOBIL	Purchase	INCAPITAL LLC	EXXON MOBIL	13,058,414.42			-13,058,414.42
38512	COMM	36960MCC5	GE DISC NOTE MAT	Redemption	GENERAL ELECTRIC	GENERAL ELECTRIC		150,000,000.00		150,000,000.00
38513	COMM	313385UD6	FHLBD DISC NOTE	Redemption	UBS FINANCE	FHLB DISCO		250,000,000.00		250,000,000.00
37711	COMM	313382K69	FEDERAL HOME	Interest	KEYBANC CAPITAL	FHLB NOTES			226,275.00	226,275.00

Investment #	Fund	CUSIP	Inv Descrip	TransactionType	Dealer	Issuer	New Principal	Principal Paydowns	Interest	Total Cash
		Totals for 03/12/2018					**413,043,428.29**	**400,000,000.00**	**226,275.00**	**-12,817,153.29**
38518	COMM	313385UF1	FHDN DISC NOTE	Purchase	UBS FINANCE	FHLB DISCOUNT	249,990,625.00			**-249,990,625.00**
38517	COMM	36960MCE1	GE DISC NOTE MAT	Purchase	GENERAL ELECTRIC	GENERAL ELECTRIC	149,993,958.33			**-149,993,958.33**
38514	COMM	36960MCD3	GE DISC NOTE MAT	Redemption	GENERAL ELECTRIC	GENERAL ELECTRIC		150,000,000.00		**150,000,000.00**
38516	COMM	313385UE4	FHLBD DISC NOTE	Redemption	UBS FINANCE	FHLB DISCO		250,000,000.00		**250,000,000.00**
35826	COMM	313383VN8	FEDERAL HOME	Interest	WELLS FARGO	FHLB NOTES			94,600.00	**94,600.00**
35827	COMM	313383VN8	FEDERAL HOME	Interest	KEYBANC CAPITAL	FHLB NOTES			251,550.00	**251,550.00**
36756	COMM	313378J77	FEDERAL HOME	Interest	INCAPITAL LLC	FHLB NOTES			140,625.00	**140,625.00**
36760	COMM	313378J77	FEDERAL HOME	Interest	INCAPITAL LLC	FHLB NOTES			56,250.00	**56,250.00**
36886	COMM	313378J77	FEDERAL HOME	Interest	KEYBANC CAPITAL	FHLB NOTES			140,625.00	**140,625.00**
37778	COMM	313378J77	FEDERAL HOME	Interest	KEYBANC CAPITAL	FHLB NOTES			131,250.00	**131,250.00**
		Totals for 03/13/2018					**399,984,583.33**	**400,000,000.00**	**814,900.00**	**830,316.67**
38520	COMM	313385UG9	FHDN DISC NOTE	Purchase		FHLB DISCOUNT	249,990,625.00			**-249,990,625.00**
38519	COMM	36960MCF8	GE DISC NOTE MAT	Purchase	GENERAL ELECTRIC	GENERAL ELECTRIC	149,993,958.33			**-149,993,958.33**
36440	COMM	3133EFSG3	FEDERAL FARM CR	Redemption	Daiwa Capital Market	FFCB NOTES		20,000,000.00		**20,000,000.00**
36441	COMM	3133EFSG3	FEDERAL FARM CR	Redemption	WELLS FARGO	FFCB NOTES		15,000,000.00		**15,000,000.00**
38517	COMM	36960MCE1	GE DISC NOTE MAT	Redemption	GENERAL ELECTRIC	GENERAL ELECTRIC		150,000,000.00		**150,000,000.00**
38518	COMM	313385UF1	FHDN DISC NOTE	Redemption	UBS FINANCE	FHLB DISCOUNT		250,000,000.00		**250,000,000.00**
36228	COMM	3130A6AE7	FEDERAL HOME	Interest	KEYBANC CAPITAL	FHLB NOTES			28,125.00	**28,125.00**
36440	COMM	3133EFSG3	FEDERAL FARM CR	Interest	Daiwa Capital Market	FFCB NOTES			110,000.00	**110,000.00**
36441	COMM	3133EFSG3	FEDERAL FARM CR	Interest	WELLS FARGO	FFCB NOTES			82,500.00	**82,500.00**
36508	COMM	313375K48	FEDERAL HOME	Interest	BREAN CAPITAL LLC	FHLB NOTES			200,000.00	**200,000.00**
37626	COMM	3130A6AE7	FEDERAL HOME	Interest	INCAPITAL LLC	FHLB NOTES			112,500.00	**112,500.00**
		Totals for 03/14/2018					**399,984,583.33**	**435,000,000.00**	**533,125.00**	**35,548,541.67**
38506	COMM	3133EJGH6	FEDERAL FARM CR	Purchase	INCAPITAL LLC	FFCB NOTES	23,006,440.00			**-23,006,440.00**
38522	COMM	313385UH7	FHDN DISC NOTE	Purchase	UBS FINANCE	FHLB DISCOUNT	249,990,625.00			**-249,990,625.00**
38521	COMM	36960MCG6	GE DISC NOTE MAT	Purchase		GENERAL ELECTRIC	149,993,874.99			**-149,993,874.99**
38524	COMM	742718EQ8	PG 1.7% MAT	Purchase	MIZUHO	PROCTER &	19,391,866.67			**-19,391,866.67**
36753	COMM	89231UAD9	TOYO 1.3% MAT	Redemption	CITIGROUP GLOBAL	TOYOTA AUTO REC		254,333.65		**254,333.65**
36753	COMM	89231UAD9	TOYO 1.3% MAT	Cap G/L	CITIGROUP GLOBAL	TOYOTA AUTO REC		13.00		**13.00**
38519	COMM	36960MCF8	GE DISC NOTE MAT	Redemption	GENERAL ELECTRIC	GENERAL ELECTRIC		150,000,000.00		**150,000,000.00**
38520	COMM	313385UG9	FHDN DISC NOTE	Redemption		FHLB DISCOUNT		250,000,000.00		**250,000,000.00**
36620	COMM	084664CG4	BERKSHIRE	Interest	JPMorganChase	BERKSHIRE			42,500.00	**42,500.00**
36753	COMM	89231UAD9	TOYO 1.3% MAT	Interest	CITIGROUP GLOBAL	TOYOTA AUTO REC			3,619.98	**3,619.98**
36896	COMM	3130A7L37	FEDERAL HOME	Interest	WELLS FARGO	FHLB NOTES			31,250.00	**31,250.00**
38515	COMM	30231GAD4	EXXON MOBIL	Interest	INCAPITAL LLC	EXXON MOBIL			118,235.00	**118,235.00**
38515	COMM	30231GAD4	EXXON MOBIL	Accr Int	INCAPITAL LLC	EXXON MOBIL		116,264.42	-116,264.42	**0.00**
35726	COMM	47787UAD5	JDOT 1.32% MAT	Interest	CITIGROUP GLOBAL	JOHN DEERE			1,167.35	**1,167.35**
35726	COMM	47787UAD5	JDOT 1.32% MAT	Redemption	CITIGROUP GLOBAL	JOHN DEERE		264,516.67		**264,516.67**

Investment #	Fund	CUSIP	Inv Descrip	TransactionType	Dealer	Issuer	New Principal	Principal Paydowns	Interest	Total Cash
35953	COMM	161571GY4	CHAIT 1.36% MAT	Interest	JPMorganChase	CHASE ISSUANCE			28,333.33	**28,333.33**
35953	COMM	161571GY4	CHAIT 1.36% MAT	Redemption	JPMorganChase	CHASE ISSUANCE		1,071,497.08		**1,071,497.08**
36216	COMM	47787WAC3	JDOT 1.44% MAT	Interest	ROYAL BANK OF	JOHN DEERE			2,836.95	**2,836.95**
36216	COMM	47787WAC3	JDOT 1.44% MAT	Redemption	ROYAL BANK OF	JOHN DEERE		316,248.45		**316,248.45**
36557	COMM	65478UAD1	NALT 1.34% MAT	Interest	MERRILL LYNCH	NISSAN AUTO			6,298.77	**6,298.77**
36557	COMM	65478UAD1	NALT 1.34% MAT	Redemption	MERRILL LYNCH	NISSAN AUTO		378,169.89		**378,169.89**
36600	COMM	47788MAC4	JDOT 1.36% MAT	Interest	MERRILL LYNCH	JOHN DEERE			8,997.21	**8,997.21**
36600	COMM	47788MAC4	JDOT 1.36% MAT	Redemption	MERRILL LYNCH	JOHN DEERE		666,062.39		**666,062.39**
36601	COMM	89237KAD5	TAOT 1.25% MAT	Interest	MERRILL LYNCH	TOYOTA AUTO REC			11,140.72	**11,140.72**
36601	COMM	89237KAD5	TAOT 1.25% MAT	Redemption	MERRILL LYNCH	TOYOTA AUTO REC		894,856.10		**894,856.10**
36623	COMM	58768FAD8	MBALT 1.52% MAT	Interest	BARCLAYS CAPITAL	MERCEDES-BENZ			14,382.54	**14,382.54**
36623	COMM	58768FAD8	MBALT 1.52% MAT	Redemption	BARCLAYS CAPITAL	MERCEDES-BENZ		3,617,985.93		**3,617,985.93**
36800	COMM	43814QAC2	HAROT 1.39% MAT	Interest	MERRILL LYNCH	HONDA AUTO			11,550.02	**11,550.02**
36800	COMM	43814QAC2	HAROT 1.39% MAT	Redemption	MERRILL LYNCH	HONDA AUTO		796,882.22		**796,882.22**
36905	COMM	47788NAC2	JDOT 1.25% MAT	Interest	ROYAL BANK OF	JOHN DEERE			9,128.20	**9,128.20**
36905	COMM	47788NAC2	JDOT 1.25% MAT	Redemption	ROYAL BANK OF	JOHN DEERE		170,983.55		**170,983.55**
36929	COMM	161571HF4	CHAIT 1.27% MAT	Interest	JPMorganChase	CHASE ISSUANCE			24,341.67	**24,341.67**
36929	COMM	161571HF4	CHAIT 1.27% MAT	Redemption	JPMorganChase	CHASE ISSUANCE		-0.01		**-0.01**
37035	COMM	89231LAD9	TAOT 1.23% MAT	Interest	JPMorganChase	TOYOTA AUTO REC			14,350.00	**14,350.00**
37035	COMM	89231LAD9	TAOT 1.23% MAT	Redemption	JPMorganChase	TOYOTA AUTO REC		469,588.72		**469,588.72**
37065	COMM	58768MAC5	MBALT 1.35% MAT	Interest	BANK OF AMERICA	MERCEDES-BENZ			5,625.00	**5,625.00**
37065	COMM	58768MAC5	MBALT 1.35% MAT	Redemption	BANK OF AMERICA	MERCEDES-BENZ		288,730.46		**288,730.46**
37568	COMM	89238MAD0	TAOT 1.73% MAT	Interest	BANK OF AMERICA	TOYOTA AUTO REC			14,416.67	**14,416.67**
37568	COMM	89238MAD0	TAOT 1.73% MAT	Redemption	BANK OF AMERICA	TOYOTA AUTO REC		282,978.34		**282,978.34**
37862	COMM	02582JHG8	AME 1.64% MAT	Interest	ROYAL BANK OF	AMERICAN			46,466.67	**46,466.67**
37862	COMM	02582JHG8	AME 1.64% MAT	Redemption	ROYAL BANK OF	AMERICAN		772,508.88		**772,508.88**
37976	COMM	43811BAC8	HAROT 1.68% MAT	Interest	CITIGROUP GLOBAL	HONDA AUTO			39,200.00	**39,200.00**
37976	COMM	43811BAC8	HAROT 1.68% MAT	Redemption	CITIGROUP GLOBAL	HONDA AUTO		673,551.03		**673,551.03**
38137	COMM	89238KAD4	TAOT 1.93% MAT	Interest	JPMorganChase	TOYOTA AUTO REC			38,599.99	**38,599.99**
38137	COMM	89238KAD4	TAOT 1.93% MAT	Redemption	JPMorganChase	TOYOTA AUTO REC		-0.01		**-0.01**
38475	COMM	65478DAD9	NALT 2.65% MAT	Interest	MERRILL LYNCH	NISSAN AUTO			23,150.69	**23,150.69**
38475	COMM	65478DAD9	NALT 2.65% MAT	Redemption	MERRILL LYNCH	NISSAN AUTO		339,116.59		**339,116.59**
		Totals for 03/15/2018					**442,382,806.66**	**411,374,287.35**	**379,326.34**	**-30,629,192.97**
38525	COMM	36960MCK7	GE DISC NOTE MAT	Purchase	GENERAL ELECTRIC	GENERAL ELECTRIC	149,981,499.99			**-149,981,499.99**
38526	COMM	742718EQ8	PG 1.7% MAT	Purchase	MIZUHO	PROCTER &	9,703,205.56			**-9,703,205.56**
38293	COMM	17305TTY8	CITINA 1.7% MAT	Redemption	CITIGROUP GLOBAL	CITI BANK NA		50,000,000.00		**50,000,000.00**
38316	COMM	06417GF45	BNSHOU 1.73% MAT	Redemption	CITIGROUP GLOBAL	BANK OF NOVA		50,000,000.00		**50,000,000.00**
38521	COMM	36960MCG6	GE DISC NOTE MAT	Redemption		GENERAL ELECTRIC		150,000,000.00		**150,000,000.00**
38522	COMM	313385UH7	FHDN DISC NOTE	Redemption	UBS FINANCE	FHLB DISCOUNT		250,000,000.00		**250,000,000.00**
37509	COMM	3136G4MD2	FEDERAL NATL MTG	Interest	INCAPITAL LLC	FNMA NOTES			27,750.00	**27,750.00**

Investment #	Fund	CUSIP	Inv Descrip	TransactionType	Dealer	Issuer	New Principal	Principal Paydowns	Interest	Total Cash
38293	COMM	17305TTY8	CITINA 1.7% MAT	Interest	CITIGROUP GLOBAL	CITI BANK NA			207,777.78	**207,777.78**
38316	COMM	06417GF45	BNSHOU 1.73% MAT	Interest	CITIGROUP GLOBAL	BANK OF NOVA			206,638.89	**206,638.89**
		Totals for 03/16/2018					**159,684,705.55**	**500,000,000.00**	**442,166.67**	**340,757,461.12**
36956	COMM	58769BAD6	MBART 1.26% MAT	Interest	CITIGROUP GLOBAL	MERCEDES -BENZ			12,636.68	**12,636.68**
36956	COMM	58769BAD6	MBART 1.26% MAT	Redemption	CITIGROUP GLOBAL	MERCEDES -BENZ		300,832.22		**300,832.22**
37507	COMM	47787XAC1	JDOT 1.78% MAT	Interest	BANK OF AMERICA	JOHN DEERE			12,608.33	**12,608.33**
37507	COMM	47787XAC1	JDOT 1.78% MAT	Redemption	BANK OF AMERICA	JOHN DEERE		234,321.56		**234,321.56**
		Totals for 03/17/2018						**535,153.78**	**25,245.01**	**560,398.79**
35814	COMM	3135G0YM9	FEDERAL NATL MTG	Interest	BMO CAPITAL	FNMA NOTES			234,375.00	**234,375.00**
37548	COMM	3130AAXX1	FHLB 1.4918% MAT	Interest	BANK OF AMERICA	FHLB NOTES			137,500.00	**137,500.00**
37549	COMM	3130AAXX1	FHLB 1.4918% MAT	Interest	DEUTSCHE BANK	FHLB NOTES			137,500.00	**137,500.00**
37614	COMM	3130AAXX1	FHLB 1.4918% MAT	Interest	JEFFERIES & CO,	FHLB NOTES			171,875.00	**171,875.00**
		Totals for 03/18/2018							**681,250.00**	**681,250.00**
38528	COMM	313385UM6	FHDN DISC NOTE	Purchase	UBS FINANCE	FHLB DISCOUNT	249,990,625.00			**-249,990,625.00**
38527	COMM	36960MCL5	GE DISC NOTE MAT	Purchase	GENERAL ELECTRIC	GENERAL ELECTRIC	149,993,958.33			**-149,993,958.33**
38529	COMM	191216BT6	KOPP 1.875% MAT	Purchase	INCAPITAL LLC	Coca-Cola Co	7,403,893.75			**-7,403,893.75**
36407	COMM	3130A4PA4	FEDERAL HOME	Redemption	KEYBANC CAPITAL	FHLB NOTES		10,000,000.00		**10,000,000.00**
37656	COMM	3130A7CX1	FEDERAL HOME	Redemption	MIZUHO	FHLB NOTES		25,000,000.00		**25,000,000.00**
38525	COMM	36960MCK7	GE DISC NOTE MAT	Redemption	GENERAL ELECTRIC	GENERAL ELECTRIC		150,000,000.00		**150,000,000.00**
36407	COMM	3130A4PA4	FEDERAL HOME	Interest	KEYBANC CAPITAL	FHLB NOTES			55,000.00	**55,000.00**
37656	COMM	3130A7CX1	FEDERAL HOME	Interest	MIZUHO	FHLB NOTES			109,375.00	**109,375.00**
38303	COMM	78009N5M4	RBC 1.735% MAT	Interest	ROYAL BANK OF	ROYAL BANK OF			55,012.52	**55,012.52**
36587	COMM	43814NAC9	HAROT 1.22% MAT	Interest	JPMorganChase	HONDA AUTO			9,225.98	**9,225.98**
36587	COMM	43814NAC9	HAROT 1.22% MAT	Redemption	JPMorganChase	HONDA AUTO		838,886.23		**838,886.23**
37059	COMM	43814RAC0	HAROT 1.21% MAT	Interest	BARCLAYS CAPITAL	HONDA AUTO			11,595.83	**11,595.83**
37059	COMM	43814RAC0	HAROT 1.21% MAT	Redemption	BARCLAYS CAPITAL	HONDA AUTO		364,762.22		**364,762.22**
		Totals for 03/19/2018					**407,388,477.08**	**186,203,648.45**	**240,209.33**	**-220,944,619.30**
38531	COMM	313385UN4	FHDN DISC NOTE	Purchase	UBS FINANCE	FHLB DISCOUNT	249,990,625.00			**-249,990,625.00**
38643	COMM	3137B36J2	FHLMCM 3.32% MAT	Purchase	BARCLAYS CAPITAL	FHLMC Multi-Family	20,406,335.70			**-20,406,335.70**
38530	COMM	36960MCM3	GE DISC NOTE MAT	Purchase	GENERAL ELECTRIC	GENERAL ELECTRIC	149,993,874.99			**-149,993,874.99**
38527	COMM	36960MCL5	GE DISC NOTE MAT	Redemption	GENERAL ELECTRIC	GENERAL ELECTRIC		150,000,000.00		**150,000,000.00**
38528	COMM	313385UM6	FHDN DISC NOTE	Redemption	UBS FINANCE	FHLB DISCOUNT		250,000,000.00		**250,000,000.00**
37265	COMM	3133EGX67	FFCB 0.859% MAT	Interest	INCAPITAL LLC	FFCB NOTES			46,652.08	**46,652.08**
37566	COMM	3133EHCX9	FEDERAL FARM CR	Interest	INCAPITAL LLC	FFCB NOTES			97,693.75	**97,693.75**
37574	COMM	3133EHCX9	FEDERAL FARM CR	Interest	KEYBANC CAPITAL	FFCB NOTES			181,250.00	**181,250.00**
38046	COMM	3133EHZA4	FEDERAL FARM CR	Interest	INCAPITAL LLC	FFCB NOTES			83,000.00	**83,000.00**
36569	COMM	05581RAD8	BMWLT 1.34% MAT	Interest	MERRILL LYNCH	BMW VEHICLE			6,222.04	**6,222.04**
36569	COMM	05581RAD8	BMWLT 1.34% MAT	Redemption	MERRILL LYNCH	BMW VEHICLE		990,342.48		**990,342.48**

Investment #	Fund	CUSIP	Inv Descrip	TransactionType	Dealer	Issuer	New Principal	Principal Paydowns	Interest	Total Cash
37036	COMM	05582XAD4	BMWLT 1.43% MAT	Interest	MIZUHO	BMW VEHICLE			8,341.67	8,341.67
37036	COMM	05582XAD4	BMWLT 1.43% MAT	Redemption	MIZUHO	BMW VEHICLE		383,534.84		383,534.84
		Totals for 03/20/2018					**420,390,835.69**	**401,373,877.32**	**423,159.54**	**-18,593,798.83**
38646	COMM	02582JHQ6	AME 2.67% MAT	Purchase	BARCLAYS CAPITAL	AMERICAN	44,994,775.50			-44,994,775.50
38533	COMM	313385UP9	FHDN DISC NOTE	Purchase	UBS FINANCE	FHLB DISCOUNT	249,990,625.00			-249,990,625.00
38532	COMM	36960MCN1	GE DISC NOTE MAT	Purchase	GENERAL ELECTRIC	GENERAL ELECTRIC	149,993,874.99			-149,993,874.99
38530	COMM	36960MCM3	GE DISC NOTE MAT	Redemption	GENERAL ELECTRIC	GENERAL ELECTRIC		150,000,000.00		150,000,000.00
38531	COMM	313385UN4	FHDN DISC NOTE	Redemption	UBS FINANCE	FHLB DISCOUNT		250,000,000.00		250,000,000.00
35986	COMM	43813NAC0	HAROT 1.04% MAT	Interest	JPMorganChase	HONDA AUTO			561.71	561.71
35986	COMM	43813NAC0	HAROT 1.04% MAT	Redemption	JPMorganChase	HONDA AUTO		291,866.38		291,866.38
37615	COMM	43814TAC6	HAROT 1.72% MAT	Interest	BANK OF AMERICA	HONDA AUTO			23,649.99	23,649.99
37615	COMM	43814TAC6	HAROT 1.72% MAT	Redemption	BANK OF AMERICA	HONDA AUTO		-0.01		-0.01
		Totals for 03/21/2018					**444,979,275.49**	**400,291,866.37**	**24,211.70**	**-44,663,197.42**
38535	COMM	313385UQ7	FHDN DISC NOTE	Purchase	UBS FINANCE	FHLB DISCOUNT	249,989,583.35			-249,989,583.35
38534	COMM	36960MCP6	GE DISC NOTE MAT	Purchase	GENERAL ELECTRIC	GENERAL ELECTRIC	149,992,958.34			-149,992,958.34
38532	COMM	36960MCN1	GE DISC NOTE MAT	Redemption	GENERAL ELECTRIC	GENERAL ELECTRIC		150,000,000.00		150,000,000.00
38533	COMM	313385UP9	FHDN DISC NOTE	Redemption	UBS FINANCE	FHLB DISCOUNT		250,000,000.00		250,000,000.00
		Totals for 03/22/2018					**399,982,541.69**	**400,000,000.00**		**17,458.31**
38537	COMM	313385UT1	FHDN DISC NOTE	Purchase	UBS FINANCE	FHLB DISCOUNT	249,967,708.35			-249,967,708.35
38536	COMM	36960MCS0	GE DISC NOTE MAT	Purchase	GENERAL ELECTRIC	GENERAL ELECTRIC	149,978,750.01			-149,978,750.01
38534	COMM	36960MCP6	GE DISC NOTE MAT	Redemption	GENERAL ELECTRIC	GENERAL ELECTRIC		150,000,000.00		150,000,000.00
38535	COMM	313385UQ7	FHDN DISC NOTE	Redemption	UBS FINANCE	FHLB DISCOUNT		250,000,000.00		250,000,000.00
36966	COMM	48125LRG9	JPMCC 1.65% MAT	Interest	JPMorganChase	JPMORGAN			103,125.00	103,125.00
		Totals for 03/23/2018					**399,946,458.36**	**400,000,000.00**	**103,125.00**	**156,666.64**
37344	COMM	3134G3K90	FEDERAL HOME LN	Interest	INCAPITAL LLC	FHLMC NOTES			85,000.00	85,000.00
38412	COMM	09659QAD9	BMWOT 2.35% MAT	Interest	JPMorganChase	BMW VEHICLE			62,666.66	62,666.66
38412	COMM	09659QAD9	BMWOT 2.35% MAT	Redemption	JPMorganChase	BMW VEHICLE		-30,788,592.86		-30,788,592.86
		Totals for 03/25/2018						**-30,788,592.86**	**147,666.66**	**-30,640,926.20**
38539	COMM	313385UU8	FHDN DISC NOTE	Purchase	UBS FINANCE	FHLB DISCOUNT	249,988,900.00			-249,988,900.00
38538	COMM	36960MCT8	GE DISC NOTE MAT	Purchase	GENERAL ELECTRIC	GENERAL ELECTRIC	149,992,916.67			-149,992,916.67
38536	COMM	36960MCS0	GE DISC NOTE MAT	Redemption	GENERAL ELECTRIC	GENERAL ELECTRIC		150,000,000.00		150,000,000.00
38537	COMM	313385UT1	FHDN DISC NOTE	Redemption	UBS FINANCE	FHLB DISCOUNT		250,000,000.00		250,000,000.00
36893	COMM	05582QAD9	BMWOT 1.16% MAT	Interest	JPMorganChase	BMW VEHICLE			9,666.67	9,666.67
36893	COMM	05582QAD9	BMWOT 1.16% MAT	Redemption	JPMorganChase	BMW VEHICLE		331,314.86		331,314.86
38387	COMM	3137AYCE9	FHLMCM 2.682%	Interest	BREAN CAPITAL LLC	FHLMC Multi-Family			44,700.00	44,700.00
38387	COMM	3137AYCE9	FHLMCM 2.682%	Redemption	BREAN CAPITAL LLC	FHLMC Multi-Family		433,939.12		433,939.12
38391	COMM	3137AYCE9	FHLMCM 2.682%	Interest	BREAN CAPITAL LLC	FHLMC Multi-Family			16,762.50	16,762.50
38391	COMM	3137AYCE9	FHLMCM 2.682%	Redemption	BREAN CAPITAL LLC	FHLMC Multi-Family		162,645.43		162,645.43

Investment #	Fund	CUSIP	Inv Descrip	TransactionType	Dealer	Issuer	New Principal	Principal Paydowns	Interest	Total Cash
38465	COMM	3137AWQH1	FHLMCM 2.307%	Interest	BREAN CAPITAL LLC	FHLMC Multi-Family			10,727.55	**10,727.55**
38465	COMM	3137AWQH1	FHLMCM 2.307%	Redemption	BREAN CAPITAL LLC	FHLMC Multi-Family		121,820.74		**121,820.74**
38465	COMM	3137AWQH1	FHLMCM 2.307%	Interest	BREAN CAPITAL LLC	FHLMC Multi-Family			-7,509.29	**-7,509.29**
38465	COMM	3137AWQH1	FHLMCM 2.307%	Redemption	BREAN CAPITAL LLC	FHLMC Multi-Family				**0.00**
38477	COMM	3138LAYM5	FHLMCM 2.55% MAT	Interest	BOK FINANCIAL	FNMA Multi-Family			7,212.40	**7,212.40**
38477	COMM	3138LAYM5	FHLMCM 2.55% MAT	Redemption	BOK FINANCIAL	FNMA Multi-Family		6,464.09		**6,464.09**
38477	COMM	3138LAYM5	FHLMCM 2.55% MAT	Interest	BOK FINANCIAL	FNMA Multi-Family			-6,628.93	**-6,628.93**
38477	COMM	3138LAYM5	FHLMCM 2.55% MAT	Redemption	BOK FINANCIAL	FNMA Multi-Family				**0.00**
		Totals for 03/26/2018					**399,981,816.67**	**401,056,184.24**	**74,930.90**	**1,149,298.47**
38544	COMM	3133EJHS1	FEDERAL FARM CR	Purchase	INCAPITAL LLC	FFCB NOTES	24,499,265.00			**-24,499,265.00**
38545	COMM	3133EJHL6	FEDERAL FARM CR	Purchase	INCAPITAL LLC	FFCB NOTES	9,991,200.00			**-9,991,200.00**
38541	COMM	313385VA1	FHDN DISC NOTE	Purchase	UBS FINANCE	FHLB DISCOUNT	249,935,000.00			**-249,935,000.00**
38543	COMM	313384CH0	FHDN ZERO CPN	Purchase	LOOP CAPITAL	FHLB DISCOUNT	16,960,319.31			**-16,960,319.31**
38540	COMM	36960MCU5	GE DISC NOTE MAT	Purchase	GENERAL ELECTRIC	GENERAL ELECTRIC	149,992,916.67			**-149,992,916.67**
38542	COMM	63873KCU9	NATXNY DISC NOTE	Purchase	MERRILL LYNCH	Natixis NY Branch	99,995,361.12			**-99,995,361.12**
38546	COMM	21687BCU3	RABO DISC NOTE	Purchase	MERRILL LYNCH	RABOBANK	49,997,680.56			**-49,997,680.56**
38538	COMM	36960MCT8	GE DISC NOTE MAT	Redemption	GENERAL ELECTRIC	GENERAL ELECTRIC		150,000,000.00		**150,000,000.00**
38539	COMM	313385UU8	FHDN DISC NOTE	Redemption	UBS FINANCE	FHLB DISCOUNT		250,000,000.00		**250,000,000.00**
37103	COMM	3135G0Q30	FEDERAL NATL MTG	Interest	INCAPITAL LLC	FNMA NOTES			177,000.00	**177,000.00**
37305	COMM	3133EG2D6	FEDERAL FARM CR	Interest	KEYBANC CAPITAL	FFCB NOTES			193,750.00	**193,750.00**
		Totals for 03/27/2018					**601,371,742.66**	**400,000,000.00**	**370,750.00**	**-201,000,992.66**
38548	COMM	313385VA1	FHDN DISC NOTE	Purchase	MIZUHO	FHLB DISCOUNT	149,969,791.50			**-149,969,791.50**
38547	COMM	36960MCV3	GE DISC NOTE MAT	Purchase	GENERAL ELECTRIC	GENERAL ELECTRIC	149,992,916.67			**-149,992,916.67**
38549	COMM	63873KCV7	NATXNY DISC NOTE	Purchase	MERRILL LYNCH	Natixis NY Branch	99,995,361.12			**-99,995,361.12**
38540	COMM	36960MCU5	GE DISC NOTE MAT	Redemption	GENERAL ELECTRIC	GENERAL ELECTRIC		150,000,000.00		**150,000,000.00**
38542	COMM	63873KCU9	NATXNY DISC NOTE	Redemption	MERRILL LYNCH	Natixis NY Branch		100,000,000.00		**100,000,000.00**
38546	COMM	21687BCU3	RABO DISC NOTE	Redemption	MERRILL LYNCH	RABOBANK		50,000,000.00		**50,000,000.00**
38033	COMM	3130ACE26	FEDERAL HOME	Interest	BARCLAYS CAPITAL	FHLB NOTES			151,250.00	**151,250.00**
38055	COMM	3134GBF64	FEDERAL HOME LN	Interest	INCAPITAL LLC	FHLMC NOTES			48,000.00	**48,000.00**
38271	COMM	3130AD3E0	FEDERAL HOME	Interest	DEUTSCHE BANK	FHLB NOTES			59,033.35	**59,033.35**
		Totals for 03/28/2018					**399,958,069.29**	**300,000,000.00**	**258,283.35**	**-99,699,785.94**
38496	COMM	3134GSGS8	FHLMC 2.7% MAT	Purchase	INCAPITAL LLC	FHLMC NOTES	20,000,000.00			**-20,000,000.00**
38547	COMM	36960MCV3	GE DISC NOTE MAT	Redemption	GENERAL ELECTRIC	GENERAL ELECTRIC		150,000,000.00		**150,000,000.00**
38549	COMM	63873KCV7	NATXNY DISC NOTE	Redemption	MERRILL LYNCH	Natixis NY Branch		100,000,000.00		**100,000,000.00**
36641	COMM	3130A7HM0	FEDERAL HOME	Interest	INCAPITAL LLC	FHLB NOTES			125,000.00	**125,000.00**
36644	COMM	3134G8TV1	FHLMC 1.22% MAT	Interest	INCAPITAL LLC	FHLMC NOTES			42,700.00	**42,700.00**
37018	COMM	3133EGWH4	FEDERAL FARM CR	Interest	INCAPITAL LLC	FFCB NOTES			64,000.00	**64,000.00**
37518	COMM	3134GBBM3	FEDERAL HOME LN	Interest	INCAPITAL LLC	FHLMC NOTES			250,000.00	**250,000.00**
38057	COMM	3137EAEJ4	FEDERAL HOME LN	Interest	KEYBANC CAPITAL	FHLMC NOTES			121,875.00	**121,875.00**

Investment #	Fund	CUSIP	Inv Descrip	TransactionType	Dealer	Issuer	New Principal	Principal Paydowns	Interest	Total Cash
		Totals for 03/29/2018					**20,000,000.00**	**250,000,000.00**	**603,575.00**	**230,603,575.00**
36648	COMM	3134G8S83	FEDERAL HOME LN	Interest	INCAPITAL LLC	FHLMC NOTES			150,000.00	**150,000.00**
36649	COMM	3134G8PD5	FEDERAL HOME LN	Interest	INCAPITAL LLC	FHLMC NOTES			135,000.00	**135,000.00**
36650	COMM	3134G8PD5	FEDERAL HOME LN	Interest	INCAPITAL LLC	FHLMC NOTES			25,076.25	**25,076.25**
36651	COMM	3134G8PD5	FEDERAL HOME LN	Interest	INCAPITAL LLC	FHLMC NOTES			43,031.25	**43,031.25**
36653	COMM	459058FA6	IBRD 1.375% MAT	Interest	MERRILL LYNCH	INTL BANK RECON &			137,600.00	**137,600.00**
36654	COMM	3134G8PD5	FEDERAL HOME LN	Interest	SUNTRUST	FHLMC NOTES			84,375.00	**84,375.00**
37017	COMM	3136G4BV4	FEDERAL NATL MTG	Interest	BREAN CAPITAL LLC	FNMA NOTES			145,000.00	**145,000.00**
		Totals for 03/30/2018							**720,082.50**	**720,082.50**
36880	COMM	3136G3SY2	FEDERAL NATL MTG	Interest	INCAPITAL LLC	FNMA NOTES			46,875.00	**46,875.00**
		Totals for 03/31/2018							**46,875.00**	**46,875.00**
38379	COMM	912828RH5	UNITED STATES	Interest	Daiwa Capital Market	U.S. TREASURY			171,875.00	**171,875.00**
38379	COMM	912828RH5	UNITED STATES	Accr Int	Daiwa Capital Market	U.S. TREASURY		97,269.92	-97,269.92	**0.00**
		Totals for 04/02/2018						**97,269.92**	**74,605.08**	**171,875.00**
		Grand Total					**25,818,612,325.**	**26,596,979,366.**	**21,364,386.49**	**799,731,428.10**

ALUM ROCK UNION ELEMENTARY SCHOOL DISTRICT
2930 Gay Avenue, San Jose, CA 95127

Office of Superintendent of Schools

13.10

ITEM REQUIRING ATTENTION - BOARD OF EDUCATION

To the Board of Trustees: Date: June 4, 2018

Subject: **Certification of Correction for the 2016-2017 Audit Report**

Staff Analysis: Assembly Bill 3627, Chapter 1002/94 requires the County Office of Education to review the District's independent audit report for audit exceptions, and to determine that the District has either corrected the exceptions or has an acceptable plan of corrections (see attached letter from SCCOE dated May 2, 2018). The District had four (4) findings for fiscal year 2016-2017 and one (1) prior year finding. Below are the corrective action plans for each of the findings.

2007-001 Material Weakness – Financial Reporting (3000)

- District has trained designated staff to perform monthly reconciliation of cash. All of prior period reconciling items have been cleared and the District is current with its monthly cash reconciliation. Additionally, the District has cross-trained various staffs in the accounting department to ensure coverage.
- District has assigned and trained staff to work with the Fiscal Expert Team and consultant to perform reconciliation of payables and receivables accounts.
- District has implemented internal control procedures to document paper trails of communication between payroll, human resources and accounting departments.
- District has been working with its third party vendor for bond program management and construction management services to collect documents in order to complete the District's project files. District staff has been updating the Board on a monthly basis regarding the status of the request for documents from its third party vendor.
- District has implemented internal control procedures that require a three tiered signatures before invoices for capital asset additions are processed for payments.

2017-002 Deficiency – Unduplicated Local Control Funding Formula (4000)

The District has implemented a virtual repository system to be able to maintain and retrieve records that are necessary to meet the auditors' requests.

2017-003 Deficiency – After School Education and Safety Program (6000)

District staff will meet with Mathson site coordinator to discuss the discrepancy and provide more training, if necessary and as needed. Additionally, District will conduct a third quarter audit for all schools and a more detailed audit will be done for Mathson school site to ensure all students are accounted for. Lastly, District staff will review Mathson ASES attendance on a monthly basis through the end of the school year.

2017-004 and 2016-001 – Attendance Reporting (1000)

The District will provide training to all school sites to review the process and controls in accounting for attendance. The District will also provide one-on-one training as needed, and when requested by school sites. Additionally, the District will continue to conduct monthly meetings with staff responsible for reporting attendance and provide on-going training.

Recommendation: Staff recommends the Board approve the above Correction Action Plans.

Approved by: Kolvira Chheng Title: Assistant Superintendent, Business Services

To the Board of Trustees: Meeting: June 14, 2018
Regular Board Meeting

Recommend Approval

13.10
Agenda Placement

Hilaria Bauer, Ph.D., Superintendent

DISPOSITION BY BOARD OF TRUSTEES

Motion by: _____ Seconded by: _____

Approved: _____ Not Approved: _____ Tabled: _____

Santa Clara County Office of Education
Mary Ann Dewan, Ph.D.
County Superintendent of Schools

May 2, 2018

Kolvira Chheng, Assistant Superintendent of Business Services
Alum Rock Union Elementary School District
2930 Gay Avenue
San Jose, CA 95127

Dear Mr. Chheng,

Thank you for submitting the annual Financial Audit report in accordance with Education Code Sections 41020(i) and (j), which we received on April 2, 2018. We have completed our required review of the audit, including any audit exceptions, to determine whether each audit exception has been corrected or the district has developed an acceptable plan of correction.

Based our review of Alum Rock Union Elementary School District's 2016-17 audit report, we have identified four (4) findings and one (1) prior year finding, which require corrective action plans. Please provide clear and concise responses with the attached Audit Finding forms.

Please have your Board review our request for action with your response and have your Superintendent or Board designee sign the Certification of Correction. Please make copies for your file and return the original signed certification with supporting documentation to our office by **May 14, 2018** [Education Code Section 41020 (j)(2)]. Under normal circumstances, the District is required to submit responses to audit findings by March 15th, however, due to two audit extensions requested and granted on February 28, 2018 and March 31, 2018, we request that Alum Rock Union Elementary School District forward plans of correction to our office by **May 14, 2018.**

In addition, pursuant to Education Code Section 41020.3, by **January 31** of each year, the governing body of each local education agency shall review, at a public meeting, the annual audit of the LEA for the prior year, any audit exceptions identified in that audit, the recommendations or findings of any management letter issued by the auditor and any description of correction or plans to correct any exceptions or management letter issue. This review shall be placed on the agenda of the meeting pursuant to Education Code Section 35145. Because there was a three month delay in our office receiving the audit report, the governing body shall review the annual audit report of the LEA at its next regularly scheduled meeting, **May 10, 2018.**

If you need additional information about the audit exception, please contact your auditor. If you need technical assistance to resolve the exception, please contact me at (408) 453-6593.

Thank you for your continued cooperation.

Sincerely,

Ann Redd-Oyedele
Senior Advisor, District Business and Advisory Services
cc: Efrain Robles, Director of Fiscal Services, Alum Rock Union Elementary School District
Judy Lee Kershaw, Director, District Business & Advisory Services, SCCOE

County Board of Education: Joseph Di Salvo, Darcie Green, Rosemary Kamei, Kathleen M. King, Grace H. Mah, Claudia Rossi, Anna Song
1290 Ridder Park Drive, San Jose, CA 95131-2304 (408) 453-6500 www.sccoe.org

Transforming Education through Leadership, Service, and Advocacy

Certification of Correction
2016-17
Audit Finding 2017-001

Finding Number: 2017-001 Code: 30000 – MATERIAL WEAKNESS – FINANCIAL REPORTING page: 76

Criteria
Management of the District is responsible for establishing and maintaining effective internal control over financial reporting, including the financial statements and the Schedule of Expenditures of Federal Awards. The District is required to have proper internal controls in place, specifically in regards to review and approval of accounts.

Condition
While conducting our audit procedures it was determined that several adjustments were required due to accounts not being reconciled as of June 30, 2017. The following are areas where we noted deficiencies in internal control that collectively were determined to be a material weakness.

1. Cash in County Treasury reconciliations were not accurately performed as of June 30, 2017. It was determined that several significant adjustments were required to correct the reported Cash in County Treasury balances as of June 30, 2017. Adjustments were made to recognize an interfund loan to the Self-Insurance Fund, reduce cash for suspense accounts, record parcel tax revenue and other miscellaneous items.

2. Payables in the Audited Financial Statements are the accumulation of 29 sub accounts (object codes 9500 – 9585). Reconciliations for these accounts were not performed as of June 30, 2017. Adjustments were made to record deferred pay and adjust the CalPERS and CalSTRS suspense accounts.

3. Receivable balances reported in the Unaudited Actuals provided for the audit included amounts that were outstanding for prior year and that needed to be removed from the general ledger. An adjustment was made to remove the overstatement of receivables.

4. Receivable balances reported in the Unaudited Actuals provided for the audit included amounts that were outstanding for prior year and that needed to be removed from the general ledger. An adjustment was made to remove the overstatement of receivables.

5. The District issued a refunding bond during the year ended June 30, 2017 in the amount of $ 8,940,000. The required journal entries for the refunding were not included in the Unaudited Actuals provided for the audit. An adjustment was made to record the refunding bond in the fund financial statements.

6. The District does not have any evidence to support that the internal controls related to pay rate changes and the reconciliation between the Payroll Prelist and the Final Payroll Register had taken place. Because of the lack of evidence we were unable to determine that appropriate controls were in place and operating to ensure that only authorized transactions had taken place.

7. The District has outsourced bond program management and construction management services to a third party vendor. As part of that contract the vendor is to provide documentation to assist with the District's

financial reporting and internal control procedures. We noted a deficiency in internal controls related to a lack of documentation provided by that third party.

8. The approval of the business office designee was missing 20 out of 150 invoices tested as capital asset additions during the year ended June 30, 2017.

9. Internal controls related to the payment of pension benefits were deficient and the District made an overpayment to CalPERS which resulted in a credit of $782,000 as of June 30, 2017.

Recommendation
We recommend that the District implement internal controls to ensure the accuracy of financial reporting.

District Business and Advisory Services Request:
Please provide internal control procedures and training schedules adopted by the District's administration to comply with the recommendation and planned corrective action. Please provide us with your response by **May 14, 2018.**

Certification of Correction
2016-17
Audit Finding 2017-002

Finding Number: 2017-002 - Code: 40000 – DEFICIENCY – UNDUPLICATED LOCAL CONTROL FUNDING FORMULA, Page: 79

Criteria
Education Code Section 42238.02 (b)(3)(B) – determine if the English learner, foster youth and free or reduced-price meal eligible pupil counts [in CalPADS] are consistent with the school district's or charter schools' English learner, foster youth and free or reduced-price meal eligible pupil records.

Condition
At Apitud Charter, one student did not have supporting documentation of the FRPM classification. At Lyndale Elementary, one student did not have supporting documentation of the FRPM classification. Further, three students at Mathson Middle School did not have supporting documentation of the FRPM classification.

Recommendation
The District should ensure that all students are properly reflected in the CalPADS reporting under the appropriate status.

District Business and Advisory Services Request:
Please provide internal control procedures and training schedules adopted by the District's administration to comply with the recommendation and planned corrective action. Please provide us with your response by **May 14, 2018.**

Certification of Correction
2016-17
Audit Finding 2017-003

2017-003 DEFICIENCY – AFTER SCHOOL EDUCATION AND SAFETY PROGRAM (60000) Page: 81

Criteria
The District must properly report Present Records and ADA for the After School Education and Safety Program

Condition
At Mathson Middle School, the ASES attendance records stated a total of 4517 present records for Quarter 2. The District (within the CitySpan system) reports Mathson Middle School as having 4505 present records for Quarter 2. The attendance records do not agree and the District understated the attendance.

Recommendation
We recommend the ASES site personnel ensure site attendance records are correct and enter them into the system carefully to ensure the daily attendance in CitySpan agrees to their site records.

District Business and Advisory Services Request:
Please provide internal control procedures and training schedules adopted by the District's administration to comply with the recommendation and planned corrective action. Please provide us with your response by **May 14, 2018.**

Certification of Correction
2016-17
Audit Finding 2017-004

2017-004 DEFICIENCY – ATTENDANCE REPORTING (1000) Page: 82

Criteria
Attendance Accounting and Reporting in California Public Schools, Title 5, CCR, Sections 401 and 421(b), and Education Code 44809 – Each LEA must develop and maintain accurate and adequate records to support attendance reported to the State.

Condition
One student was improperly counted as present for one day at Russo/McEntee Academy

Recommendation
We recommend that the attendance clerk reconciles attendance log with attendance records to ensure attendance is accurately recorded.

District Business and Advisory Services Request:
Please provide internal control procedures and training schedules adopted by the District's administration to comply with the recommendation and planned corrective action. Please provide us with your response by **May 14, 2018.**

Certification of Correction
Prior Year Findings
2015-16
Audit Finding 2016-001

2016-001 DEFICIENCY – ATTENDANCE REPORTING (10000) Page 83

Criteria
Attendance Accounting and Reporting in California Public Schools, Title 5 CCR, Sections 401 and 421(b) and Education Code 44809 – Each LEA must develop and maintain accurate and adequate records to support attendance reported to the State.

Condition
At Meyer Elementary School two students were improperly included for a total misstatement of 2 days.

At Hubbard Elementary School one student was improperly included for a total misstatement of 1 day.

At Sheppard Middle School one student was improperly included for a total misstatement of 1 day.

Recommendation
The District should ensure attendance records are correct

Current Status
Partially Implemented.

District Business and Advisory Services Request:
Please provide internal control procedures and training schedules adopted by the District's administration to comply with the recommendation and planned corrective action. Please provide us with your response by **May 14, 2018.**

The Board of Alum Rock Union Elementary School District certifies that all corrective action(s) specified has/have been taken or that the plan(s) of correction will be followed.

Signature: _____ Date: _____
District Superintendent/Board Designee

Contact Person: _____ Phone: _____

ALUM ROCK UNION ELEMENTARY SCHOOL DISTRICT
2930 Gay Avenue
San José, CA 95127

13.11

Office of Superintendent of Schools

ITEM REQUIRING ATTENTION – BOARD OF EDUCATION

To the Board of Trustees:

Subject: **Approve/Ratify Notices of Employment and Changes of Status/June 14, 2018/ Human Resources Department**

Staff Analysis:

This item includes recommendations such as new hires, leaves of absence, or other changes in employee status.

Recommendation:

The Board is requested to approve the hiring of any new employee, and any change of status for existing employees.

Submitted by: Jess Serna Title: Interim Assistant Superintendent, Human Resources

To the Board of Trustees: **Recommend Approval**

13.11
Agenda Placement

Meeting: June 14, 2018
Regular Board Meeting

Hilaria Bauer, Ph.D., Superintendent

DISPOSITION BY BOARD OF TRUSTEES

Motion by: _____ Seconded by: _____

Approved: _____ Not Approved: _____ Tabled: _____

ALUM ROCK UNION ELEMENTARY SCHOOL DISTRICT-
HUMAN RESOURCES DEPARTMENT
MEETING OF THE BOARD OF TRUSTEES
June 14, 2018

CERTIFICATED OFFERS OF EMPLOYMENT:

I. New Hire:

1. Kapadia, Rozina	Coordinator, Special Education Dept.	07/01/2018
2. Miller, Kimberly	District Nurse/Student Services Dept.	06/04/2018

II. Substitute Personnel:

1. Avila, Timothy	Substitute Teacher	05/08/2018
2. Lopez, Lois	Residential Substitute Teacher Contract	05/03/2018-06/14/2018
3. Masterson, Sandy	Substitute Teacher	05/25/2018
4. Solis, Salvador	Residential Substitute Teacher Contract	05/03/2018-06/14/2018

III. Employee Contracts:

1. Chen, Maureen Lok	BTSA Mentor/Academic Services	08/15/2018-06/30/2019
2. Clark, Dawn Dunn	Teacher Support/Special Ed. Services	08/20/2018-06/30/2019
3. 3. Crandall, Diann Cha	Bilingual Speech Therapist/Special Ed. Services	08/15/2018-06/30/2019
4. Ellis, Nicole	School Counselor Intern	08/06/2018-12/22/2018
5. Englund, Flora	Psychologist	08/20/2018-06/30/2019
6. Hernandez Jr., Reyes N.	Behavior Assistant	07/01/2018-06/30/2019
7. Loia, Tiffany	Consulting RS	08/20/2018-06/30/2019
8. Loman, Brenda	New Teacher Support	08/20/2018-06/30/2019
9. Lopez, Jose	Behavior Specialist	07/01/2018-06/30/2019
10. Mandujano, Abel	Behavior Specialist	07/01/2018-06/30/2019
11. Margossian, Gregg	BTSA Mentor/Academic Services	08/15/2018-06/30/2019
12. O'Maley, Cassie	Curriculum Support	08/20/2018-06/30/2019
13. Raquedan, Christina	Occupational Therapist	07/01/2018-06/30/2019
14. Santana, Barbara	Teacher Support	08/20/2018-06/30/2019

CERTIFICATED CHANGES OF STATUS:

IV. Substitute Teacher -Terminated:

1. Loredo, Mike	04/30/2018
2. Nahal, Vidram	05/04/2018

V. One Year Nonpaid Personal Leave of Absence:

1. Barboza, Dennis	Core/George Middle School	07/01/2018-06/30/2019

CLASSIFIED PERSONNEL – June 14, 2018

CLASSIFIED OFFERS OF EMPLOYMENT:

I. New Hire:

1. Lopez, Krystal Georgia	Paraeducator Special Education II/Ocala	05/16/18

II. Change of Status:

1. Guerrero, Tanya	Library Technician/Academic Services	05/01/18
2. Ledezma, Maria G Bonilla	Senior Accountant/Business Services	05/21/18

III. Retirement:

1. Santos, Dilia Maria	Paraeducator Special Education II/Lyndale	07/01/18

IV. Contracted Employee:

1. Aguilera, Dulce Veronica	SLS Coordinator/Student Services	08/14/18-06/30/19
2. Carrasco, Yareni Ortiz	SLS Coordinator/Student Services	08/14/18-06/30/19
3. Cervantes, Rogelio	Instructor/VAPA Mariachi Program	06/25/18-07/20/18
4. Cervantes, Rogelio	Instructor/VAPA Mariachi Program	08/20/18-06/30/19
5. Gonzalez, Ana Lizbeth	SLS Coordinator/Student Services	08/14/18-06/30/19
6. Ramos, Zaida L	Artistic-Music Director/VAPA Mariachi	08/20/18-06/30/19
7. Perez, Juan Ramos	Music Director/VAPA Mariachi Program	08/20/18-06/30/19

V. Classified Substitute Personnel:

1. Doa, Mary	Substitute Clerical	04/28/18
2. Gonzalez, Teresa	Substitute Clerical	04/30/18
3. Lopez, Oscar Hernandez	Substitute Custodian	05/09/18
4. Solis, Maria De Los Angeles	Substitute Custodian	05/04/18
5. Villarreal, Kristina	Substitute Clerical	04/10/18

VI. Classified Substitute Terminated:

1. Barrios, Guillermo Alberto	Substitute Paraeducator	05/23/18
2. Burlaza, Connie Marie	Substitute Paraeducator/Campus Paraeducator/Clerical	05/16/18
3. Caro, Melissa	Substitute Paraeducator	05/18/18
4. Cassell, Debra Ann	Substitute Clerical	05/23/18
5. Castillo, Estevan	Substitute Paraeducator	05/18/18
6. Castro, Violeta Hernandez	Substitute Paraeducator	05/17/18
7. Cong, Patrick	Substitute Custodian	05/23/18
8. Costa, Jolene	Substitute Clerical	05/23/18
9. Garcia, Angelina	Substitute Clerical/Campus Paraeducator	05/16/18
10. Garcia, Liliana Rocio	Substitute Paraeducator/Campus Paraeducator/Clerical	05/16/18
11. Inay, Sheirina	Substitute Paraeducator	05/17/18
12. Jimenez, Desiree Marie	Substitute Paraeducator/Campus Paraeducator	05/16/18
13. Lopez, Laura	Substitute Paraeducator	05/17/18
14. Marcos, Karen Itzamara	Substitute Paraeducator	05/16/18
15. Martinez, S. Josepha M.	Substitute Paraeducator	05/17/18
16. Medina-Huerta, Fanny	Substitute Paraeducator	05/17/18
17. Mendez-Ponce, Lexie E.	Substitute Paraeducator	05/23/18
18. Mendoza Garcia, Patricia	Substitute Paraeducator	05/17/18
19. Mikaele, Evelyn	Substitute Clerical	05/23/18
20. Nguyen, Ngoc Bao Thi	Substitute Clerical	05/17/18
21. Nguyen, Thao Thi Hoai	Substitute Paraeducator	05/23/18
22. Perez, Ana Lilia	Substitute Paraeducator	05/18/18
23. Ramos, Mary	Substitute Paraeducator	05/18/18

24. Regalado, Eleonor	Substitute Paraeducator	05/18/18
25. Reyes, Marlene	Substitute Clerical	05/17/18
26. Rich, Deborah Natalie	Substitute Clerical	05/17/18
27. Rich, Logan	Substitute Clerical	05/17/18
28. Ruiz Gonzalez, Rosana	Substitute Paraeducator/Campus Paraeducator	05/16/18
29. Sanchez, Norma Alondra	Substitute Paraeducator/Campus Paraeducator	05/16/18
30. Sarabia, Ricardo	Substitute Paraeducator/Campus Paraeducator	05/16/18
31. Sorto, Noemi Del Carmen	Substitute Clerical	05/17/18
32. Sumera, Lirio	Substitute Paraeducator	11/25/15
33. Tellez, Elizabeth	Substitute Clerical	05/17/18
34. Tut, Jaswinder Kaur	Substitute Paraeducator	05/18/18
35. Zausch-Yount, Jessica Marie	Substitute Clerical	05/17/18

ALUM ROCK UNION ELEMENTARY SCHOOL DISTRICT
2930 Gay Avenue
San José, CA 95127

Office of Superintendent of Schools

13.12

ITEM REQUIRING ATTENTION – BOARD OF TRUSTEES

Board of Trustees: Date: June 1, 2018

Subject: **Janitorial Supplies Piggyback Solicitation SupplyWorks – Janitorial Contract #17-21 The Home Depot – MRO Contract #16154**

Staff Analysis: The District issued a solicitation requesting piggyback proposals from vendors interested in providing janitorial supplies to the District. The following four (4) companies responded:

Staples Business Advantage	$216,733.00
CleanSmart Solutions	$218,081.80
SupplyWorks CleanSmart Solutions	$216,007.80
California Janitorial Supply Corp.	$245,953.80

A committee was formed to evaluate each proposal submitted and interview the four firms. Based on all four interviews and after careful review of each proposal, the committee determined that SupplyWorks would be the best solution to partner with the District based on the wide range of products, services, support, and cost. The contract provided by SupplyWorks is a U.S. Communities backed contract. U.S. Communities is the leading national cooperative purchasing program that provides government procurement resources and solutions to local and state government agencies, school districts (K-12), higher education institutions, and nonprofits looking for the best overall supplier government pricing. All U.S. Communities contracts are fully vetted and audited to endure pricing integrity.

Recommendation: Staff recommends approving the use of the above mentioned piggyback contracts and any applicable contract extensions for the purchase of janitorial supplies and related products and services through the U.S. Communities Purchasing Alliance. The District is requesting to award a three (3) year contract to SupplyWorks in the amount of $216,000 per year. Full piggyback proposals are available in the Purchasing Department for review.

Submitted by: Daniel Flores Title: Director, Maintenance Operations & Transportation Dept.

Approved by: Kolvira Chheng Title: Assistant Superintendent, Business Services

To the Board of Trustees: Meeting: June 14, 2018
Regular Board Meeting

Recommend Approval

13.12
Agenda Placement

Hilaria Bauer, Ph.D., Superintendent

DISPOSITION BY BOARD OF TRUSTEES

Motion by: _____ Seconded by: _____

Approved: _____ Not Approved: _____ Tabled: _____

Our Customers

SupplyWorks
A Home Depot Company

Facility Maintenance Experts

Addressing Your Business Needs

Cost
Indirect cost savings & improved product selection

Health & Safety
Products, programs and practices to protect building occupants

Image
Products and procedures to enhance building appearance

Productivity
Process improvement, training & supply chain enhancement

Sustainability
Sustainable practices & products

SupplyWorks
A Home Depot Company

Local Experts

On-Site Training

Facility Assessments



Local Experts:

- 700+ Facility Maintenance Experts
- Product Expertise
- Industry Knowledge
- On-site Training
- Facility Assessments
- Reputation for Integrity, Dedication, & Continuous Improvement

Customer Service Support:

- 200+ Customer Support Specialists
- Toll-free Hotlines with Extended Saturday Hours
- Technical Support
- Web Support

SupplyWorks
A Home Depot Company

U.S. COMMUNITIES OVERVIEW

U.S. COMMUNITIES®
GOVERNMENT PURCHASING ALLIANCE

60,000+ *agencies*

Aggregate purchasing power to drive down costs

Tool for suppliers to effectively capture massive but fragmented market

4 *distinguished sponsors*

Founded and owned by sponsors

National Advisory Board of purchasing professionals
Professional staff provides sales and marketing support

SupplyWorks
A Home Depot Company

ALUM ROCK UNION ELEMENTARY SCHOOL DISTRICT
2930 Gay Avenue, San Jose, CA 95127

Office of Superintendent of Schools

13.13

ITEM REQUIRING ATTENTION - BOARD OF EDUCATION

To the Board of Trustees: Date: June14, 2018

Subject: **Addendum for the Extension Request- RFP#1718-CNS02 Fresh Produce and Services for 2018-19 School Year**

Staff Analysis: The Child Nutrition Program (CNS) solicited RFP's for Fresh Produce and Services for the school year of 2017-2018 and Daylight Foods Produce was granted the award. Federal procurement regulations allow for RFP extension for up to three years. Based on pricing, quality of products and services received during the 17/18 school year, the Child Nutrition Services Department is exercising this right. CNS is submitting an addendum for the extension of the RFP award for 2018-2019. As quantities are estimated, we anticipate the RFP award at $450,000.00.

Recommendation: Staff recommends approval of the addendum for the extension of the 2017-2018 Fresh Produce and Services RFP for the 2018-2019 School Year.

Prepared by: Mary H. Fell, SNS Title: Director, Child Nutrition Services

Approved by: Kolvira Chheng Title: Assistant Superintendent, Business Services

To the Board of Trustees: Meeting: June 14, 2018
Regular Board Meeting

Recommend Approval

13.13
Agenda Placement

Hilaria Bauer, Ph.D., Superintendent

DISPOSITION BY BOARD OF TRUSTEES

Motion by: _____ Seconded by: _____

Approved: _____ Not Approved: _____ Tabled: _____

ALUM ROCK UNION ELEMENTARY SCHOOL DISTRICT

2930 Gay Avenue, San José, CA 95127 · Phone: 408-928-6800 · Fax: 408-928-6416 · www.arusd.org

ADDENDUM NO. 1 PRODUCE TO EXTEND
RFP AWARD CONTRACT #1718-CNS02 Fresh Produce and Services

AGREEMENT

This Agreement is entered into by and between the Alum Rock Union Elementary School District, hereinafter referred to as "District", and Daylight Foods Inc. hereinafter referred to as "Vendor".

In consideration of the promises and mutual covenants contained herein, it is agreed between the parties as follows:

I
TERM

The term of this Agreement- #1718-CNS02 shall be extended for an additional one year from August 1, 2018-July 31st, 2019 with the option of continuation for a second year from August 1, 2019 -July 31st, 2020. The Agreement shall include the extension of firm pricing for the time frame identified.

All indemnification provisions contained in the Agreement shall survive beyond the expiration of the Agreement.

II
WORK

The Vendor shall provide the supplies and items as prescribed and required by the Buy American Requirement, Instructions for Request for Proposal (RFP) and all documents forming a part of the bid package and any other documents signed by both parties relating to the subject matter of the Agreement, all of which are incorporated by reference as though set forth in full herein.

- Manufacturer Product Specifications
- Nutritional Analysis Information
- CN Labeling When Available or
- Product Contribution to Reimbursable Meal Pattern (signed and dated)

III
TERMINATION

This Agreement may be terminated by the District upon thirty (30) days written notice to the Vendor. The District's right to terminate under this paragraph shall be in addition to any other rights reserved to the District under this contract.

IV
COMPENSATION

The Vendor shall be compensated for the performance of its obligations under this Agreement as specified in the executed Vendor Documents, incorporated herein by reference.

Hilaria Bauer, Ph.D., Superintendent

Board of Trustees: Esau Ruiz Herrera, President · Karen Martinez, Vice-President
Dolores Márquez-Frausto, Clerk · Khanh Tran, Member · Andrés Quintero, Member

V
METHOD OF PAYMENT

Vendor will be paid on a monthly basis by check. All checks are prepared by Alum Rock Union School District's (ARUSD) Accounts Payable department. Checks are sent via mail to Daylight Foods Inc. 660 Vista Way, Milpitas CA 95035. For prompt payment, billing must be accurate in all details, and invoices must be submitted with each delivery (twice weekly) to each of 5 delivery sites:

George Middle School	277 Mahoney Drive	San Jose, CA 95127
Fischer Middle School	1720 Hopkins Drive	San Jose, CA 95122
Mathson Middle School	2050 Kammerer Avenue	San Jose, CA 95116
Ocala Middle School	2800 Ocala Avenue	San Jose, CA 95148
Sheppard Middle School	480 Rough & Road	San Jose, CA 95133

Vendor must submit a monthly statement directly to ARUSD Child Nutrition Services (CNS) via email to Aurora Amutan: aurora.amutan@arusd.org or fax: 408-928-6413.

VI
CONTRACT DOCUMENTS

The Agreement shall include the terms and conditions specified in the Buy American Requirement, Instructions for Request for Proposal (RFP) and all documents forming a part of the bid package and any other documents signed by both parties relating to the subject matter of the Agreement, all of which are incorporated by reference as though set forth in full herein. **The following documents must be signed and returned with the Agreement:**

- **Worker's Compensation Insurance Certificate**
- **Notice of policy on business gifts and conflict of interest**
- **USDA Form #AD-1048, Suspension and Debarment Certification**
- **Certification Regarding Lobbying**
- **Disclosure of Lobbying Activities**
- **List of Products with Pricing**
- **Acceptance of Contract**

VII
EXECUTION OF CONTRACT

Issuance of the purchase order shall evidence the contractual agreement between the bidder and the District for subsequent years.

VIII
HOLD HARMLESS CLAUSE

The successful bidder agree to indemnify, defend and save harmless the District, its governing board, its officers, agents and employees from and against any and all claims, demands, losses, defense cost or liability of any kind or nature in which the District, its officers, agents and employees man sustain in or incur or which may be imposed upon them for injury to or death of persons or damage to property as a result of, arising out of or the Vendor's performance under the terms of this contract excepting only liability arising out of the sole negligence of the District.

IX
ENTIRE AGREEMENT

This Agreement constitutes the entire agreement between the parties. There are no understandings, agreements or representations not specified in this Agreement. Vendor, by execution of the Agreement, acknowledges that the Vendor has read the Agreement, understands it and agrees to be bound by its terms and conditions.

Board of Trustees: Esau Ruiz Herrera, President · Karen Martinez, Vice-President
Dolores Márquez-Frausto, Clerk · Khanh Tran, Member · Andrés Quintero, Member

All documentation shall be signed in blue ink and returned to the attention of Mary H. Fell, SNS, Child Nutrition Services, Alum Rock Union School District, 2930 Gay Avenue, San Jose CA, 95127.

In Witness Whereof, the parties have caused this Agreement to be executed on their behalf by their fully authorized representatives.

VENDOR		Alum Rock Union Elementary School District	
Signature:		Signature:	
Name:	Jeff Sacchini	Name:	
Title:	President	Title:	
Date:	5/31/2018	Date:	

DATE: 6/21/2018

PRODUCE PRODUCT LIST

VENDOR: Daylight Foods, Inc.

2018-2019 PRICING SHEET

Alum Rock

Please complete **ALL** information including Pack size and Unit price for **ALL** items, ****Note: Case counts may be altered to reflect your offerings***

Produce BID 2018 - 2019 - FRUIT

ITEM DESCRIPTION	EQUIVALENT	PACK	APPROX ANNUAL USAGE	FIRM UNIT PRICE
Apple Fuji (138)	1/2 cup	40#		$ 20.95 -
Apple Fuji (163)	1/2 cup	40#		$ 20.95 -
Apple Fuji, Sliced, INDV Bags	1/2 cup	200/2 oz		$ 48.00 -
Apple, Gala (138)	1/2 cup	40#		$ 20.95 -
Apple Gala (163)	1/2 cup	40#		$ 20.95 -
Apple, Gala (198)	1/2 cup	40#		$ 20.95 -
Apple, Green (138)	1/2 cup	40#		$ 20.95 -
Apple, Green (163)	1/2 cup	40#		$ 20.95 -
Apple, Green, Indv Bags	1/2 cup	200/2 oz		$ 48.00 -
Apple, Red (138)	1/2 cup	40#		$ 20.95 -
Apple, Red (163)	1/2 cup	40#		$ 20.95 -
Apple, Red (198)	1/2 cup	40#		$ 20.95 -
Apples, Red, Sliced, Indv Bags	1/2 cup	200/2 oz		$ 48.00 -
Apples, Fuji, Sliced Indv, bags	1/2 cup	200/2 oz		$ 48.00 -
Apples, Fuji, Sliced Bulk	1/2 cup	36#/cs 12/3#		$ 64.00 -
Apples, Fuji (198)	1/2 cup	40#		$ 20.95 -
Apple, Pink Lady (138)	1/2 cup			$ 20.95 -
Bananas, Green Tip		40#		$ 19.95 -
Bananas, Regular, Petite	1/2 cup	40#/150ct		$ 19.95 -
Cantaloupe, 3ct		9-12 ct/case		$ 2.50 -
Cantaloupe, Cubes		1/5#		$ 14.00 -
Cantaloupe Chunks (Individually Wrapped)		Bulk		$ n/a -
Cantaloupe, Split		3 ct/case		$ 7.00 -
Fruit Mix		20#tub		$ 60.00 -
Fruit Salad		Bulk/5#Bag		$ 12.00 -
Fruit Salad/Individually Wrapped)	1/2 cup	2 oz		$ n/a -
Grape Escapes, Indv Bags	1/2 cup	100/3 oz		$ 54.00 -
Grape , Lunch Bunch (Bunches)	1/2 cup	22#/140		$ 23.85 -
Grapes, Seedless		CASE		$ 24.50 -
Grapes Seedless, split		2# Bag		$ 4.00 -
Honeydew Melon, 6 ct		CASE		$ 16.50 -

Honeydew Melon, 2 ct		2 ct		$ 6.00	-
Honeydew Melon, Cubes		5#		$ 14.00	-
kiwifruit, size 33-39	1/4 cup	117ct/22# CS		$ 25.50	-
Lemon		12 ct		$ 3.75	-
Lemon, Juice		1QT		$ 8.95	-
Limes, Split		5#		$ 8.50	-
Lime, Juice		1 QT		$ 10.95	-
Nectarines 88-96	1/2 cup	25# Case		$ 18.95	-
Oranges	1/2 cup	138ct/40# Case		$ 19.95	-
Orange, Cara Cara's (138)	1/2 cup	403		$ 15.95	-
Orange Wedges, Indv Bags	1/2 cup	50 ct /4.7 oz		$ 25.45	-
Passion Fruit		Each		$ 1.00	-
Peaches, 80 size	1/2 cup	25#		$ 21.95	-
Peaches, 70 size	1/2 cup	25#		$ 18.95	-
Pears, D' Anjou (135-150)	1/2 cup	40#		$ 22.75	-
Pears, Bartlett (135-150)	1/2 cup	40#		$ 22.75	-
Pineapples	1/2 cup	Each		$ 4.00	-
Pineapples, Spears, Indv Bags	1/2 cup	50/2.7 oz		$ n/a	-
Pluots 45-50	1/2 cup	25# Case		$ 24.50	-
Plum 45-5-0	1/2 cup	25# Case		$ 26.95	-
Strawberries	1/2 cup	1# Clamshell		$ 7.00	-
Strawberries	1/2 cup	8/1# Case		$ 15.75	-
Strawberries, Split	1/2 cup	4/1# Clamshell		$ 12.00	-
Tangelos	1/2 cup	25#		$ 21.35	-
Tangerine	1/2 cup	25#		$ 21.35	-
Watermelon	1/2 cup	1EACH		5.65	
	1/2 cup			$	-
	1/2 cup			$	-
	1/2 cup			$	-
	1/2 cup			$	-
	1/2 cup			$	-
	1/2 cup			$	-
	1/2 cup			$	-
	1/2 cup			$	-
	1/2 cup			$	-
	1/2 cup			$	-
	1/2 cup			$	-

DATE:

PRODUCE PRODUCT LIST

2018-2019 PRICING SHEET

VENDOR:

Alum Rock

Please complete ALL information includeing Pack size and Unit price for ALL items, ****Note: Case counts may be altered to reflect your offerings***

Produce BID 2018 - 2019 - VEGETABLE

ITEM DESCRIPTION	EQUIVALENT	PACK	APPROX ANNUAL USAGE	FIRM UNIT PRICE
Avocade		48 ea box		$ 62.00 -
Bell Pepper	1/2 cup	5#		$ 3.95 -
Bell Pepper Sliced (Green)		5#		$ 14.50 -
Bell Pepper, Split (Green)		5#		$ 8.50 -
Bell Pepper, Sliced (Red)		5#		$ 15.50 -
Bell Pepper, Split (Red)		5#		$ 9.50 -
Broccoli FLorettes, Pre Cut		3# bag		$ 5.25 -
Broccoli Florettes, Pre Cut		4/3# case		$ 17.45 -
Broccoli, Slaw		2/3#		$ n/a -
Broccoli, Slaw		4/3#		$ 16.00 -
Cabbage, Grn, Shred 1/16"		5# bag		$ 3.25 -
Cabbage, Grn, Shred 1/16""		4/5#		$ 15.50 -
Cabbage, Red, Shred 1/16"		5# bag		$ 4.85 -
Cabbage, Red, Shred 1/16""		5/1#		$ 6.25 -
Cabbage, Red		Each		$ 2.25 -
Carrots, Baby, Peeled	1/2 cup	5# bag		$ 3.95 -
Carrots, Baby Peeled	1/2 cup	8/5# case		$ 29.00 -
Carrots, Baby Peeled, Indv Bags	1/2 cup	72/3 oz		$ 15.35 -
Carrots, Crunchables IW cc-300 Good 4 U Fisl	1/2 cup	100/2.6 oz		$ 18.48 -
Carrots, Diced 1/8"		5#		$ 6.50 -
Carrots, Diced 1/8"		4/5#		$ 24.00 -
Carrots, Mimi Peeled 100/3 oz 72/3oz		72/ 3 oz		$ 15.35 -
Cauliflower Florettes, Pre-cut		1/3# bag		$ 5.95 -
Cauliflower, Florettes, Pre-cut		4/3# case		$ 22.00 -
Celery Sticks, 4" Pre Cut	1/2 cup	5# bag		$ 6.50 -
Celery Sticks, 4" Pre Cut, 5# bag"	1/2 cup	4/5# case		$ 26.00 -
Cilantro		6ct		$ 2.75 -
Cilantro, Split		12 ct		$ 9.90 -
Coleslaw Mix		5# bag		$ 3.25 -

Coleslaw Mix		4/5# case		$	15.00	-
Cucumber		5#		$	3.95	-
Cucumbers		36ct 1/24# bx		$	14.35	-
Cucumber Sticks Indv Wrapped	1/2 cup	2 oz bag		$	n/a	-
Cucumber , Split		5# bag		$	6.50	-
Fajita, Blend		5# bag		$	9.00	-
Fajita, Blend		4/5#		$	36.00	-
Garlic, Jumbo		1# bag		$	1.99	-
Jalapeno		2# bag		$	1.75	-
Jicama, 4" Sticks, 5# Bag		1/5# bag		$	9.25	-
Jicama, 4" Sticks, Indv Bags"	1/2 cup	2 oz bags		$	n/a	-
Jicama, Whole		1#		$	0.90	-
Jicama, Whole		35# Case		$	19.00	-
Kale, Green		24ct		$	16.00	-
Kale, Green		Each		$	0.90	-
Kale, Italian Blend		3/1# bag		$	12.00	-
Lettuce, Iceberg, Shredded, 5# Bag		1/5# case		$	3.10	-
Lettuce, Greenleaf-Split		6ct		$	5.50	-
Lettuce, Greenleaf		24ct/case		$	17.00	-
Lettuce, Iceberg		Each		$	1.25	-
Lettuce, Iceberg		24ct/case		$	17.00	-
Lettuce, Iceberg and Romaine Mix, 5# bag		5# bag		$	6.50	-
Lettuce, Redleaf-Split		6ct		$	6.50	-
Lettuce, Red Leaf		24ct case		$	17.00	-
Lettuce, Romaine, Chopped		1/2# bag		$	2.50	-
Lettuce, Romaine, Chopped		6/2# bag		$	15.00	-
Lettuce, Salad Mix		1/5# bag		$	3.45	-
Lettuce, Salad Mix		4/5# case		$	15.50	-
Mesclun Salad Mix		3# bag		$	n/a	-
Mesclun Salad Mix		4/3# bag		$	n/a	-
Mushrooms, Medium		1/10# box		$	21.00	-
Mushrooms, Medium		1/5# bag		$	9.00	-
Onions, Green - case split		6 ct		$	3.00	-
Onions, Green Cleaned		4/2# case 4 ct		$	13.95	-
Onions, Yellow Medium		5# bag		$	2.50	-
Onions, White Jumbo		5# bag		$	2.60	-
Parsley		6 ct		$	6.00	-
Radish		Bunch		$	1.20	-

Radishes Cleaned		5# bag		$	4.95	-
Snap Peas, Indv Bags	1/2 cup	10# Case		$	16.50	-
Snap Peas	1/2 cup	1# bag		$	2.99	-
Spinach, Clipped, Cleaned		1/2.5# bag		$	3.50	-
Spinach, Clipped, Cleaned		4/2.5# case		$	16.50	-
Stir Fry Vegetables		5# bag		$	8.50	-
Tomatoes, Red, Loose		5# case		$	3.95	-
Tomatoes, Red, Loose		25# case		$	21.50	-
Tomatoes-Cherry		basket		$	2.50	-
Tomatoes-Cherry		12ct case		$	16.00	-
Tomatoes- Grape Bulk 5#- 1/2 case		5 LB		$	8.75	-
Yam, Sticks		5# bag		$	9.95	-
Yam, Sticks		4/5# bag		$	36.00	-
Yam Sticks		50/4 oz bag		$	n/a	-
Zucchini, Whole		5# bag		$	4.95	-
Zucchini, Sticks		5# bag		$	9.50	-
				$		-
				$		-

Addendum

2017-2018

Item Description	Equivalent	Pack	Price
Oranges 138ct	½ cup	40#/138	$19.95
Bananas, Regular, Petite	½ cup	40#/150	$19.95

Wonderful citrus™

May 31st, 2018

Stephanie Fyle
Produce Alliance

Dear Stephanie,

The purpose of this letter is to convey the current state of the upcoming Valencia orange crop, detail the impacts on the current agreement in place, and to enact a force majeure or Act of God clause on the contract in place. This letter is stemming from us being unable to uphold our obligations due to an intervening event beyond our reasonable control. Valencia growers in the San Joaquin Valley were affected by post-bloom conditions, primarily a heat wave in June, that contributed to the following unforeseeable outcomes:

- Lighter crop. Crop volume is expected to be down 17% year-on-year, following a decrease of 18% from the 2016 to 2017 crop.
- Larger sizes. Evaluations indicate a larger than normal size structure this season. Last season's average starting diameter was 2.89 inches which is a large 88/smaller 72. The current crop's starting diameter is 3.15 inches which is a lager 72/smaller 56. This is a significant increase in size structure, which is very concerning given the challenges with excess large fruit experienced during navel season.
- Abnormally high prices for oranges. Current market has opened with $22-24 per carton FOBs and is expected to increase through the month of June as navels come to an end. Last year's Valencia trading prices ended with FOBs topping $30 in September- the aftermath of another light crop. Conditions are primed for a similar event.

We value Produce Alliance as partner and look to continue working together through the current season and beyond.

Sincerely,

Bryan Koch

ALUM ROCK UNION ELEMENTARY SCHOOL DISTRICT
2930 Gay Avenue, San Jose, CA 95127

13.14

Office of Superintendent of Schools

ITEM REQUIRING ATTENTION - BOARD OF EDUCATION

To the Board of Trustees: Date: June14, 2018

Subject: **Addendum for the Extension Request- RFP#1718-CNS01 Juice, Dairy Products and Services for 2018-19 School Year**

Staff Analysis: The Child Nutrition Program (CNS) solicited RFP's for Juice, Dairy Products and Services for the school year of 2017-2018 and Crystal Creamery was granted the award. Federal procurement regulations allow for RFP extension for up to three years. Based on pricing, quality of products and services received during the 17/18 school year, the Child Nutrition Services Department is exercising this right. CNS is submitting an addendum for the extension of the RFP award for 2018-2019. As quantities are estimated, we anticipate the RFP award at $600,000.00.

Recommendation: Staff recommends approval of the addendum for the extension of the 2017-2018 Juice, Dairy Products and Services RFP for the 2018-2019 School Year.

Prepared by: Mary H. Fell, SNS Title: Director, Child Nutrition Services

Approved by: Kolvira Chheng Title: Assistant Superintendent, Business Services

To the Board of Trustees: Meeting: June 14, 2018
Regular Board Meeting

Recommend Approval

13.14
Agenda Placement

Hilaria Bauer, Ph.D., Superintendent

DISPOSITION BY BOARD OF TRUSTEES

Motion by: _____ Seconded by: _____

Approved: _____ Not Approved: _____ Tabled: _____

ALUM ROCK UNION ELEMENTARY SCHOOL DISTRICT

2930 Gay Avenue, San José, CA 95127 · Phone: 408-928-6800 · Fax: 408-928-6416 · www.arusd.org

ADDENDUM NO. 1 DAIRY/JUICE TO EXTEND
RFP AWARD CONTRACT #1718-CNS01 DAIRY PRODUCTS AND JUICE

AGREEMENT

This Agreement is entered into by and between the Alum Rock Union Elementary School District, hereinafter referred to as "District", and Crystal Creamery, hereinafter referred to as "Vendor".

In consideration of the promises and mutual covenants contained herein, it is agreed between the parties as follows:

I
TERM

The term of this Agreement- #1718-CNS01 shall be extended for an additional one year from August 1, 2018-July 31st, 2019 with the option of continuation for a second year from August 1, 2019 -July 31st, 2020. The Agreement shall include the extension of firm pricing for the time frame identified.

All indemnification provisions contained in the Agreement shall survive beyond the expiration of the Agreement.

II
WORK

The Vendor shall provide the supplies and items as prescribed and required by the Buy American Requirement, Instructions for Request for Proposal (RFP) and all documents forming a part of the bid package and any other documents signed by both parties relating to the subject matter of the Agreement, all of which are incorporated by reference as though set forth in full herein.

- Manufacturer Product Specifications
- Nutritional Analysis Information
- CN Labeling When Available or
- Product Contribution to Reimbursable Meal Pattern (signed and dated)

III
TERMINATION

This Agreement may be terminated by the District upon thirty (30) days written notice to the Vendor. The District's right to terminate under this paragraph shall be in addition to any other rights reserved to the District under this contract.

IV
COMPENSATION

The Vendor shall be compensated for the performance of its obligations under this Agreement as specified in the executed Vendor Documents, incorporated herein by reference.

Hilaria Bauer, Ph.D., Superintendent

Board of Trustees: Esau Ruiz Herrera, President · Karen Martinez, Vice-President
Dolores Márquez-Frausto, Clerk · Khanh Tran, Member · Andrés Quintero, Member

V
METHOD OF PAYMENT

Vendor will be paid on a monthly basis by check. All checks are prepared by Alum Rock Union School District's (ARUSD) Accounts Payable department. Checks are sent via mail to Crystal Creamery 529 Kansas Avenue, Modesto, CA. For prompt payment, billing must be accurate in all details, and invoices must be submitted with each daily delivery to each of 22 delivery sites:

Arbuckle	1970 Cinderella Lane	San Jose 95127
Cassell	1300 Tallahassee Drive	San Jose 95122
Chavez	2000 Kammerer Avenue	San Jose 95116
Cureton	3720 East Hills Drive	San Jose 95127
Dorsa	1290 Bal Harbor Drive	San Jose 95122
Fischer**	1720 Hopkins Drive	San Jose 95122
George	277 Mahoney Drive	San Jose 95127
Goss/Aptitud**	2475 Van Winkle Lane	San Jose 95116
Hubbard	1680 Foley Avenue	San Jose 95122
Linda Vista	100 Kirk Avenue	San Jose 95127
Lyndale	13901 Nordyke Drive	San Jose 95127
Mathson**	2050 Kammerer Avenue	San Jose 95116
McCollam	3311 Lucian Avenue	San Jose 95127
Meyer	1824 Daytona Drive	San Jose 95122
KIPP	1250 S. King Road	San Jose 95122
LUCHA**	1711 E. San Antonio Road	San Jose 95122
Ocala	2800 Ocala Avenue	San Jose 95148
Adelante**	2999 Ridgemont Drive	San Jose 95127
Russo/McEntee	2851 Gay Avenue	San Jose 95127
Ryan**	1241 McGinness Drive	San Jose 95127
San Antonio	1721 E. San Antonio Street	San Jose 95116
Sheppard/Painter**	480 Rough and Ready Road	San Jose 95133

Vendor must submit a monthly statement directly to ARUSD Child Nutrition Services (CNS) via email to Aurora Amutan: aurora.amutan@arusd.org or fax: 408-928-6413.

VI
CONTRACT DOCUMENTS

The Agreement shall include the terms and conditions specified in the Buy American Requirement, Instructions for Request for Proposal (RFP) and all documents forming a part of the bid package and any other documents signed by both parties relating to the subject matter of the Agreement, all of which are incorporated by reference as though set forth in full herein. **The following documents must be signed and returned with the Agreement:**

- **Worker's Compensation Insurance Certificate**
- **Notice of policy on business gifts and conflict of interest**
- **USDA Form #AD-1048, Suspension and Debarment Certification**
- **Certification Regarding Lobbying**
- **Disclosure of Lobbying Activities**
- **List of Products with Pricing**
- **Acceptance of Contract**

Board of Trustees: Esau Ruiz Herrera, President · Karen Martinez, Vice-President
Dolores Márquez-Frausto, Clerk · Khanh Tran, Member · Andrés Quintero, Member

VII
EXECUTION OF CONTRACT

Issuance of the purchase order shall evidence the contractual agreement between the bidder and the District for subsequent years.

VIII
HOLD HARMLESS CLAUSE

The successful bidder agree to indemnify, defend and save harmless the District, its governing board, its officers, agents and employees from and against any and all claims, demands, losses, defense cost or liability of any kind or nature in which the District, its officers, agents and employees man sustain in or incur or which may be imposed upon them for injury to or death of persons or damage to property as a result of, arising out of or the Vendor's performance under the terms of this contract excepting only liability arising out of the sole negligence of the District.

IX
ENTIRE AGREEMENT

This Agreement constitutes the entire agreement between the parties. There are no understandings, agreements or representations not specified in this Agreement. Vendor, by execution of the Agreement, acknowledges that the Vendor has read the Agreement, understands it and agrees to be bound by its terms and conditions.

All documentation shall be signed in blue ink and returned to the attention of Mary H. Fell, SNS, Child Nutrition Services, Alum Rock Union School District, 2930 Gay Avenue, San Jose CA, 95127.

In Witness Whereof, the parties have caused this Agreement to be executed on their behalf by their fully authorized representatives.

VENDOR		Alum Rock Union Elementary School District	
Signature:		Signature:	
Name:	KEKOA COX	Name:	
Title:	DIRECTOR OF FP&A	Title:	
Date:	5/30/2018	Date:	

Product Range:
1 to 999999999

CRYSTAL CREAMERY
Price List
as of 6/01/18

830 - ALUM ROCK SD

	Product #	PAC	Description		Price	Changes
*	160010	GAL	CR 1% LF GAL PL	0-70910-00010	3.1336	.0830
*	160088	HPT	CR 1% LF CLCW HPT EC	0-70910-00088	.1967	.0052
*	160090	HPT	CR CHOC 1% CLCW HPT	0-70910-00090	.2484	.0045
*	160114	HPT	CR CHOC NF CLCW HPT	0-70910-00114	.2049	.0038
*	160120	HPT	CR STRAW NF HPT PPR	0-70910-00095	.1991	.0038
	15210	4OZ	YAMI LF STRAW/BAN YO	0-11384-10422	.3037	
	15212	4OZ	YAMI LF RASP YOG 48/	0-11384-10421	.3037	
	15230	HPT	YAMI LF PEACH YOG 24	0-11384-10887	.5664	
	15232	HPT	YAMI LF STRAW YOG 24	0-11384-10880	.5664	
	160583	QT	CR LF VAN YOG QT	0-70910-00583	2.1735	
	160820	6OZ	CR LF STRAW YOG 6Z	0-70910-00820	.5806	
	160821	6OZ	CR LF STRAW/BAN YOG	0-70910-00821	.5806	
	160822	6OZ	CR LF BLUEBRY YOG 6Z	0-70910-08220	.5806	
	160823	6OZ	CR LF MXD BERRY YOG	0-70910-00823	.5806	
	160824	6OZ	CR LF PEACH YOG 6Z	0-70910-00824	.5806	
	160825	6OZ	CR LF RASPBRY YOG 6Z	0-70910-08250	.5806	
	160828	6OZ	CR LF PLAIN YOG 6Z	0-70910-00828	.5806	
	160829	6OZ	CR LF VAN YOG 6Z	0-70910-00829	.5806	
	160294	4OZ	CR O.J. 4Z PPR	0-70910-00294	.1896	
	160297	4OZ	CR APPLE JUICE 4Z PP	0-70910-00297	.1715	
	50232	HPT	LACTAID NF W/CALCIUM	0-41383-09032	.5996	
	123	EA	CRV 24Z-LESS THAN	0-76998-00123	.0500	
	456	EA	CRV 24Z & MORE	0-76998-00456	.1000	

* = CHANGE IN PRICE

= NEW PRODUCT

JUNE 2018 PRICING

PRICE SHEET - A

FLUID MILK AND MILK BY-PRODUCTS SPECIFICATIONS

This will be an all or nothing award. Vendor must bid on all items to be considered responsive.

All Milk Products shall be Grade "A" pasteurized milk ordinance per Government Standard, conforming with the Agriculture code, gluten free, with no added hormones (rBst or rbGH), no Antibiotic residue, no High Fructose Corn Syrup, and contain no artificial colors or flavors, produced and processed in California and meet USDA federal meal program nutrient standards. Nutritional analysis and ingredient list to be submitted with proposal. Packed in translucent plastic containers, printed paperboard cartons.

Item Description	Brand	Approximate Annual Usage (units)	Units/Case	Each Unit Price
Milk, Low Fat 1% Homogenized Vitamin D ½ pint 8 (oz) carton	CRYSTAL	710,000	50/CASE	.1967
Milk, Fat Free, Homogenized, Vitamin D Chocolate ½ pint 8 (oz.) carton, (maximum 19 gms. sugar per serving) Specify type of added sweetener used: _____	CRYSTAL	1,126,000	50/CASE	.2049
Milk, Fat Free, Homogenized, Vitamin D Strawberry ½ pint 8(oz.) carton (maximum 19 gms. sugar per serving) Specify type of added sweetener used: _____	CRYSTAL	100,000	50/CASE	.1991
Yogurt, Lowfat, Assorted fruit flavors, packed in 8 oz. easy to open container. Must meet USDA Meal Pattern requirements for a two (2) oz. meat/meat alternative Specify type of added sweetener used:_____ Specify available flavors: _____				
Yogurt, Lowfat, (Yami or like brand) Assorted fruit flavors packed in a 4 oz. easy to open container. Must meet USDA Meal Pattern requirements for a one (1) oz. meat/meat alternative Specify type of added sweetener used:_____ Specify available flavors:_____				
Yogurt, Lowfat, Vanilla flavored, packed in a Quart tub. A 4 oz. serving must meet USDA Meal Pattern requirements for a one (1) oz. meat/meat alternative. Specify type of added sweetener used: _____				

PRICE SHEET- B

JUICE SPECIFICATIONS

This will be an all or nothing award. Vendor must bid on all items to be considered responsive.

Specifications: All frozen juices to contain 100% pure fruit juice, must not contain added sweeteners, preservatives or additives, and must meet the required standards of "USDA Grade A." Juice shall be thawed upon delivery. Nutritional analysis and ingredient list to be submitted with proposal

Item Description	Unit	Approximate Annual Usage	Units/Case	Unit Price
Orange, individual 100% juice. No sugar added, brix not less than 10.5	4 oz.	347,000	75/case	.1896
Apple, individual 100% juice, No sugar added, brix not less than 11.5	4 oz.	375,000	75/case	.1715

ALUM ROCK UNION ELEMENTARY SCHOOL DISTRICT
2930 Gay Avenue
San José, CA 95127

13.15

Office of Superintendent of Schools

ITEM REQUIRING ATTENTION – BOARD OF TRUSTEES

To the Superintendent of Schools: Date: June 5, 2018

Subject: **California Multiple Award Schedules (CMAS) Program**

Staff Analysis: The State of California establishes multiple award contracts in accordance with Public Contract Code Sections 10290-10299 et seq. and 12101.5 (effective January 1994). CMAS contracts are used by public and private schools, colleges and universities, cities, counties, non-profits, and governmental entities. The CMAS Program does not use the General Services Agency (GSA) Authorized Federal Supply Service Schedule, instead establishes a totally independent California contract for the same products and services at equal or lower prices.

Recommendation: Staff recommends the Board of Trustees approve the use of piggyback CMAS contracts and any applicable contract extensions for the purchases of materials and supplies on an as needed basis for the 2018/2019 school year.

Submitted by: Maria J. Martinez M.M. Title: Procurement Manager

Approved by: Kolvira Chheng Title: Assistant Superintendent Business Services

To the Board of Trustees: Meeting: June 14, 2018
Regular Board Meeting

Recommended Approval

13.15
Agenda Placement

Hilaria Bauer, Ph.D., Superintendent

DISPOSITION BY BOARD OF TRUSTEES

Motion by: _____ Seconded by: _____

Approved _____ Not Approved _____ Tabled _____

GENERAL CMAS PROGRAM INFORMATION

Program Overview

California Multiple Award Schedules (CMAS) offer a wide variety of commodity, non-IT Services, and information technology products and services at prices which have been assessed to be fair, reasonable and competitive. The use of these contracts is optional and is available to California State and Local Government agencies.

State Agencies Note

State agencies should refer to the State Contracting Manual (SCM), Volume 2, Chapter 6, Sections A & B (Non-IT), and the SCM, Volume 3, Chapter 6, Sections A & B (IT), for information regarding the CMAS Program.

Use of the California Multiple Award Schedule program does not reduce or relieve California State agencies of their responsibility to meet statewide requirements, guidelines, procedures or policies regarding contracts or procurements.

Contracting Expertise and Successful Results

Each agency is responsible for its own contracting program and purchasing decisions, including use of the CMAS program and associated outcomes.

It is the responsibility of the ordering agency to have sufficient procurement expertise and understanding of applicable codes, policies, and guidelines and the CMAS program parameters to ensure that transactions are legal and consistent with best business practices.

This responsibility includes, but is not necessarily limited to, ensuring the necessity of the services, securing appropriate funding, complying with laws and policies, preparing the purchase order in a manner that safeguards the State's interests, obtaining required approvals, and documenting compliance with Government Code 19130.b (3) for outsourcing services.

Successful CMAS transactions are totally the responsibility of the ordering agency. Agency staff must possess sufficient knowledge of essential acquisition principles and practices to make appropriate purchasing decisions or risk loss of delegated purchasing authority to use the CMAS program.

Legal Counsel

It is the responsibility of each agency to consult as applicable with their legal staff and contracting offices for advice depending upon the scope or complexity of the purchase order.

If you do not have legal services available to you within your agency, the DGS Office of Legal Services is available to provide services on a contract basis.

How to Get a Copy of a CMAS Contract

Each CMAS contractor is required to provide a complete copy of their CMAS contract to a California State Agency or Local Government Agency upon request. The CMAS unit strongly encourages government agencies to place orders ONLY with suppliers who provide a complete CMAS contract, as follows:

Continued on next page

How to Get a Copy of a CMAS Contract (continued)

- **CMAS Cover Pages** - The CMAS cover pages include the signature page and custom ordering instructions as prepared by the CMAS unit.
- **State of California Contract Terms and Conditions** - Several pages of contract terms and conditions, as required by the State of California.
- **Federal GSA Contract Terms and Conditions** - The federal GSA (or other base contract) terms and conditions define the warrantees and guarantees.
- **Products and Services Price List** - The prices of all products and services in a CMAS contract are the maximum prices. Contractors may only sell, and agencies may only buy, products and services identified on the contract. The exception to this rule is product(s) or services procured under the Not Specifically Priced (NSP) provision. This provision is included with many CMAS contracts. Any product or service procured under the NSP provision must be subordinate to a product identified on the same order. The maximum dollar amount of NSP items on an order is defined in the NSP provision.

Go to www.dgs.ca.gov/pd/programs/leveraged/cmas.aspx, then select "Find a CMAS Contract" to search for products, services, or contractors available on the CMAS Program. Also, agencies can use this site to substantiate that the CMAS contract is still valid prior to issuing an order.

DGS Fees

Orders from State Agencies:
The Department of General Services (DGS) will bill each state agency directly an administrative fee for use of CMAS contracts. The administrative fee should NOT be included in the order total, nor remitted before an invoice is received from DGS. This administrative fee is waived for CMAS purchase orders issued to California certified small businesses.

See the current administrative fees in the DGS Price Book at www.dgs.ca.gov/ofs/resources/pricebook.aspx.

Orders from Local Government Agencies:
CMAS contractors, who are not California certified small businesses, are required to remit to the DGS an incentive fee equal to 1% of the total of all local government agency orders (excluding sales tax and freight) placed against their CMAS contract(s). This incentive fee is in lieu of local government agencies being billed the above referenced DGS administrative fee.

This incentive fee is waived for CMAS purchase orders issued to California certified small businesses.

Travel

If the contract provides for reimbursement of travel expenses, state agencies may pay travel and per diem expenses according to state travel time and per diem rules (represented employee rates) with verified receipts.

Notwithstanding the contract provisions, the State will not be responsible for the cost of travel to bring contractor personnel to the agency site to commence work. However, if requested by the ordering agency, the State will be responsible for the cost of travel from one California agency site to another.

Continued on next page

Travel (continued)

Local government agency, education and special districts will pay travel time and per diem according to their respective statutory requirements.

All travel and per diem expenses must be within contract parameters, and incorporated into the agency purchase order.

It is important that the agency and contractor discuss necessary travel requirements prior to issuing the purchase order because the detail and cost (only as allowed for in the contract) must be included in the agency purchase order to be payable.

Training Vouchers

It is acceptable to purchase training vouchers in advance of training being performed providing the Contractor does not invoice and the State does not pay for the training services in advance.

Liquidated Damages & Acceptance Testing Criteria

If the agency wants to include acceptance testing and liquidated damages for late delivery, the criteria must be mutually agreed upon by the agency and contractor, and added to the purchase order to be applicable.

If the agency wants to include acceptance testing for all newly installed technology systems, and individual equipment, and machines which are added or field modified (modification of a machine from one model to another) after a successful performance period, the test criteria must be included in the purchase order to be applicable.

Public Works Projects on CMAS Contracts

Definition of a Public Works Project
A public works contract is defined as a contract for "the erection, construction, alteration, repair or improvement of any public structure, building, road or other public improvement of any kind" in accordance with the Public Contract Code (PCC) Section 1101.

Installation of Physical Layer Cable & Carpet
Installation of physical layer cable and carpet is considered public works. The agency purchase order may allow for a public works component only when it is incidental to the overall project requirements. This means the total dollar value of all services included in a purchase order must not exceed the dollar value of the products.

Applicable Laws & Codes
Agencies are to ensure that the applicable laws and codes pertaining to contractor and sub-contractor licensing, prevailing wage rates, bonding, labor code requirements, etc., are adhered to by prime contractors as well as sub-contractors during the performance under the agency's CMAS purchase order.

Agency Responsibility
In accordance with Labor Code Section 1773.2, the ordering agency is responsible for determining the appropriate craft, classification or type of worker needed for any contract for public works.

Also, the agency is to specify the applicable prevailing wage rates as determined by the Director of the Department of Industrial Relations (DIR). In lieu of specifying the prevailing wage rates, the agency may include a statement on the purchase order that the prevailing wage rates are on file at the agency's office, and will be made available upon request. The prevailing wage rates are available from the DIR at (415) 703-4774.

Continued on next page

Public Works Projects on CMAS Contracts (continued)

Verify Status of Contractor's License
The CMAS Unit substantiates that the Contractor holds the appropriate license when the contract is established. However, the agency must verify that the Contractor's license is still active and in good standing prior to placing the order by calling the State Contractor's License Board at 1-800-321-2752 or on their web site at http://www.cslb.ca.gov.

Prime & Subcontractor Must Be Licensed
When contractor's licenses are required, the prime and subcontractor (if applicable) must both hold a valid license for the work being performed.

State Contracting Manual
State agencies planning public works projects need to review the State Contracting Manual (SCM), Volume 1, Section 10 for applicable regulations.

Public Works Bond Requirements

Prior to the commencement of performance, the Contractor must obtain and provide to the State, a payment bond, on Std. Form 807, when the purchase order involves a public works expenditure (labor/installation costs) in excess of $5,000. Such bond shall be in a sum not less than one hundred percent (100%) of the contract price. Forms shall be provided to the Contractor. See the General Terms and Conditions, CMAS Public Works Requirements.

Progress Payments

Non-IT Goods - See Public Contract Code 10314

Non-IT Services - See Public Contract Code 10346

IT Goods and Services - See Public Contract Code 12112

Amendments for CMAS Contracts based on Federal GSA Schedules

Once the federal GSA schedule is amended by the federal government, the change becomes effective for associated CMAS contracts without the need for a CMAS contract amendment, with the following exceptions:

1. A CMAS contract amendment is required when the contract is based on products and/or services from another contractor's GSA schedule and the Contractor wants to add a new manufacturer's products and/or services.

2. A CMAS contract amendment is required for new federal contract terms and conditions that constitute a material difference from existing contract terms and conditions. A material change has a potentially significant effect on the delivery, quantity or quality of items provided, the amount paid to the Contractor or on the cost to the State.

3. A CMAS contract amendment is required to extend the end term of the CMAS contract.

Continued on next page

General CMAS Program Information, Continued

Amendments for CMAS Contracts based on Non-GSA Multiple Award Contracts	A CMAS contract amendment is required for any change to a CMAS contract based on a non-GSA multiple award contract.
Conflict of Interest	Agencies must develop a plan to evaluate the proposed purchase order for any potential conflict of interest issues. See the CMAS Terms & Conditions, Conflict of Interest, for more information.
Consulting Contracts	State agencies must determine whether a consultant's proposed duties create any reporting requirements under the Political Reform Act. Under some circumstances, consultants may be required to report economic interests; may be prohibited from receiving gifts; and/or may be disqualified from participating in certain decisions.
Prohibited Financial Interest	Employees and certain consultants may be prohibited from participating in decisions or participating in "making purchase orders" if they have a financial interest. See Government Code Section 1090 et seq. and Government Code Section 87400 et seq.
Contractors Acting as Fiscal Agents are Prohibited	When a subcontractor ultimately performs all of the services that a contractor has agreed to provide and the prime contractor only handles the invoicing of expenditures, then the prime contractor's role becomes that of a fiscal agent because it is merely administrative in nature, and does not provide a commercially useful function. It is unacceptable to use fiscal agents in this manner because the agency is paying unnecessary administrative costs.
Contractor Name/Ownership Change	Many contractors are changing their company name and ownership status. The company name on the CMAS contract, purchase order and invoice must match or the State Controller's Office will not approve payment. Agencies cannot approve invoices if the company name varies between these documents. Contractors must contact the CMAS Unit to initiate a legal name change for their CMAS contract. See the "CMAS Contract Management & Information Guide", Section 1 Topic 4, for more information.
Multiple Contractors on One Project	Ideally, agencies will obtain all of their requirements for a project from the same CMAS contractor, because unlike the bid process each individual contractor is responsible "only" for their portion (whatever their individual purchase order specifies), not the total solution with everything completed and working together. Even if an agency hires a project manager, the project manager is responsible only for "project management." Consequently, the agency is solely responsible for the successful integration of all components. Agencies must develop complete Statements of Work (SOW) that include all necessary requirements. See Statement of Work Information for considerations, questions, and sample language to be used in developing a Statement of Work.

Continued on next page

Network Design Services

All network design services on CMAS contracts must result in a hardware or software solution. Also, all network design services performed by the Contractor that include infrastructure components must be performed by a BICSI certified Registered Communications Distribution Designer (RCDD) employed either by the Contractor or subcontractor. Evidence of RCDD certification may be required by the ordering agency.

Small Business/DVBE Subcontracting Participation

Small Business/DVBE - Tracking
State agencies are able to claim subcontracting dollars towards their small business or DVBE goals whenever the Contractor subcontracts a commercially useful function to a certified small business or DVBE. The Contractor will provide the ordering agency with the name of the small business or DVBE used and the dollar amount the ordering agency can apply towards its small business or DVBE goal.

Small Business/DVBE Subcontracting
The amount an ordering agency can claim towards achieving its small business or DVBE goals is the dollar amount of the subcontract award made by the Contractor to each small business or DVBE. The Contractor will provide an ordering agency with the following information at the time the order is quoted:

1. The Contractor will state that, as the prime Contractor, it shall be responsible for the overall execution of the fulfillment of the order.

2. The Contractor will indicate to the ordering agency how the order meets the small business or DVBE goal, as follows:

    - List the name of each company that is certified by the Office of Small Business and DVBE Services that it intends to subcontract a commercially useful function to; and

    - Include the small business or DVBE certification number of each company listed, and attach a copy of each certification; and

    - Indicate the dollar amount of each subcontract with a small business or DVBE that may be claimed by the ordering agency towards the small business or DVBE goal; and

    - Indicate what commercially useful function the small business or DVBE subcontractor will be providing towards fulfillment of the order.

The ordering agency's purchase order must be addressed to the prime Contractor, and the purchase order must reference the information provided by the prime Contractor from the quotation as outlined above.

Resellers

Authorized CMAS resellers qualify as independent solicitation offers. That is, the agency can obtain the necessary offers from one CMAS contract with multiple authorized resellers.

Continued on next page

Purchase Order Termination

The only CMAS provisions for early termination of a purchase order are in the areas identified below.

- Termination for Non-Appropriation of Funds
- Termination for Convenience (of the State)
- Termination for Default

Agencies may negotiate with the Contractor to include a termination provision in the purchase order before issuance of the order. The Contractor is not legally obligated to accept increased risk.

Delivery of Products and Services

Purchase orders must be issued before the expiration of the CMAS contract. However, delivery of the products or completion of the services may be provided after the expiration of the CMAS contract (unless specifically stipulated otherwise in the CMAS contract), but must be as provided as specified in the purchase order.

Bundling of Products, Services, and Prices

Product bundling is not allowed. All components shall be delineated as separate line items having individual product numbers or identifiers, unless specified on the base contract as a bundled item having a bundled product number.

Bundling of consulting services is not allowed. Agency orders must be detailed showing staff hours by approved classification, and hourly rate per classification for each task/deliverable. Showing only one lump sum total for the project without providing a detailed breakdown as described above is not acceptable.

ALUM ROCK UNION ELEMENTARY SCHOOL DISTRICT
2930 Gay Avenue
San José, CA 95127

13.16

Office of Superintendent of Schools

ITEM REQUIRING ATTENTION – BOARD OF TRUSTEES

To the Superintendent of Schools: Date: June 5, 2018

Subject: **NASPO ValuePoint Cooperative Program**

Staff Analysis: To support District purchasing needs, the District is requesting approval to piggyback on the NASPO ValuePoint Cooperative Program (formerly WSCA/NASPO) Master Price Agreements and any applicable contract extensions. NASPO contracts are used by public and private schools, colleges and universities, cities, counties, non-profits, and governmental entities. These bids are approved by the Department of General Services (DGS) for the State of California.

Recommendation: Staff recommends the Board of Trustees approve the use of NASPO ValuePoint Cooperative Program piggyback contracts and any applicable contract extension for the purchases of materials and supplies on an as needed basis for the 2018/2019 school year.

Submitted by: Maria J. Martinez M.M Title: Procurement Manager

Approved by: Kolvira Chheng Title: Assistant Superintendent of Business Services

To the Board of Trustees: Meeting: June 14, 2018
Regular Board Meeting

Recommended Approval

13.16
Agenda Placement

Hilaria Bauer, Ph.D., Superintendent

DISPOSITION BY BOARD OF TRUSTEES

Motion by: _____ Seconded by: _____

Approved _____ Not Approved _____ Tabled _____

NASPO ValuePoint

How NASPO ValuePoint Works (formerly WSCA-NASPO)

NASPO ValuePoint is the nation's largest public cooperative contracting organization. All of the cooperative contracts are led by one of the 50 states on behalf of the other states. ValuePoint is a non-profit subsidiary of the National Association of State Procurement Officials to provide states, local governments, public educational entities, etc. with best value contracts to support their important missions.

NASPO ValuePoint contracts are among the most successful and highest volume contracts in the US with the purchasing leverage of all 50 states. NASPO ValuePoint contracts consistently offer better contracts at lower costs. NASPO ValuePoint contracts are benchmarked and audited by third party professionals to ensure best-in-class pricing as well as superior terms and conditions. Aside from great prices and reduced administrative costs, you can rest assured that all NASPO ValuePoint contracts meet the highest standards of transparency and competition inherent in state procurement laws. Also, there are no fees to use NASPO ValuePoint contracts.

The contracts offered through the state of California are many, such as: Data Communications Products & Services, Security & Protection Services, Office Supplies, Computer Equipment, Peripherals & Related Services, Floorcovering and Installation, and Mailroom Equipment, Supplies and Maintenance.

There are many benefits to cooperative contracting; collectively, states are able to leverage their spending through a single solicitation that obtains best value pricing and superior contract terms. NASPO ValuePoint emphasizes best value from its contractors considering price, quality, reliability, warranties, and service while protecting states' interests with favorable terms and conditions. States also benefit from the lower administrative costs of processing solicitations by leveraging the expertise of staffs across state boundaries. Instead of many states soliciting for the same goods or services, one state takes the lead for one solicitation while other states take the lead for other solicitations. This division of labor allows states to share their resources and more efficiently achieve their business goals.
The NASPO ValuePoint Management Board is comprised of state procurement officials appointed by the National Association of State Procurement Officials representing their geographic region. The 21 member board oversees the strategic direction, operations and activities of the organization.

ALUM ROCK UNION ELEMENTARY SCHOOL DISTRICT
2930 Gay Avenue
San José, CA 95127

13.17

Office of Superintendent of Schools

ITEM REQUIRING ATTENTION – BOARD OF TRUSTEES

To the Board of Trustees: Date: June 6, 2018

Subject: **Delegation of Authority to Approve Bids and Award Contracts for BOND Projects Improvements in the Event of any Unforeseen Urgent Need District Wide.**

Staff Analysis: Due to conflicts between bid dates and board agenda deadlines, significant delays may occur. With the flexibility afforded by a Delegation of Authority to the Superintendent, projects may be completed in a timely manner. The projects may include the following trades: electrical, low voltage, plumbing, flooring, and carpentry. This is not an all-inclusive listing of trades. Staff recommends awarding contracts by the Superintendent if it is determined to be in the best interest of the District. All contracts will be placed on future Board agendas for ratification by the Board. This Delegation of Authority shall be valid for the duration of the 2018-2019 school term.

Recommendation: Staff requests the Board delegate authority to the Superintendent to award contracts for BOND Projects, per Education Code Section 17604.

Prepared by: Maria J. Martinez M.M. Title: Procurement Manager

Approved by: Kolvira Chheng Title: Assistant Superintendent of Business Services

To the Board of Trustees: Meeting: June 14, 2018
Regular Board Meeting

Recommended Approval

13.17
Agenda Placement

Hilaria Bauer, Ph.D., Superintendent

DISPOSITION BY BOARD OF TRUSTEES

Motion by: _____ Seconded by: _____

Approved _____ Not Approved _____ Tabled _____

ALUM ROCK UNION ELEMENTARY SCHOOL DISTRICT
2930 Gay Avenue
San José, CA 95127

13.18

Office of Superintendent of Schools

ITEM REQUIRING ATTENTION – BOARD OF TRUSTEES

To the Board of Trustees: Date: June 6, 2018

Subject: **Delegation of Authority to Approve Bids and Award Contracts for Facilities Improvements in the Event of any Unforeseen Urgent Need District Wide.**

Staff Analysis: Due to conflicts between bid dates and board agenda deadlines, significant delays may occur. With the flexibility afforded by a Delegation of Authority to the Superintendent, projects may be completed in a timely manner. The projects may include the following trades: electrical, low voltage, plumbing, flooring, and carpentry. This is not an all-inclusive listing of trades. Staff recommends awarding contracts by the Superintendent if it is determined to be in the best interest of the District. All contracts will be placed on future Board agendas for ratification by the Board. This Delegation of Authority shall be valid for the duration of the 2018-2019 school term.

Recommendation: Staff requests the Board delegate authority to the Superintendent to award contracts for Facility Improvements, per Education Code Section 17604.

Prepared by: Maria J. Martinez M.M. Title: Procurement Manager

Approved by: Kolvira Chheng Title: Assistant Superintendent of Business Services

To the Board of Trustees: Meeting: June 14, 2018
Regular Board Meeting

Recommended Approval

13.18
Agenda Placement

Hilaria Bauer, Ph.D., Superintendent

DISPOSITION BY BOARD OF TRUSTEES

Motion by: _____ Seconded by: _____

Approved _____ Not Approved _____ Tabled _____

ALUM ROCK UNION ELEMENTARY SCHOOL DISTRICT
2930 Gay Avenue
San Jose, CA 95127

13.19

Office of Superintendent of Schools

ITEM REQUIRING ATTENTION – BOARD OF TRUSTEES

To the Board of Trustees:

Date: June 7, 2018

Subject: **Resolution #43-17/18 Inventory Disposal**

Staff Analysis:

Authorize the sale, donation, and/or disposal of surplus property under the direction of the Procurement Manager, Assistant Superintendent of Business Services and the Superintendent.

Recommendation:

Staff recommends approval of the sale, donation and/or disposal, of Surplus Property listed on the attached sheets dated June 14, 2018.

Prepared by: Maria Martinez M.M. Title: Procurement Manager

Approved by: Kolvira Chheng Title: Assistant Superintendent of Business Services

To the Board of Trustees:

Recommend Approval

13.19

Agenda Placement

Meeting: June 14, 2018

Regular Board Meeting

Hilaria Bauer, Ph.D., Superintendent

DISPOSITION BY BOARD OF TRUSTEES

Motion by: _____ Seconded by: _____

Approved: _____ Not Approved: _____ Tabled: _____

ALUM ROCK UNION ELEMENTARY SCHOOL DISTRICT
OF
SANTA CLARA COUNTY, STATE OF CALIFORNIA

RESOLUTION # 43-17/18
SALE, DONATION -AND/OR DISPOSAL OF SURPLUS PROPERTY

WHEREAS, Education Code 39520 authorizes the sale for cash of any property belonging to the District if the property is not required for school purposes, or it should be disposed for the purpose of replacement, or it is unsatisfactory or not suitable for school use.

WHEREAS, Education Code 39520 and 39521 provides procedures to implement such a sale, public or private, conducted by staff;

WHEREAS, Education Code 39521 provides for donations to charitable organizations or disposal if property is of insufficient value to defray costs of arranging a sale;

NOW, THEREFORE, BE IT RESOLVED, that this Board does hereby authorize such a sale, donation, and/or disposal of surplus property, under the direction of the Procurement Manager, Assistant Superintendent of Business Services and /or Superintendent.

PASSED AND ADOPTED this 14th day of June, 2018, by the Board of Trustees of the Alum Rock Union Elementary School District, County of Santa Clara, and State of California.

Ayes_____ Noes_____ Absent_____ Abstain_____

Board of Trustees:

Esau Ruiz Herrera, President _____

Karen Martinez, Vice President _____

Dolores Marquez-Frausto, Clerk _____

Khanh Tran, Member _____

Andres Quintero, Member _____

I HEREBY CERTIFY that the foregoing resolution was duly and regularly introduced, passed, and adopted by the members of the Board of Trustees of the Alum Rock Union Elementary School District at a public meeting of said Board held on June 14, 2018.

_____
Hilaria Bauer, Ph.D., Superintendent

SURPLUS FURNITURE EQUIPMENT DISPOSAL
June 14, 2018
Resolution # 43-17/18

Description	ARUSD #	Serial #	LOCATION	Department
OPTIPLEX GX520	11320	6QD2H81	ITSS	ITSS
OPTIPLEX 780	15954	7QN0QM1	ITSS	ITSS
OPTIPLEX GX280	11182	GMB4B71	ITSS	ITSS
OPTILPLEX 760	NA	7G0KZK1	ITSS	ITSS
OPTIPLEX 760	15512	4SDFGK1	ITSS	ITSS
OPTIPLEX 745	12965	JPW2JD1	ITSS	ITSS
DELL 1908FPC	NA	CN0UW0426418082T7SVH	ITSS	ITSS
OPTIPLEX 760	15357	F9S4WK1	ITSS	ITSS
OPTIPLEX 760	NA	70N70L1	ITSS	ITSS
OPTIPLEX 760	NA	3BXWJK1	ITSS	ITSS
OPTIPLEX 760	NA	B0M2JK1	ITSS	ITSS
OPTIPLEX GX520	NA	8GZ0XC1	ITSS	ITSS
OPTIPLEX 760	15513	4SDHGK1	ITSS	ITSS
OPTIPLEX 755	NA	1BP6XF1	ITSS	ITSS
OPTIPLEX 760	15136	8HWS4J1	ITSS	ITSS
HITACHI CP-X305UF	NA	F8CU04065	ITSS	ITSS
HITACHI CP-X305UF	NA	F7JU01954	ITSS	ITSS
HITACHI CP-X305UF	NA	F7JU02485	ITSS	ITSS
HP VECTRA VLI8	2950	US01168794	ITSS	ITSS
HITACHI CP-X305UF	NA	F7JU02034	ITSS	ITSS
HITACHI CP-X305UF	NA	F7KU02665	ITSS	ITSS
DELL LATITUDE 2120	17034	BT7SQQ1	ITSS	ITSS
DELL LATITUDE 2120	16082	6HXN9M1	ITSS	ITSS
DELL LATITUDE 2120	15809	D47G8M1	ITSS	ITSS
DELL LATITUDE 2120	16070	FHXN9M1	ITSS	ITSS
DELL LATITUDE 2120	15938	31PQ8M1	ITSS	ITSS
DELL LATITUDE 2120	15780	JQ1D8M1	ITSS	ITSS
DELL LATITUDE 2120	15762	72FC8M1	ITSS	ITSS
DELL LATITUDE 2120	16085	2JXN9M1	ITSS	ITSS
DELL LATITUDE 2120	15937	G0PQ8M1	ITSS	ITSS
DELL LATITUDE 2120	15760	H1FC8M1	ITSS	ITSS
DELL LATITUDE 2120	15752	5R1D8M1	ITSS	ITSS
DELL LATITUDE 2120	15932	GP4R8M1	ITSS	ITSS
DELL LATITUDE 2120	15920	40PQ8M1	ITSS	ITSS
DELL LATITUDE 2120	15764	92FC8M1	ITSS	ITSS
DELL LATITUDE 2120	15810	F37G8M1	ITSS	ITSS
DELL LATITUDE 2120	15946	90PQ8M1	ITSS	ITSS
DELL LATITUDE 2120	15758	FQ1D8M1	ITSS	ITSS
DELL LATITUDE 2120	15811	B37G8M1	ITSS	ITSS
DELL LATITUDE 2120	16088	7HXN9M1	ITSS	ITSS
DELL LATITUDE 2120	15785	62FC8M1	ITSS	ITSS
DELL LATITUDE 2120	15782	C1FC8M1	ITSS	ITSS
CP-X306WF PROJECTOR	NA	F8I002657	ITSS	ITSS
CP-X305UF PROJECTOR	NA	F7IU00858	ITSS	ITSS
CP-X305UF PROJECTOR	NA	F8AU03868	ITSS	ITSS

DELL LATITUDE 2120	15945	B0PQ8M1	ITSS	ITSS
DELL LATITUDE 2120	15753	GQ1D8M1	ITSS	ITSS
DELL LATITUDE 2120	16083	4JXN9M1	ITSS	ITSS
DELL LATITUDE 2120	15756	HQ1D8M1	ITSS	ITSS
DELL PP02X	8939	6TKXV31	ITSS	ITSS
DELL PP02X	8958	1CTXV31	ITSS	ITSS
DELL PP02X	10368	96Y6M51	ITSS	ITSS
DELL PP04X	12289	JSWDKC1	ITSS	ITSS
DELL PP04X	12280	CQWDKC1	ITSS	ITSS
DELL PP04X	12272	CKWDKC1	ITSS	ITSS
DELL PP04X	12290	5TWDKC1	ITSS	ITSS
DELL PP18L	13254	2DQHGD1	ITSS	ITSS
CP-X251UF	NA	F6LU15308	ITSS	ITSS
CP-X305UF	NA	F8CU04837	ITSS	ITSS
ELL PP17L	13661	626VMF1	ITSS	ITSS
DELL PP17L	13745	H39TXF1	ITSS	ITSS
DELL PP17L	12338	6ZNCRC1	ITSS	ITSS
DELL PP17L	12134	2B8PBC1	ITSS	ITSS
DELL PP17L	12283	9RWDKC1	ITSS	ITSS
DELL PP17L	12282	4RWDKC1	ITSS	ITSS
DELL PP17L	12287	CSWDKC1	ITSS	ITSS
DELL PP18L	12906	251PFD1	ITSS	ITSS
DELL PP17L	13746	749TXF1	ITSS	ITSS
DELL PP17L	14901	5BK1LH1	ITSS	ITSS
DELL LATITUDE 2120	15768	82FC8M1	ITSS	ITSS
DELL LATITUDE 2120	15763	22FC8M1	ITSS	ITSS
DELL LATITUDE 2120	15773	81FC8M1	ITSS	ITSS
DELL LATITUDE 2120	15771	F2FC8M1	ITSS	ITSS
DELL LATITUDE 2120	15784	H2FC8M1	ITSS	ITSS
DELL LATITUDE 2120	15940	10PQ8M1	ITSS	ITSS
DELL LATITUDE 2120	15766	D1FC8M1	ITSS	ITSS
DELL LATITUDE 2120	16094	CHXN9M1	ITSS	ITSS
DELL LATITUDE 2120	15778	71FC8M1	ITSS	ITSS
DELL LATITUDE 2120	15751	2R1D8M1	ITSS	ITSS
DELL LATITUDE 2120	16065	9GXN9M1	ITSS	ITSS
DELL LATITUDE 2120	15757	32FC8M1	ITSS	ITSS
DELL LATITUDE 2120	15931	80PQ8M1	ITSS	ITSS
DELL PP10L	NA	353HQ71	ITSS	ITSS
MONITOR DELL 17"	NA	CN0PM3727287277D0U2I	ITSS	ITSS
MONITOR DELL 17"	NA	CN0PM3727287277D0TLI	ITSS	ITSS
MONITOR DELL 17"	NA	CN0UW0426418082T7SVH	ITSS	ITSS
MONITOR DELL 17"	NA	NA	ITSS	ITSS
MONITOR DELL 17"	NA	NA	ITSS	ITSS
MONITOR DELL 17"	NA	NA	ITSS	ITSS
MONITOR DELL 19"	NA	NA	ITSS	ITSS
MONITOR DELL 19"	NA	NA	ITSS	ITSS
MONITOR DELL 19"	NA	NA	ITSS	ITSS
MONITOR DELL 19"	NA	NA	ITSS	ITSS
MONITOR DELL 19"	NA	NA	ITSS	ITSS
MONITOR DELL 19"	NA	NA	ITSS	ITSS
MONITOR DELL 19"	NA	NA	ITSS	ITSS
MONITOR DELL 19"	NA	NA	ITSS	ITSS

MONITOR DELL 19"	NA	NA	ITSS	ITSS
MONITOR DELL 19"	NA	NA	ITSS	ITSS
MONITOR DELL 19"	NA	NA	ITSS	ITSS
MONITOR DELL 19"	NA	NA	ITSS	ITSS
MONITOR DELL 19"	NA	NA	ITSS	ITSS
CP-X265WF	NA	F6L003331	ITSS	ITSS
CP-X306WF	NA	F8H001681	ITSS	ITSS
CP-X305UF	NA	F7IU00873	ITSS	ITSS
CP-X305UF	NA	F7IU00868	ITSS	ITSS
MONITOR DELL 19"	NA	NA	ITSS	ITSS
CP-X306WF	NA	F9B007260	ITSS	ITSS
CP-X305UF	NA	F7IU00854	ITSS	ITSS
HP LAPTOP MT40	2004248	CNU350DW73	ITSS	ITSS
HP LAPTOP MT40	NA	CNU402B90L	ITSS	ITSS
HP LAPTOP MT40	2004596	CNU350DS5Q	ITSS	ITSS
HP LAPTOP MT40	2003363	CNU3449W8D	ITSS	ITSS
HP LAPTOP MT40	2005432	CNU347BSQ4	ITSS	ITSS
HP LAPTOP MT40	NA	CNU350BG45	ITSS	ITSS
HP LAPTOP MT41	NA	A3009DD10603	ITSS	ITSS
HP LAPTOP MT40	2005584	F3Y73UC#ABA	ITSS	ITSS
HP LAPTOP MT40	2005485	CNU347BSK5	ITSS	ITSS
HP LAPTOP MT40	NA	CNU350DWC6	ITSS	ITSS
HP LAPTOP MT40	NA	CNU344B5LM	ITSS	ITSS
HP LAPTOP MT40	2006009	CNU350BGSN	ITSS	ITSS
HP LAPTOP MT40	2005462	CNU347BTJM	ITSS	ITSS
HP LAPTOP MT40	2005290	F3Y73UC#ABA	ITSS	ITSS
HP LAPTOP MT40	2004729	CNU350DRBS	ITSS	ITSS
HP LAPTOP MT40	NA	CNU344B45Y	ITSS	ITSS
HP LAPTOP MT40	2003935	CNU344B5P2	ITSS	ITSS
HP LAPTOP MT40	NA	CNU344B4SV	ITSS	ITSS
HP LAPTOP MT40	2003923	CNU344B5T4	ITSS	ITSS
HP LAPTOP MT40	2007470	CNU402C5LX	ITSS	ITSS
HP LAPTOP MT40	2004652	CNU350DRW2	ITSS	ITSS
HP LAPTOP MT40	NA	CNU344B5VY	ITSS	ITSS
HP LAPTOP MT40	NA	CNU344B50C	ITSS	ITSS
HP LAPTOP MT40	NA	CNU344B5DY	ITSS	ITSS
HP LAPTOP MT40	2001395	CNU3199Y92	ITSS	ITSS
HP LAPTOP MT40	2003818	CNU344B843	ITSS	ITSS
HP LAPTOP MT40	2005493	CNU347BSM7	ITSS	ITSS
HP LAPTOP MT40	2006220	CNU350BGDC	ITSS	ITSS
HP LAPTOP MT40	2007814	CNU402C5D7	ITSS	ITSS
HP LAPTOP MT40	2006283	CNU350BGGS	ITSS	ITSS
HP LAPTOP MT40	2006220	CNU350BGDC	ITSS	ITSS
DELL LAPTOP D530	14406	5LRT7G1	ITSS	ITSS
DELL LAPTOP D530	12388	4T8FVC1	ITSS	ITSS
DELL LAPTOP D530	13446	3DZVGF1	ITSS	ITSS
DELL LAPTOP D820	12138	7F8PBC1	ITSS	ITSS
DELL LAPTOP D520	13523	4C55JF1	ITSS	ITSS
DELL LAPTOP D520	12094	5C8X9C1	ITSS	ITSS
DELL LAPTOP D820	12564	14B3WC1	ITSS	ITSS
DELL LAPTOP D520	15808	J47G8M1	ITSS	ITSS
DELL LAPTOP E5410	16520	4Z94XM1	ITSS	ITSS

DELL LAPTOP E5410	16518	6Z94XM1	ITSS	ITSS
DELL LAPTOP D820	12244	CHY0HC1	ITSS	ITSS
DELL LAPTOP D505	11288	2S2HQ71	ITSS	ITSS
DELL LAPTOP D505	11314	622HQ71	ITSS	ITSS
DELL LAPTOP D505	11286	3X2HQ71	ITSS	ITSS
DELL LAPTOP D505	11306	4H2HQ71	ITSS	ITSS
DELL LAPTOP D505	11306	8N2HQ71	ITSS	ITSS
DELL LAPTOP D505	11313	412HQ71	ITSS	ITSS
DELL LAPTOP D505	11300	532HQ71	ITSS	ITSS
ZERO CLIENT	NA	2TG2500850	ITSS	ITSS
HP 2300	NA	CNBGH64048	ITSS	ITSS
OPTIPLEX GX520	11320	6QD2H81	ITSS	ITSS
OPTIPLEX 780	15954	7QN0QM1	ITSS	ITSS
OPTIPLEX GX280	11182	GMB4B71	ITSS	ITSS
OPTILPLEX 760	NA	7G0KZK1	ITSS	ITSS
OPTILPLEX 760	15512	4SDFGK1	ITSS	ITSS
OPTIPLEX 745	12965	JPW2JD1	ITSS	ITSS
DELL 1908FPC	NA	CN0UW0426418082T7SVH	ITSS	ITSS
OPTIPLEX 760	15357	F9S4WK1	ITSS	ITSS
OPTIPLEX 760	NA	70N70L1	ITSS	ITSS
OPTIPLEX 760	NA	3BXWJK1	ITSS	ITSS
OPTIPLEX 760	NA	B0M2JK1	ITSS	ITSS
OPTIPLEX GX520	NA	8GZ0XC1	ITSS	ITSS
OPTIPLEX 760	15513	4SDHGK1	ITSS	ITSS
OPTIPLEX 755	NA	1BP6XF1	ITSS	ITSS
OPTIPLEX 760	15136	8HWS4J1	ITSS	ITSS
DELL 15" MONITOR	NA	NA

DELL 15" MONITOR	NA	NA	ITSS	ITSS
DELL 15" MONITOR	NA	NA	ITSS	ITSS
DELL 15" MONITOR	NA	NA	ITSS	ITSS
DELL 15" MONITOR	NA	NA	ITSS	ITSS
DELL 15" MONITOR	NA	NA	ITSS	ITSS
DELL 17" MONITOR	NA	NA	ITSS	ITSS
DELL 17" MONITOR	NA	NA	ITSS	ITSS
DELL 17" MONITOR	NA	NA	ITSS	ITSS
DELL 17" MONITOR	NA	NA	ITSS	ITSS
DELL 17" MONITOR	NA	NA	ITSS	ITSS
DELL 17" MONITOR	NA	NA	ITSS	ITSS
DELL 17" MONITOR	NA	NA	ITSS	ITSS
DELL 17" MONITOR	NA	NA	ITSS	ITSS
DELL 17" MONITOR	NA	NA	ITSS	ITSS
DELL 17" MONITOR	NA	NA	ITSS	ITSS
DELL 17" MONITOR	NA	NA	ITSS	ITSS
DELL 17" MONITOR	NA	NA	ITSS	ITSS
DELL 17" MONITOR	NA	NA	ITSS	ITSS
DELL 17" MONITOR	NA	NA	ITSS	ITSS
DELL 17" MONITOR	NA	NA	ITSS	ITSS
HP 1200 PRINTER	7491	CNDL059705	ITSS	ITSS
HP 6MP PRINTER	6372	L10504A	ITSS	ITSS
DELL 2330DN PRINTER	NA	B35CSG1	ITSS	ITSS
DELL LATITUDE D830	NA	8XM8LH1	ITSS	ITSS
DELL 1720DN PRINTER	NA	7FVWTB1	ITSS	ITSS
OVERHEAD PROJECTOR	NA	2039257	ITSS	ITSS
BROTHER 8065DN PRINTER	NA	U61507M6J338602	ITSS	ITSS
BROTHER 8065DN PRINTER	NA	U61507M6J338597	ITSS	ITSS
DELL LATITUDE 2110/2120	16651	F30WXP1	ITSS	ITSS
DELL LATITUDE 2110/2120	15691	44WNYL1	ITSS	ITSS
DELL LATITUDE 2110/2120	16653	D30WXP1	ITSS	ITSS
DELL LATITUDE 2110/2120	15700	54WNYL1	ITSS	ITSS
DELL LATITUDE 2110/2120	16894	6QNBZP1	ITSS	ITSS
DELL LATITUDE 2110/2120	15693	14WNYL1	ITSS	ITSS
DELL LATITUDE 2110/2120	16896	BQNBZP1	ITSS	ITSS
DELL LATITUDE 2110/2120	15696	94WNYL1	ITSS	ITSS
DELL LATITUDE 2110/2120	16588	3X4V6P1	ITSS	ITSS
HITACHI CP-X251 PROJECTOR	12207	F7AU17586	ITSS	ITSS
HITACHI CP-X251 PROJECTOR	12372	F7CU27298	ITSS	ITSS
HITACHI CP-X251 PROJECTOR	12217	F7AU17581	ITSS	ITSS
HITACHI CP-X251 PROJECTOR	NA	F7AU17583	ITSS	ITSS
HITACHI CP-X251 PROJECTOR	12172	F6LU15302	ITSS	ITSS
HITACHI CP-X251 PROJECTOR	12214	F7AU17588	ITSS	ITSS
PROMETHEAN UST-P1 PROJECTOR	NA	WUST-P14131124	ITSS	ITSS
HITACHI CP-X305 PROJECTOR	13362	F7IU01423	ITSS	ITSS
HITACHI CP-X305 PROJECTOR	13386	F7IU01414	ITSS	ITSS
HITACHI CP-X305 PROJECTOR	13593	F7KU02739	ITSS	ITSS
HITACHI CP-X305 PROJECTOR	13715	F7JU01647	ITSS	ITSS
HITACHI CP-X200 PROJECTOR	13109	F7G004478	ITSS	ITSS
HP COLOR 2600N PRINTER	NA	CNHC77T0P6	ITSS	ITSS
HP DESKJET 350 PRINTER	NA	SG05G120HROQ	ITSS	ITSS

DELL 20" MONITOR	8001	CN09E2494663333C058L	ITSS	ITSS
DELL 22" MONITOR	NA	NA	ITSS	ITSS
DELL 20" MONITOR	10106	CN0C06464663342G0E6L	ITSS	ITSS
DELL 17" MONITOR	NA	NA	ITSS	ITSS
OPTIQUEST Q7 MONITOR	NA	Q4A061407754	ITSS	ITSS
VIEWSONIC VG730M MONITOR	NA	QBY070624058	ITSS	ITSS
DELL 19" MONITOR	NA	NA	ITSS	ITSS
DELL 20" MONITOR	NA	NA	ITSS	ITSS
DELL 20" MONITOR	10098	CN0C0646466334261AHL	ITSS	ITSS
VIEWSONIC VE800 MONITOR	7116	A13021701205	ITSS	ITSS
VIEWSONIC VE800 MONITOR	7117	A13021701362	ITSS	ITSS
NEC LCD9V MONITOR	10570	44407071GA	ITSS	ITSS
DELL LATITUDE D800	00011135	D5LZH71	WAREHOUSE	WAREHOUSE
DELL 15" MONITOR	NA	NA	WAREHOUSE	MATHSON
DELL 15" MONITOR	NA	NA	WAREHOUSE	MATHSON
DELL 15" MONITOR	NA	NA	WAREHOUSE	MATHSON
DELL 15" MONITOR	NA	NA	WAREHOUSE	MATHSON
DELL 15" MONITOR	NA	NA	WAREHOUSE	MATHSON
DELL 15" MONITOR	NA	NA	WAREHOUSE	MATHSON
DELL 15" MONITOR	NA	NA	WAREHOUSE	MATHSON
DELL 15" MONITOR	NA	NA	WAREHOUSE	MATHSON
DELL 15" MONITOR	NA	NA	WAREHOUSE	MATHSON
DELL 15" MONITOR	NA	NA	WAREHOUSE	MATHSON
DELL 15" MONITOR	NA	NA	WAREHOUSE	MATHSON
DELL 15" MONITOR	NA	NA	WAREHOUSE	MATHSON
DELL 15" MONITOR	NA	NA	WAREHOUSE	MATHSON
DELL 15" MONITOR	NA	NA	WAREHOUSE	MATHSON
DELL 15" MONITOR	NA	NA	WAREHOUSE	MATHSON
DELL 15" MONITOR	NA	NA	WAREHOUSE	MATHSON
DELL 15" MONITOR	NA	NA	WAREHOUSE	MATHSON
DELL 15" MONITOR	NA	NA	WAREHOUSE	MATHSON
DELL 15" MONITOR	NA	NA	WAREHOUSE	MATHSON
DELL 15" MONITOR	NA	NA	WAREHOUSE	MATHSON
DELL 15" MONITOR	NA	NA	WAREHOUSE	MATHSON
DELL 15" MONITOR	NA	NA	WAREHOUSE	MATHSON
DELL 15" MONITOR	NA	NA	WAREHOUSE	MATHSON
DELL 15" MONITOR	NA	NA	WAREHOUSE	MATHSON
DELL 15" MONITOR	NA	NA	WAREHOUSE	MATHSON
DELL 15" MONITOR	NA	NA	WAREHOUSE	MATHSON
DELL 15" MONITOR	NA	NA	WAREHOUSE	MATHSON
DELL 15" MONITOR	NA	NA	WAREHOUSE	MATHSON
DELL 15" MONITOR	NA	NA	WAREHOUSE	MATHSON
DELL 15" MONITOR	NA	NA	WAREHOUSE	MATHSON
DELL 15" MONITOR	NA	NA	WAREHOUSE	MATHSON
DELL 15" MONITOR	NA	NA	WAREHOUSE	MATHSON
DELL 15" MONITOR	NA	NA	WAREHOUSE	MATHSON
DELL 15" MONITOR	NA	NA	WAREHOUSE	MATHSON
DELL 15" MONITOR	NA	NA	WAREHOUSE	MATHSON
DELL 15" MONITOR	NA	NA	WAREHOUSE	MATHSON
DELL 15" MONITOR	NA	NA	WAREHOUSE	MATHSON
DELL 15" MONITOR	NA	NA	WAREHOUSE	MATHSON
DELL 15" MONITOR	NA	NA	WAREHOUSE	MATHSON

DELL 15" MONITOR	NA	NA	WAREHOUSE	MATHSON
DELL 15" MONITOR	NA	NA	WAREHOUSE	MATHSON
DELL 15" MONITOR	NA	NA	WAREHOUSE	MATHSON
DELL 15" MONITOR	NA	NA	WAREHOUSE	MATHSON
DELL 15" MONITOR	NA	NA	WAREHOUSE	MATHSON
DELL 15" MONITOR	NA	NA	WAREHOUSE	MATHSON
DELL 15" MONITOR	NA	NA	WAREHOUSE	MATHSON
DELL 15" MONITOR	NA	NA	WAREHOUSE	MATHSON
DELL 15" MONITOR	NA	NA	WAREHOUSE	MATHSON
DELL 15" MONITOR	NA	NA	WAREHOUSE	MATHSON
DELL 15" MONITOR	NA	NA	WAREHOUSE	MATHSON
DELL 15" MONITOR	NA	NA	WAREHOUSE	MATHSON
DELL 15" MONITOR	NA	NA	WAREHOUSE	MATHSON
DELL 15" MONITOR	NA	NA	WAREHOUSE	MATHSON
DELL 15" MONITOR	NA	NA	WAREHOUSE	MATHSON
DELL 15" MONITOR	NA	NA	WAREHOUSE	MATHSON
DELL 15" MONITOR	NA	NA	WAREHOUSE	MATHSON
DELL 15" MONITOR	NA	NA	WAREHOUSE	MATHSON
DELL 15" MONITOR	NA	NA	WAREHOUSE	MATHSON
DELL 15" MONITOR	NA	NA	WAREHOUSE	MATHSON
DELL 15" MONITOR	NA	NA	WAREHOUSE	MATHSON
DELL 15" MONITOR	NA	NA	WAREHOUSE	MATHSON
DELL 15" MONITOR	NA	NA	WAREHOUSE	MATHSON
DELL 15" MONITOR	NA	NA	WAREHOUSE	MATHSON
DELL 15" MONITOR	NA	NA	WAREHOUSE	MATHSON
DELL 15" MONITOR	NA	NA	WAREHOUSE	MATHSON
DELL 15" MONITOR	NA	NA	WAREHOUSE	MATHSON
DELL 15" MONITOR	NA	NA	WAREHOUSE	MATHSON
DELL 15" MONITOR	NA	NA	WAREHOUSE	MATHSON
DELL 15" MONITOR	NA	NA	WAREHOUSE	MATHSON
DELL 15" MONITOR	NA	NA	WAREHOUSE	MATHSON
DELL 15" MONITOR	NA	NA	WAREHOUSE	MATHSON
DELL DESKTOP	NA	MXL2201L8Y	WAREHOUSE	MATHSON
DELL DESKTOP	10190	NA	WAREHOUSE	MATHSON
DELL DESKTOP	08457	NA	WAREHOUSE	MATHSON
DELL DESKTOP	NA	NA	WAREHOUSE	MATHSON
DELL LAPTOP	2009554	NA	WAREHOUSE	MATHSON
DELL LAPTOP	00016438	99LFRN1	WAREHOUSE	MATHSON
DELL LAPTOP	00016417	B9LFRN1	WAREHOUSE	MATHSON
HP LAPTOP	2005630	NA	WAREHOUSE	MATHSON
HP LAPTOP	2005659	NA	WAREHOUSE	MATHSON
HP LAPTOP	2005759	NA	WAREHOUSE	MATHSON
HP LAPTOP	00016429	HBLFRN1	WAREHOUSE	MATHSON
HP LAPTOP	2006050	NA	WAREHOUSE	MATHSON
HP LAPTOP	NA	GOB	WAREHOUSE	MATHSON
DELL LAPTOP	00016063	FGXN9M1	WAREHOUSE	MATHSON
HP LAPTOP	2005341	GOB	WAREHOUSE	MATHSON
HP LAPTOP	2005990	GOB	WAREHOUSE	MATHSON
HP LAPTOP	2004339	0	WAREHOUSE	MATHSON
DELL LAPTOP	00016415	G9LFRN1	WAREHOUSE	MATHSON

DELL LAPTOP	00015927	H0PQ8M1	WAREHOUSE	MATHSON
HP LAPTOP	2006371	GOB	WAREHOUSE	MATHSON
HP LAPTOP	NA	GOB	WAREHOUSE	MATHSON
HP LAPTOP	NA	GOB	WAREHOUSE	MATHSON
HP LAPTOP	NA	GOB	WAREHOUSE	MATHSON
HP LAPTOP	2006205	GOB	WAREHOUSE	MATHSON
HP LAPTOP	2005787	GOB	WAREHOUSE	MATHSON
DELL LAPTOP	00016072	GHXN9M1	WAREHOUSE	MATHSON
DELL LAPTOP	00016095	3JXN9M1	WAREHOUSE	MATHSON
DELL LAPTOP	2009550	ART-W316	WAREHOUSE	MATHSON
DELL LAPTOP	2006371	GOB	WAREHOUSE	MATHSON
DELL LAPTOP	2004006	GOB	WAREHOUSE	MATHSON
DELL LAPTOP	00016414	H9LFRN1	WAREHOUSE	MATHSON
DELL LAPTOP	00016433	3BLFRN1	WAREHOUSE	MATHSON
HP LAPTOP	2005496	GOB	WAREHOUSE	MATHSON
HP LAPTOP	2004059	GOB	WAREHOUSE	MATHSON
HP LAPTOP	NA	GOB	WAREHOUSE	MATHSON
HP LAPTOP	2006444	GOB	WAREHOUSE	MATHSON
HP LAPTOP	2006484	GOB	WAREHOUSE	MATHSON
HP LAPTOP	2005639	GOB	WAREHOUSE	MATHSON
HP LAPTOP	2005388	GOB	WAREHOUSE	MATHSON
HP LAPTOP	2004203	GOB	WAREHOUSE	MATHSON
HP LAPTOP	2004049	GOB	WAREHOUSE	MATHSON
HP LAPTOP	2005722	GOB	WAREHOUSE	MATHSON
HP LAPTOP	2004081	GOB	WAREHOUSE	MATHSON
HP LAPTOP	2005570	GOB	WAREHOUSE	MATHSON
HP LAPTOP	2005633	GOB	WAREHOUSE	MATHSON
HP LAPTOP	NA	GOB	WAREHOUSE	MATHSON
DELL LAPTOP	00016077	1JXN9M1	WAREHOUSE	MATHSON
HP LAPTOP	2004244	GOB	WAREHOUSE	MATHSON
HP LAPTOP	NA	GOB	WAREHOUSE	MATHSON
HP LAPTOP	NA	GOB	WAREHOUSE	MATHSON
HP LAPTOP	2005618	GOB	WAREHOUSE	MATHSON
HP LAPTOP	2004044	GOB	WAREHOUSE	MATHSON
HP LAPTOP	2006004	GOB	WAREHOUSE	MATHSON
HP LAPTOP	NA	GOB	WAREHOUSE	MATHSON
HP LAPTOP	2005803	NA	WAREHOUSE	MATHSON
HP LAPTOP	2004731	NA	WAREHOUSE	MATHSON
HP LAPTOP	2006351	NA	WAREHOUSE	MATHSON
HP LAPTOP	2004479	NA	WAREHOUSE	MATHSON
DELL DESKTOP	08513	85KBN31	WAREHOUSE	MATHSON
DELL DESKTOP	10342	GZPR751	WAREHOUSE	MATHSON
DELL DESKTOP	10099	89XTL41	WAREHOUSE	MATHSON
DELL DESKTOP	08389	33PLX21	WAREHOUSE	MATHSON
HP DESKTOP	NA	2TG3060981	WAREHOUSE	MATHSON
HP DESKTOP	NA	2TG1111831	WAREHOUSE	MATHSON
HP DESKTOP	NA	2TG3111022	WAREHOUSE	MATHSON
HP DESKTOP	NA	2TG3062318	WAREHOUSE	MATHSON
HP DESKTOP	NA	2TG0000004	WAREHOUSE	MATHSON
HP DESKTOP	NA	2TG3111095	WAREHOUSE	MATHSON
HP DESKTOP	NA	2TD23062385	WAREHOUSE	MATHSON
HP DESKTOP	NA	2TG3062234	WAREHOUSE	MATHSON

HP DESKTOP	NA	2TG3062328	WAREHOUSE	MATHSON
HP LAPTOP	2005513 GOB	NA	WAREHOUSE	MATHSON
DELL LAPTOP	00015949	0J5VWM	WAREHOUSE	MATHSON
DELL LAPTOP	00016423	0KXGVD	WAREHOUSE	MATHSON
DELL LAPTOP	00016073	0J5VWM	WAREHOUSE	MATHSON
DELL LAPTOP	00016421	0KXGVD	WAREHOUSE	MATHSON
HP LAPTOP	2008486	NA	WAREHOUSE	MATHSON
HP LAPTOP	NA	GOB	WAREHOUSE	MATHSON
HP LAPTOP	2005610	NA	WAREHOUSE	MATHSON
DELL LAPTOP	00016413	0KXGVD	WAREHOUSE	MATHSON
DELL LAPTOP	00016431	0KXGVD	WAREHOUSE	MATHSON
HP LAPTOP	2006188	NA	WAREHOUSE	MATHSON
HP LAPTOP	2006402	NA	WAREHOUSE	MATHSON
DELL LAPTOP	00016410	0KXGVD	WAREHOUSE	MATHSON
HP LAPTOP	2005379	NA	WAREHOUSE	MATHSON
HP LAPTOP	2005603	NA	WAREHOUSE	MATHSON
HP LAPTOP	2004585	NA	WAREHOUSE	MATHSON
HP LAPTOP	2008723	NA	WAREHOUSE	MATHSON
HP LAPTOP	2004110	NA	WAREHOUSE	MATHSON
HP LAPTOP	2004048	NA	WAREHOUSE	MATHSON
HP LAPTOP	NA	GOB	WAREHOUSE	MATHSON
HP LAPTOP	2008446	NA	WAREHOUSE	MATHSON
MODEM	NA	14060083	WAREHOUSE	MATHSON
MODEM	NA	14060081	WAREHOUSE	MATHSON
MODEM	NA	14060082	WAREHOUSE	MATHSON
MODEM	NA	14080132	WAREHOUSE	MATHSON
MODEM	NA	14080135	WAREHOUSE	MATHSON
MODEM	NA	14090049	WAREHOUSE	MATHSON
MODEM	NA	14050005	WAREHOUSE	MATHSON
MODEM	NA	14080147	WAREHOUSE	MATHSON
MODEM	NA	14080143	WAREHOUSE	MATHSON
MODEM	NA	14060089	WAREHOUSE	MATHSON
MODEM	NA	14080138	WAREHOUSE	MATHSON
MODEM	NA	14080131	WAREHOUSE	MATHSON
PROJECTOR	00015059	51801 09020P	WAREHOUSE	MATHSON
MODEM	RC130KKN11141700404	14060092	WAREHOUSE	MATHSON
DELL DESKTOP	08237	D7NCW21	WAREHOUSE	MATHSON
DELL DESKTOP	11847	816PKB1	WAREHOUSE	MATHSON
DELL DESKTOP	09791	0T7570	WAREHOUSE	MATHSON
DELL DESKTOP	11466	74J7J81	WAREHOUSE	MATHSON
ZSPACE COMPUTER DESKTOP	2008559	ZV24JJ0109	WAREHOUSE	MATHSON
ZSPACE COMPUTER DESKTOP	2008561	ZV24JJ0204	WAREHOUSE	MATHSON
ZSPACE COMPUTER DESKTOP	2008571	ZV24JJ0210	WAREHOUSE	MATHSON
ZSPACE COMPUTER DESKTOP	2008567	ZV24JJ0190	WAREHOUSE	MATHSON
ZSPACE COMPUTER DESKTOP	2008563	ZV24JJ0133	WAREHOUSE	MATHSON
ZSPACE COMPUTER DESKTOP	1001364	ZV24JJ0213	WAREHOUSE	MATHSON
ZSPACE COMPUTER DESKTOP	2008560	ZV24JJ0220	WAREHOUSE	MATHSON
ZSPACE COMPUTER DESKTOP	2008564	ZV24JJ0107	WAREHOUSE	MATHSON
ZSPACE COMPUTER DESKTOP	2008570	ZV24JJ0199	WAREHOUSE	MATHSON
ZSPACE COMPUTER DESKTOP	2008572	ZV24JJ0216	WAREHOUSE	MATHSON
ZSPACE COMPUTER DESKTOP	2008565	ZV24JJ0201	WAREHOUSE	MATHSON
ZSPACE COMPUTER DESKTOP	ZV24JJ0208	2008557	WAREHOUSE	MATHSON

ZSPACE COMPUTER DESKTOP	ZV24JJ0129	2008566	WAREHOUSE	MATHSON
ZSPACE COMPUTER DESKTOP	2008558	ZV24JJ0195	WAREHOUSE	MATHSON
ZSPACE COMPUTER DESKTOP	2008562	ZV24JJ0200	WAREHOUSE	MATHSON
ZSPACE COMPUTER DESKTOP	2008569	ZV24JJ0212	WAREHOUSE	MATHSON
PROIMAGE 3000 PRINTER	92206530	NA	WAREHOUSE	MATHSON
HP LASER PRO PRINTER	NA	NA	WAREHOUSE	MATHSON
BROTHER PRINTER	U62708C4N755868		WAREHOUSE	MATHSON
HP PRINTER	CNBFC88090	NA	WAREHOUSE	MATHSON
BROTHER PRINTER	NA	U62709M3N780415	WAREHOUSE	MATHSON
HP PRINTER	NA	CNBJN16497	WAREHOUSE	MATHSON
HP PRINTER	NA	CNFC532306	WAREHOUSE	MATHSON
HP LASER JET PRO	09451	CNBFD27781	WAREHOUSE	MATHSON
HP DESKWRITER 660C PRINTER	NA	SG58V13026NI	WAREHOUSE	MATHSON
MICROSCOPE AO	535554	NA	WAREHOUSE	MATHSON
JVC VCR	46270	NA	WAREHOUSE	MATHSON
PROJECTOR	53676 09030P	NA	WAREHOUSE	MATHSON
SWIFT MICROSCOPE	37562	NA	WAREHOUSE	MATHSON
HP LAPTOP	2004056	NA	WAREHOUSE	MATHSON
HP LAPTOP	2004584	NA	WAREHOUSE	MATHSON
HP LAPTOP	2004137	NA	WAREHOUSE	MATHSON
DELL LAPTOP	00016426	NA	WAREHOUSE	MATHSON
DELL LAPTOP	00016425	NA	WAREHOUSE	MATHSON
DELL LAPTOP	00016087	NA	WAREHOUSE	MATHSON
DELL LAPTOP	00016420	NA	WAREHOUSE	MATHSON
HP LAPTOP	NA	GOB	WAREHOUSE	MATHSON
HP LAPTOP	2003177	NA	WAREHOUSE	MATHSON
DELL LAPTOP	00016080	NA	WAREHOUSE	MATHSON
HP LAPTOP	NA	GOB	WAREHOUSE	MATHSON
DELL LAPTOP	00016435	NA	WAREHOUSE	MATHSON
DELL LAPTOP	00016436	NA	WAREHOUSE	MATHSON
DELL LAPTOP	00016437	NA	WAREHOUSE	MATHSON
DELL LAPTOP	00016074	NA	WAREHOUSE	MATHSON
DELL LAPTOP	00016428	NA	WAREHOUSE	MATHSON
DELL LAPTOP	00016075	NA	WAREHOUSE	MATHSON
DELL LAPTOP	00016430	NA	WAREHOUSE	MATHSON
HP LAPTOP	2006439	NA	WAREHOUSE	MATHSON
HP LAPTOP	2003211	NA	WAREHOUSE	MATHSON
HP LAPTOP	NA	GOB	WAREHOUSE	MATHSON
HP LAPTOP	2006375	NA	WAREHOUSE	MATHSON
HP LAPTOP	2006171	NA	WAREHOUSE	MATHSON
HP LAPTOP	2006174	NA	WAREHOUSE	MATHSON
HP LAPTOP	2006036	NA	WAREHOUSE	MATHSON
HP LAPTOP	NA	GOB	WAREHOUSE	MATHSON
HP LAPTOP	NA	GOB	WAREHOUSE	MATHSON
HP LAPTOP	2006359	NA	WAREHOUSE	MATHSON
HP LAPTOP	2004026	NA	WAREHOUSE	MATHSON
HP LAPTOP	2004331	NA	WAREHOUSE	MATHSON
HP LAPTOP	2004396	NA	WAREHOUSE	MATHSON
HP LAPTOP	2004175	NA	WAREHOUSE	MATHSON
DELL LAPTOP	00016062	NA	WAREHOUSE	MATHSON
DELL LAPTOP	00016411	NA	WAREHOUSE	MATHSON
HP LAPTOP	2005398	NA	WAREHOUSE	MATHSON

DELL LAPTOP	00016419	NA	WAREHOUSE	MATHSON
DELL LAPTOP	00016089	NA	WAREHOUSE	MATHSON
DELL LAPTOP	00016439	NA	WAREHOUSE	MATHSON
DELL LAPTOP	00016418	NA	WAREHOUSE	MATHSON
DELL LAPTOP	00015942	NA	WAREHOUSE	MATHSON
DELL LAPTOP	00016093	NA	WAREHOUSE	MATHSON
DELL LAPTOP	00016424	NA	WAREHOUSE	MATHSON
DELL LAPTOP	00016079	NA	WAREHOUSE	MATHSON
DELL LAPTOP	00016076	NA	WAREHOUSE	MATHSON
DELL LAPTOP	00016416	NA	WAREHOUSE	MATHSON
DELL LAPTOP	00016412	NA	WAREHOUSE	MATHSON
DELL LAPTOP	00016069	NA	WAREHOUSE	MATHSON
DELL LAPTOP	00016432	NA	WAREHOUSE	MATHSON
HP LAPTOP	NA	GOB	WAREHOUSE	MATHSON
HP LAPTOP	2005640	NA	WAREHOUSE	MATHSON
HP LAPTOP	2004011	NA	WAREHOUSE	MATHSON
HP LAPTOP	2006153	NA	WAREHOUSE	MATHSON
HP LAPTOP	2006374	NA	WAREHOUSE	MATHSON
HP LAPTOP	2006423	NA	WAREHOUSE	MATHSON
HP LAPTOP	2005589	NA	WAREHOUSE	MATHSON
HP LAPTOP	NA	GOB	WAREHOUSE	MATHSON
HP LAPTOP	2005730	NA	WAREHOUSE	MATHSON
HP LAPTOP	2004540	NA	WAREHOUSE	MATHSON
HP LAPTOP	2005615	NA	WAREHOUSE	MATHSON
HP LAPTOP	NA	GOB	WAREHOUSE	MATHSON
HP LAPTOP	2004486	NA	WAREHOUSE	MATHSON
HP LAPTOP	NA	GOB	WAREHOUSE	MATHSON
HP LAPTOP	NA	GOB	WAREHOUSE	MATHSON
HP LAPTOP	NA	GOB	WAREHOUSE	MATHSON
DELL LAPTOP	00016091	NA	WAREHOUSE	MATHSON
HP LAPTOP	2005962	NA	WAREHOUSE	MATHSON
HP LAPTOP	NA	GOB	WAREHOUSE	MATHSON
HP LAPTOP	2006449	NA	WAREHOUSE	MATHSON
HP LAPTOP	2006407	NA	WAREHOUSE	MATHSON
HP LAPTOP	2004052	NA	WAREHOUSE	MATHSON
HP LAPTOP	2004348	NA	WAREHOUSE	MATHSON
HP LAPTOP	2005590	NA	WAREHOUSE	MATHSON
HP LAPTOP	NA	GOB	WAREHOUSE	MATHSON
HP LAPTOP	2005483	NA	WAREHOUSE	MATHSON
HP LAPTOP	2006485	NA	WAREHOUSE	MATHSON
HP LAPTOP	2004488	NA	WAREHOUSE	MATHSON
HP LAPTOP	NA	GOB	WAREHOUSE	MATHSON
HP LAPTOP	NA	GOB	WAREHOUSE	MATHSON
HP LAPTOP	NA	GOB	WAREHOUSE	MATHSON
HP LAPTOP	2004352	NA	WAREHOUSE	MATHSON
HP LAPTOP	2004593	NA	WAREHOUSE	MATHSON
HP LAPTOP	NA	GOB	WAREHOUSE	MATHSON
HP LAPTOP	2006057	NA	WAREHOUSE	MATHSON
HP LAPTOP	2003292	NA	WAREHOUSE	MATHSON
HP LAPTOP	2006269	NA	WAREHOUSE	MATHSON
HP LAPTOP	2005818	NA	WAREHOUSE	MATHSON
HP LAPTOP	2006413	NA	WAREHOUSE	MATHSON

HP LAPTOP	2004433	NA	WAREHOUSE	MATHSON
HP LAPTOP	NA	GOB	WAREHOUSE	MATHSON
HP LAPTOP	NA	GOB	WAREHOUSE	MATHSON
DELL LAPTOP	00016064	NA	WAREHOUSE	MATHSON
DELL LAPTOP	00015930	NA	WAREHOUSE	MATHSON
DELL LAPTOP	00016081	NA	WAREHOUSE	MATHSON
DELL LAPTOP	00016081	NA	WAREHOUSE	MATHSON
DELL LAPTOP	00015948	NA	WAREHOUSE	MATHSON
DELL LAPTOP	00016090	NA	WAREHOUSE	MATHSON
DELL LAPTOP	00016422	C9LFRN1	WAREHOUSE	MATHSON
DELL LAPTOP	00016071	2HXN9M1	WAREHOUSE	MATHSON
DELL LAPTOP	00016068	3HXN9M1	WAREHOUSE	MATHSON
DELL LAPTOP	00016427	CBLFRN1	WAREHOUSE	MATHSON
DELL LAPTOP	00016092	9HXN9M1	WAREHOUSE	MATHSON
DELL LAPTOP	2009563	ART-W329	WAREHOUSE	MATHSON
DELL LAPTOP	2005595	NA	WAREHOUSE	MATHSON
DELL LAPTOP	2005407	NA	WAREHOUSE	MATHSON
DELL LAPTOP	2005478	NA	WAREHOUSE	MATHSON
HP LAPTOP	NA	GOB	WAREHOUSE	MATHSON
HP LAPTOP	NA	GOB	WAREHOUSE	MATHSON
HP LAPTOP	NA	GOB	WAREHOUSE	MATHSON
HP LAPTOP	NA	GOB	WAREHOUSE	MATHSON
HITCACHI CP-X251 PROJECTOR	00012176	F6LU15316	WAREHOUSE	MATHSON
SAMSUNG TV	NA	3CAK903126N	WAREHOUSE	MATHSON
TELEVISION	NA	818327311	WAREHOUSE	MATHSON
1994 Nissan Truck	0537	JNAPA20H15GN50043	WAREHOUSE	WAREHOUSE

ALUM ROCK UNION ELEMENTARY SCHOOL DISTRICT
2930 Gay Avenue
San José, CA 95127

13.20

Office of Superintendent of Schools

ITEM REQUIRING ATTENTION – BOARD OF TRUSTEES

To the Superintendent of Schools: Date: June 5, 2018

Subject: **Resolution #42-17/18 Extension of Bid Number P-13 13/14 for Apple Computer Products, Services, and Related Items through the Glendale Unified School District Piggyback**

Staff Analysis: Per Public Contract Code, 20118 (notwithstanding sections 20111 and 20112), the governing board of any school district without advertising for bids may piggyback for the purchase of materials and personal property if it is in the best interest of the district.

Alum Rock wishes to continue to piggyback on the Purchase Agreement and Professional Services Agreement between Glendale Unified School District and Apple Inc. ("Apple"). Glendale Unified School District granted Apple a one-year extension which will expire October 1, 2018 for Bid Number P-13 13/14.

Recommendation: Staff recommends approving Resolution No. 42-17/18 for the Extension of Bid Number P-13 13/14 through the Piggyback Agreement between Glendale Unified School District and Apple Inc. ("Apple") for the purchase of Apple Products, Services, and Related Items.

Submitted by: Maria J. Martinez M.M. Title: Procurement Manager

Approved by: Kolvira Chheng Title: Assistant Superintendent, Business Services

To the Board of Trustees: Meeting: June 14, 2018
Regular Board Meeting

Recommended Approval

13.20
Agenda Placement

Hilaria Bauer, Ph.D. Superintendent

DISPOSITION BY BOARD OF TRUSTEES

Motion by: _____ Seconded by: _____

Approved _____ Not Approved _____ Tabled _____

ALUM ROCK UNION ELEMENTARY SCHOOL DISTRICT

RESOLUTION NO. 42-17/18

EXTENSION OF BID NUMBER P-13 13/14 FOR APPLE COMPUTER PRODUCTS, SERVICES, AND RELATED ITEMS THROUGH THE GLENDALE UNIFIED SHOOL DISTRICT PIGGYBACK

WHEREAS, The Board of Education of the Alum Rock Union Elementary School District of Santa Clara County, heretofore authorizes the district to piggyback on the Glendale Unified School District, State of California Contract Bid #P-13-13/14 for Apple Products, Services, and Related items.

NOW, THEREFORE, BE IT RESOLVED, the Board through the Purchasing Manager, Director of Fiscal Services, and/or Assistant Superintendent of Business Services, is hereby authorized and directed to issue purchase orders to said successful respondents for the items and services awarded.

PASSED AND ADOPTED this 14th day of June 2018, by the Board of Trustees of the Alum Rock Union Elementary School District, County of Santa Clara, State of California.

Ayes_____ Noes_____ Absent_____ Abstain_____

Board of Trustees:

Esau Ruiz Herrera, President _____
Karen Martinez, Vice-President _____
Dolores Marquez-Frausto, Clerk _____
Andrés Quintero, Member _____
Khanh Tran, Member _____

I HEREBY CERTIFY that the foregoing resolution was duly and regularly introduced, passed, and adopted by the members of the Board of Trustees of the Alum Rock Union Elementary School District at a public meeting of said Board held on June 14, 2018.

_____ _____
Hilaria Bauer, Ph.D., Superintendent Date

Excerpt from the Minutes of the Glendale Board of Education meeting held on August 15, 2017. It was moved by Mrs. Freemon and seconded by Mr. Krikorian that Consent Calendar No. 11 be accepted. The motion was approved unanimously.

GLENDALE UNIFIED SCHOOL DISTRICT

AUGUST 15, 2017

CONSENT CALENDAR NO. 11

TO:	Board of Education
FROM:	Winfred B. Roberson, Jr., Superintendent
SUBMITTED BY:	Stephen Dickinson, Chief Business and Financial Officer
PREPARED BY:	Gioconda Padilla, Director, Procurement & Contract Services
SUBJECT:	**Extension of Bid Number P-13 13/14 for Apple Computer Products, Services**

The Superintendent recommends that the Board of Education extend Bid Number P-13 13/14 for Apple Computer products, services, and related items with Apple Computer Corporation and approve purchases, lease-purchases, or leases as needed from Apple Computer Corporation.

The Board of Education at its meeting on October 15, 2013 awarded Bid Number P-14-13/14 for Apple Computer Products, services and related items to Apple Computer Corporation. The bid may be used by school and community college districts throughout California by virtue of its "piggyback" clause (Public Contract Code 20118, 20652).

Apple, Inc. has requested a one-year extension of the bid under the same terms and conditions of the original contract, and includes a "technology clause" that allows product and component upgrades to meet school district needs.. The pricing structure for this bid is based on the current government and educational price for Apple Computer Corporation products that is published several times each year.

Therefore, it is recommended that the Board of Education approve the last renewal, granting the extension through October 15, 2018.

With this extension, computer equipment, services and related items will allow purchases from the General Fund and Categorical programs as well as Measure S funds. Bid details are available for review in the Purchasing Department.

I hereby certify that this is a true and exact copy of an excerpt from the Minutes of the Board of Education Meeting held on August 15, 2017.

Stephen Dickinson
Chief Business and Financial Officer

Apple

Confidential Information

(v8Jun2016)

Amendment to the Education/State & Local Government Purchase Agreement

This amendment ("Amendment") amends the Education/State & Local Government Purchase Agreement ("Agreement") entered into by and between Apple Inc., located at 1 Infinite Loop, MS: 318-6OPS, Cupertino, CA, 95015, USA ("Apple") and:

Company Legal Name ("Purchaser"): GLENDALE UNIFIED SCHOOL DISTRICT

DBA Name: GLENDALE UNIFIED SCHOOL DISTRICT

Address: 223 N JACKSON ST, GLENDALE, CA, 91206-4334, United States of America

Capitalized terms used but not defined in this Amendment have the meanings set forth in the Agreement.

In the event of any conflict between the terms of this Amendment and the Agreement, the terms of this Amendment will prevail.

The Parties hereby agree to amend the Agreement as follows:

1. Extension of Agreement Term

The Term is hereby extended to October 15, 2018, unless otherwise terminated in accordance with the terms of the Agreement.

2. Effect of Amendment to Agreement

Except as set forth in this Amendment, the Agreement shall continue in full force and effect in accordance with its terms.

The duly authorized representatives of the Parties execute this Amendment as of the Effective Date stated below.

Customer		Apple Inc.	
SIGNATURE:		SIGNATURE:	Vanessa Boenig
PRINT NAME:	Stephen Dickinson	PRINT NAME:	Vanessa Boenig
PRINT TITLE:	Chief Business & Financial Officer	PRINT TITLE:	Apple Inc. Manager, US Bids & Contract Operations Mgmt
DATE:	8-24-17	EFFECTIVE DATE:	7-21-2017

ALUM ROCK UNION ELEMENTARY SCHOOL DISTRICT
2930 Gay Avenue
San José, CA 95127

13.21

Office of Superintendent of Schools

ITEM REQUIRING ATTENTION – BOARD OF TRUSTEES

To the Superintendent of Schools: Date: June 5, 2018

Subject: **Resolution 43-17/18**
Piggyback Bid #R141703 for Office Supplies, Related Products, and Office Services

Staff Analysis: This contract was awarded December 9, 2014 and is effective through February 28, 2019.

To support the Districts purchasing needs for office supplies and related products, the District is requesting the approval to piggyback on the National Intergovernmental Purchasing Alliance (NationalIPA) Master Price Agreements and any applicable contract extensions that may be granted. NationalIPA contracts are used by public and private schools, colleges and universities, cities, counties, non-profits, and all governmental entities throughout the country. NationalIPA does not charge any fees to participating government agencies.

Recommendation: Staff recommends approving the use of the mentioned piggyback contract and any applicable contract extensions for the purchase of office supplies and related products and services through National Intergovernmental Purchasing Alliance. Full piggyback proposals are available in the Purchasing Department for review.

Prepared by: Maria J. Martinez M.M. Title: Procurement Manager

Approved by: Kolvira Chheng K Title: Assistant Superintendent of Business Services

To the Board of Trustees: Meeting: June 14, 2018

Recommended Approval

13.21
Agenda Placement

Hilaria Bauer, Ph.D., Superintendent

DISPOSITION BY BOARD OF TRUSTEES

Motion by: _____ Seconded by: _____

Approved _____ Not Approved _____ Tabled _____

NATIONAL IPA
EXPERIENCED • FOCUSED • TRUSTED

2555 Meridian Blvd., Suite 300, Franklin, TN 37067

NATIONAL INTERGOVERNMENTAL PURCHASING ALLIANCE

August 30, 2017

Ms. Nancy Davis
National Account Manager
Office Depot, Inc.
Nancy.Davis@officedepot.com
6600 North Military Trail
Boca Raton, FL 33496

Re: Renewal Award of Contract # R141703

Dear Mr. Trudnowski:

Per official action taken by the Board of Directors of Education Service Center, Region 4 on June 20, 2017, National IPA is pleased to announce that Office Depot, Inc. has been awarded an annual contract renewal for the following, based on the sealed proposal submitted to Region 4 on October 8, 2014, and subsequent performance thereafter:

Contract

Office Supplies

The contract will expire on February 28, 2019, completing the fourth year of a possible five-year term contract. **If you have any questions or if your company is not in agreement, please contact your designated Contract Manager, Christine Dorantes, at 615-431-8182 or Christine.dorantes@nationalipa.org.**

The partnership between Office Depot, Inc. and Region 4 can be of great help to participating agencies. Please provide copies of this letter to your sales representative(s) to assist in their daily course of business.

Sincerely,

Kelly Burnett

Kelly Burnett
Contract Analyst

ALUM ROCK UNION ELEMENTARY SCHOOL DISTRICT
2930 Gay Avenue
San José, CA 95127

13.22

Office of Superintendent of Schools

ITEM REQUIRING ATTENTION – BOARD OF TRUSTEES

To the Superintendent of Schools: Date: June 5, 2018

Subject: **Resolution 44-17/18**
Piggyback Bid #R141605 for School Supplies

Staff Analysis: This contract was awarded December 9, 2014 and is effective through January 31, 2019.

To support the Districts purchasing needs for school supplies and related products, the District is requesting the approval to piggyback on the National Intergovernmental Purchasing Alliance (NationalIPA) Master Price Agreements and any applicable contract extensions that may be granted. NationalIPA contracts are used by public and private schools, colleges and universities, cities, counties, non-profits, and all governmental entities throughout the country. NationalIPA does not charge any fees to participating government agencies.

Recommendation: Staff recommends approving the use of the mentioned piggyback contract and any applicable contract extensions for the purchase of school supplies through National Intergovernmental Purchasing Alliance. Full piggyback proposals are available in the Purchasing Department for review.

Prepared by: Maria J. Martinez M.M. Title: Procurement Manager

Approved by: Kolvira Chheng K Title: Assistant Superintendent of Business Services

To the Board of Trustees: Meeting: June 14, 2018

Recommended Approval

13.22
Agenda Placement

Hilaria Bauer, Ph.D., Superintendent

DISPOSITION BY BOARD OF TRUSTEES

Motion by: _____ Seconded by: _____

Approved _____ Not Approved _____ Tabled _____

NATIONAL IPA
EXPERIENCED • FOCUSED • TRUSTED

2555 Meridian Blvd., Suite 300, Franklin, TN 37067

NATIONAL INTERGOVERNMENTAL PURCHASING ALLIANCE

August 30, 2017

Ms. Nancy Davis
National Account Manager
Office Depot, Inc.
Nancy.Davis@officedepot.com
6600 North Military Trail
Boca Raton, FL 33496

Re: Renewal Award of Contract # R141605

Dear Mr. Trudnowski:

Per official action taken by the Board of Directors of Education Service Center, Region 4 on June 20, 2017, National IPA is pleased to announce that Office Depot, Inc. has been awarded an annual contract renewal for the following, based on the sealed proposal submitted to Region 4 on October 8, 2014, and subsequent performance thereafter:

Contract

School Supplies

The contract will expire on January 31, 2019, completing the fourth year of a possible five-year term contract. **If you have any questions or if your company is not in agreement, please contact your designated Contract Manager, Christine Dorantes, at 615-431-8182 or Christine.dorantes@nationalipa.org.**

The partnership between Office Depot, Inc. and Region 4 can be of great help to participating agencies. Please provide copies of this letter to your sales representative(s) to assist in their daily course of business.

Sincerely,

Kelly Burnett

Kelly Burnett
Contract Analyst

ALUM ROCK UNION ELEMENTARY SCHOOL DISTRICT
2930 Gay Avenue
San José, CA 95127

13.23

Office of Superintendent of Schools

ITEM REQUIRING ATTENTION – BOARD OF TRUSTEES

To the Superintendent of Schools: Date: June 5, 2018

Subject: **Resolution 45-17/18**
Piggyback Bid #R142212 for Furniture & Installation

Staff Analysis: This contract was awarded February 24, 2015 and is effective through April 30, 2019.

To support the Districts purchasing needs for furniture, installation and related products, the District is requesting the approval to piggyback on the National Intergovernmental Purchasing Alliance (NationalIPA) Master Price Agreements and any applicable contract extensions that may be granted. NationalIPA contracts are used by public and private schools, colleges and universities, cities, counties, non-profits, and all governmental entities throughout the country. NationalIPA does not charge any fees to participating government agencies.

Recommendation: Staff recommends approving the use of the mentioned piggyback contract and any applicable contract extensions for the purchase of furniture, installation, and related products and services through National Intergovernmental Purchasing Alliance. Full piggyback proposals are available in the Purchasing Department for review.

Prepared by: Maria J. Martinez M.M. Title: Procurement Manager

Approved by: Kolvira Chheng Title: Assistant Superintendent of Business Services

To the Board of Trustees: Meeting: June 14, 2018

Recommended Approval

13.23
Agenda Placement

Hilaria Bauer, Ph.D., Superintendent

DISPOSITION BY BOARD OF TRUSTEES

Motion by: _____ Seconded by: _____

Approved _____ Not Approved _____ Tabled _____

NATIONAL IPA
EXPERIENCED • FOCUSED • TRUSTED

2555 Meridian Blvd., Suite 300, Franklin, TN 37067

NATIONAL INTERGOVERNMENTAL PURCHASING ALLIANCE

November 14, 2017

Mr. Joe Siemianowski
Vice President, Furniture
Office Depot, Inc.
Joe.siemianowski@officedepot.com
455 Eisenhower Lane South
Lombard, IL 60148

Re: Renewal Award of Contract # R142212

Dear Mr. Siemianowski:

Per official action taken by the Board of Directors of Education Service Center, Region 4 on October 24, 2017, National IPA is pleased to announce that Office Depot, Inc. has been awarded an annual contract renewal for the following, based on the sealed proposal submitted to Region 4 on December 10, 2014, and subsequent performance thereafter:

Contract

Furniture & Installation

The contract will expire on April 30, 2019, completing the fourth year of a five-year term contract. **If you have any questions or if your company is not in agreement, please contact your designated Contract Manager, Christine Dorantes, at 615-431-8182 or Christine.dorantes@nationalipa.org.**

The partnership between Office Depot, Inc. and Region 4 can be of great help to participating agencies. Please provide copies of this letter to your sales representative(s) to assist in their daily course of business.

Sincerely,

Kelly Burnett

Kelly Burnett
Contract Analyst

13.24

ALUM ROCK UNION ELEMENTARY SCHOOL DISTRICT
2930 Gay Avenue
San José, CA 95127

Office of Superintendent of Schools

ITEM REQUIRING ATTENTION – BOARD OF EDUCATION

To the Board of Trustees:

Subject: Out of State Travel

Innovative Schools Summit
Las Vegas, NV
July 10-13, 2018

Summary:

The conference features practical, real-world initiatives that are successfully transforming the quality, character and personality of schools. It showcases programs, assessments and tools proven to improve school culture and climate. Evidence-based and research-based interventions will be introduced, while the forum also highlights high-potential efforts currently being implemented in the laboratory of everyday school life. Estimated cost $1575.

Recommendation:

Staff recommends approval of out-of-state travel for Dana Yamaguchi.

Submitted by: Jess Serna	Title: Interim Assistant Superintendent, Human Resources

To the Board of Trustees: **Recommend Approval**	Meeting: June 14, 2018 Regular Board Meeting
13.24	
Agenda Placement	Hilaria Bauer, Ph.D., Superintendent

DISPOSITION BY BOARD OF TRUSTEES

Motion by: _____ Seconded by: _____

Approved: _____ Not Approved: _____ Tabled: _____

ALUM ROCK UNION ELEMENTARY SCHOOL DISTRICT

TRAVEL APPROVAL FORM
Attach Supporting Document

Date of Request: 4/23/18

1. Program Manager / Principal: Jackie Manzano Dept. / School Site: Sheppard Middle
2. Title of Conference / Meeting: Innovative schools summit
3. Place: Las Vegas
4. Purpose: Professional Development
5. Date (s) of Conference / Meetings: July 10 - July 13th, 2018
6. Principal / Program Manager Approval: NE /RS Date 4/24/18
7. Departure Date / Time: July 9th, 2018 11:00 Hour: AM ☐ PM ☐
8. Return Date / Time: July 13th, 2018 6:00 Hour: AM ☐ PM ☑
9. Human Resources:

Names(s) of Employees Attending	Sub? Yes	Sub? No	Bilingual Yes	Bilingual No	Sub Request?: (Name)	Code Sub To:
Dana Yamaguchi		✓		✓		

Substitute: ☐ Available ☐ Unavailable ☑ No Sub Needed 4/20/18

Remarks:

Human Resources Dept. Approval: ☑ Yes ☐ No Asst. Superintendent of Human Resources 3/2/18 Date

10. Business Services:

Cost Description	Total Estimated Costs	Reimbursement Requested
Transportation	$ 400.00	$
Registration	$525.00	
Lodging	$650.00	
Meals		
Shuttle / Parking		
Other		
Total	$ 1,575.00	$

Attach Purchase Order(s), Invoice(s) and Registration Form(s).

11. Account Code: 0617091165200 (Measure A)

Approved by: CR 4/25/18 Business Services / Purchasing Date

Approved By: Superintendent Date

1. This form must be completed and submitted at least 60 days prior to the proposed trip.
2. Cash advance request, submit the completed form 60 days prior to cash advance due date.
3. The approved yellow travel approval copy will be returned to the originator. This authorization must be received by the originator before the trip begins.

ALUM ROCK UNION ELEMENTARY SCHOOL DISTRICT
2930 Gay Avenue
San José, CA 95127

13.25

Office of Superintendent of Schools

ITEM REQUIRING ATTENTION – BOARD OF EDUCATION

To the Board of Trustees:

Subject: Out of State Travel

Innovative Schools Summit
Las Vegas, NV
July 10-13, 2018

Summary:

The conference features practical, real-world initiatives that are successfully transforming the quality, character and personality of schools. It showcases programs, assessments and tools proven to improve school culture and climate. Evidence-based and research-based interventions will be introduced, while the forum also highlights high-potential efforts currently being implemented in the laboratory of everyday school life. Estimated cost $1575.

Recommendation:

Staff recommends approval of out-of-state travel for Yareni Carrasco.

Submitted by: Jess Serna Title: Interim Assistant Superintendent, Human Resources

To the Board of Trustees: **Recommend Approval**

13.25

Agenda Placement

Meeting: June 14, 2018
Regular Board Meeting

Hilaria Bauer, Ph.D., Superintendent

DISPOSITION BY BOARD OF TRUSTEES

Motion by: _____ Seconded by: _____

Approved: _____ Not Approved: _____ Tabled: _____

ALUM ROCK UNION ELEMENTARY SCHOOL DISTRICT

TRAVEL APPROVAL FORM
Attach Supporting Document

Date of Request: 4/23/18

1. Program Manager / Principal: George Kleidon Dept. / School Site: Painter Elementary
2. Title of Conference / Meeting: Innovative Schools Summit
3. Place: Las Vegas
4. Purpose: Professional Development
5. Date (s) of Conference / Meetings: July 10 - July 13th, 2018
6. Principal / Program Manager Approval: [signature] NF / RS Date 4/23/18
7. Departure Date / Time: July 9th, 2018 11:00 PM Hour: AM ☑ PM ☐
8. Return Date / Time: July 13th, 2018 6:00 Hour: AM ☐ PM ☑
9. Human Resources:

Names(s) of Employees Attending	Sub? Yes	Sub? No	Bilingual Yes	Bilingual No	Sub Request?: (Name)	Code Sub To:
Yaleni Carrasco		✓	✓			

4/30/18

Substitute: ☐ Available ☐ Unavailable ☑ No Sub Needed

Remarks:

Human Resources Dept. Approval: ☑ Yes ☐ No

C. Moran 5/2/18
Asst. Superintendent of Human Resources Date

10. Business Services:

Cost Description	Total Estimated Costs	Reimbursement Requested
Transportation	$ 400.00	$
Registration	$ 525.00	
Lodging	$ 650.00	
Meals		
Shuttle / Parking		
Other		
Total	$ 1,575.00	$

Attach Purchase Order(s), Invoice(s) and Registration Form(s).

11. Account Code: 0016091165200 (Measure A)

Approved by: CSL 4/25/18
Business Services / Purchasing Date

Approved By:
Superintendent Date

1. This form must be completed and submitted at least 60 days prior to the proposed trip.
2. Cash advance request, submit the completed form 60 days prior to cash advance due date.
3. The approved yellow travel approval copy will be returned to the originator. This authorization must be received by the originator before the trip begins.

ALUM ROCK UNION ELEMENTARY SCHOOL DISTRICT
2930 Gay Avenue
San José, CA 95127

13.26

Office of Superintendent of Schools

ITEM REQUIRING ATTENTION – BOARD OF EDUCATION

To the Board of Trustees:

Subject: **Approval of CSEA, Teamsters, Supervisory and Management/Confidential Calendars, 2018-2019**

Staff Analysis:

Administration met with AREA, CSEA, Teamsters and management/confidential groups to develop coordinated calendars for the 2018-2019 school year.

Recommendation:

The staff recommends that the Board of Trustees approve the 2018-2019 calendars.

Submitted by: Jess Serna	Title: Interim Assistant Superintendent, Human Resources

To the Board of Trustees: **Recommend Approval**	Meeting: June 14, 2018 Regular Board Meeting
13.26	
Agenda Placement	Hilaria Bauer, Ph. D., Superintendent

DISPOSITION BY BOARD OF TRUSTEES

Motion by: _____ Seconded by: _____

Approved: _____ Not Approved: _____ Tabled: _____

ALUM ROCK UNION ELEMENTARY SCHOOL DISTRICT
CSEA 2018-2019

JULY

M	T	W	TH	F
2	3	4	5	6
9	10	11	12	13
16	17	18	19	20
23	24	25	26	27
30	31			

7/4 Fourth of July

AUGUST

M	T	W	TH	F
		1	2✦	3
6	7	8★	9♦	10♦
13	14	15	16	17
20●	21	22	23	24
27	28	29	30	31

8/9 Admin. Asst. Training
8/10 Office Asst. Training
8/20 Paraeducator In-service

SEPTEMBER

M	T	W	TH	F
3	4	5	6	7
10	11	12	13	14
17	18	19	20	21
24	25	26	27	28

9/3 Labor Day

OCTOBER

M	T	W	TH	F
1	2	3	4	5
8* NWD	9	10	11	12
15	16	17	18	19
22	23	24	25	26
29	30	31		

10/8 Teacher In-Service
Non-work day for
9.5/10 month

NOVEMBER

M	T	W	TH	F
			1	2
5	6	7	8	9
12	13	14	15	16
19*	20*	21*	22	23
26	27	28	29	30

11/12 Veteran's Day
11/23 Thanksgiving Day

DECEMBER

M	T	W	TH	F
3	4	5	6	7
10	11	12	13	14
17	18	19	20	21
24	25	26	27	28
31				

12/25 Christmas Day

JANUARY

M	T	W	TH	F
	1	2*	3*	4*
7	8	9	10	11
14	15	16	17	18
21	22	23	24	25
28	29	30	31	

1/1 New Year's Day
1/21 MLK

FEBRUARY

M	T	W	TH	F
				1
4	5	6	7	8
11	12	13	14	15
18	19*	20*	21*	22
25	26	27	28	

2/18 President's Day

MARCH

M	T	W	TH	F
				1
4	5	6	7	8
11	12	13	14	15
18	19	20	21	22
25	26	27	28	29

3/29 Cesar Chavez (Observed)

APRIL

M	T	W	TH	F
1	2	3	4	5
8	9	10	11	12
15	16	17	18	19
22*	23*	24* NWD	25* NWD	26* NWD
29	30			

4/22 - 4/23 Spring Break
4/24 - 4/26 Non-work Days
for 9.5/10 month

MAY

M	T	W	TH	F
		1	2	3
6	7	8	9	10
13	14	15	16	17
20	21	22	23	24
27	28	29	30	31

5/27 Memorial Day

JUNE

M	T	W	TH	F
3	4	5	6	7
10	11	12	13	14✦★
17	18	19	20	21
24	25	26	27	28

▭	Legal Holiday
⬭	Local Holiday
*	Students Not In Attendance
✸	Starting/Ending Dates for Students

✦	1st & Last Day for School Admin. Asst.'s
★	1st & Last Day for School Office Asst.'s
♦	Clerical In-service
●	Paraeducator In-Service / 1st Day
▲	Classified In-service

Board Approved: TBD

6/6/18 - CSEA
6/6/18

ALUM ROCK UNION ELEMENTARY SCHOOL DISTRICT
TEAMSTERS 2018-2019

JULY

M	T	W	TH	F
2	3	4	5	6
9	10	11	12	13
16	17	18	19	20
23	24	25	26	27
30	31			

7/4 Fourth of July

AUGUST

M	T	W	TH	F
		1	2	3
6	7	8	9	10
13	14 ♦	15	16	17
20 ★	21 ✦	22	23	24
27	28	29	30	31

SEPTEMBER

M	T	W	TH	F
3	4	5	6	7
10	11	12	13	14
17	18	19	20	21
24	25	26	27	28

9/3 Labor Day

OCTOBER

M	T	W	TH	F
1	2	3	4	5
8* NWD	9	10	11	12
15	16	17	18	19
22	23	24	25	26
29	30	31		

10/8 Teacher In-Service
Non-work Day for 9.5/10 mo.

NOVEMBER

M	T	W	TH	F
			1	2
5	6	7	8	9
12	13	14	15	16
19*	20*	21*	22	23
26	27	28	29	30

11/12 Veteran's Day
11/23 Thanksgiving Day

DECEMBER

M	T	W	TH	F
3	4	5	6	7
10	11	12	13	14
17	18	19	20	21
24	25	26	27	28
31				

12/25 Christmas Day

JANUARY

M	T	W	TH	F
	1	2*	3*	4*
7	8	9	10	11
14	15	16	17	18
21	22	23	24	25
28	29	30	31	

1/1 New Year's Day
1/21 MLK

FEBRUARY

M	T	W	TH	F
				1
4	5	6	7	8
11	12	13	14	15
18	19*	20*	21*	22
25	26	27	28	

2/18 President's Day

MARCH

M	T	W	TH	F
				1
4	5	6	7	8
11	12	13	14	15
18	19	20	21	22
25	26	27	28	29

3/29 Cesar Chavez (Observed)

APRIL

M	T	W	TH	F
1	2	3	4	5
8	9	10	11	12
15	16	17	18	19
22*	23* NWD	24* NWD	25* NWD	26* NWD
29	30			

4/22 Spring Break
4/23 - 4/26 Non-work Days for 9.5/10 month

MAY

M	T	W	TH	F
		1	2	3
6	7	8	9	10
13	14	15	16	17
20	21	22	23	24
27	28	29	30	31

5/27 Memorial Day

JUNE

M	T	W	TH	F
3	4	5	6	7
10	11 ✦ ★	12 ♦	13	14
17	18	19	20	21
24	25	26	27	28

▭	Legal Holiday
◯	Local Holiday
*	Students Not In Attendance
✸	Starting/Ending Dates for Students

✦	1st & Last Day for CNA I (180 Days)
★	1st & Last Day for CNA II (181 Days)
♦	1st & Last Day for Bus Drivers (186 Days)

Board Approved: TBD

Cm 6/6/18 BP

ALUM ROCK UNION ELEMENTARY SCHOOL DISTRICT
SUPERVISORY 2018-2019

JULY

M	T	W	TH	F
2	3	4	5	6
9	10	11	12	13
16	17	18	19	20
23	24	25	26	27
30	31			

7/4 Fourth of July

AUGUST

M	T	W	TH	F
		1	2	3
6	7	8	9	10
13	14	15	16★	17
20	21	22	23	24
27	28	29	30	31

SEPTEMBER

M	T	W	TH	F
3	4	5	6	7
10	11	12	13	14
17	18	19	20	21
24	25	26	27	28

9/3 Labor Day

OCTOBER

M	T	W	TH	F
1	2	3	4	5
8*	9	10	11	12
15	16	17	18	19
22	23	24	25	26
29	30	31		

10/8 Teacher In-Service

NOVEMBER

M	T	W	TH	F
			1	2
5	6	7	8	9
12	13	14	15	16
19*	20*	21*	22	23
26	27	28	29	30

11/12 Veteran's Day

11/23 Thanksgiving Day

DECEMBER

M	T	W	TH	F
3	4	5	6	7
10	11	12	13	14
17	18	19	20	21
24	25	26*	27*	28*
31				

12/25 Christmas Day

JANUARY

M	T	W	TH	F
	1	2*	3*	4*
7	8	9	10	11
14	15	16	17	18
21	22	23	24	25
28	29	30	31	

1/1 New Year's Day

1/21 MLK

FEBRUARY

M	T	W	TH	F
				1
4	5	6	7	8
11	12	13	14	15
18	19*	20*	21*	22
25	26	27	28	

2/18 President's Day

MARCH

M	T	W	TH	F
				1
4	5	6	7	8
11	12	13	14	15
18	19	20	21	22
25	26	27	28	29

3/29 Cesar Chavez (Observed)

APRIL

M	T	W	TH	F
1	2	3	4	5
8	9	10	11	12
15	16	17	18	19
22*	23*	24*	25*	26*
29	30			

4/22 - 4/23 Spring Break

MAY

M	T	W	TH	F
		1	2	3
6	7	8	9	10
13	14	15	16	17
20	21	22	23	24
27	28	29	30	31

5/27 Memorial Day

JUNE

M	T	W	TH	F
3	4	5	6	7
10	11	12	13 ★	14
17	18	19	20	21
24	25	26	27	28

Legal Holiday

Local Holiday

* Students Not In Attendance

Starting/Ending Dates for Students

★ 1st & Last Day for Kitchen/Satellite Supervisors (185 Days)

12 Month Supervisor Work Year = 225 Days

10 Month Supervisor Work Year = 185 Days

Board Approved: TBD

CM 6/6/18

ALUM ROCK UNION ELEMENTARY SCHOOL DISTRICT
MANAGEMENT/CONFIDENTIAL 2018-2019

JULY

M	T	W	TH	F	
2	3	4	5	6	7/4 Fourth of July
9	10	11	12	13	
16	17	18	19	20	
23	24	25	26	27	
30	31				

AUGUST

M	T	W	TH	F
		1	2	3
6	7	8	9	10
13	14 ★	15 ■	16 ■	17 ✧
20 ✧	21	22	23	24
27	28	29	30	31

SEPTEMBER

M	T	W	TH	F	
3	4	5	6	7	9/3 Labor Day
10	11	12	13	14	
17	18	19	20	21	
24	25	26	27	28	

OCTOBER

M	T	W	TH	F
1	2	3	4	5
8 ■	9	10	11	12
15	16	17	18	19
22	23	24	25	26
29	30	31		

NOVEMBER

M	T	W	TH	F	
			1	2	
5	6	7	8	9	
12	13	14	15	16	11/12 Veteran's Day
19*	20*	21*	22	23	11/23 Thanksgiving Day
26	27	28	29	30	

DECEMBER

M	T	W	TH	F	
3	4	5	6	7	
10	11	12	13	14	
17	18	19	20	21	
24	25	26*	27*	28*	12/25 Christmas Day
31					

JANUARY

M	T	W	TH	F	
	1	2*	3*	4*	1/1 New Year's Day
7	8	9	10	11	
14	15	16	17	18	
21	22	23	24	25	1/21 MLK
28	29	30	31		

FEBRUARY

M	T	W	TH	F	
				1	
4	5	6	7	8	
11	12	13	14	15	
18	19*	20*	21*	22	2/18 President's Day
25	26	27	28		

MARCH

M	T	W	TH	F	
				1	
4	5	6	7	8	
11	12	13	14	15	
18	19	20	21	22	
25	26	27	28	29	3/29 Cesar Chavez (Observed)

APRIL

M	T	W	TH	F	
1	2	3	4	5	
8	9	10	11	12	
15	16	17	18	19	
22*	23*	24*	25*	26*	4/22 - 4/23 Spring Break
29	30				

MAY

M	T	W	TH	F	
		1	2	3	
6	7	8	9	10	
13	14	15	16	17	
20	21	22	23	24	
27	28	29	30	31	5/27 Memorial Day

JUNE

M	T	W	TH	F
3	4	5	6	7
10	11	12	13 ★	14
17	18	19	20	21
24	25	26	27	28

▭	Legal Holiday
⬭	Local Holiday
*	Students Not In Attendance
✸	Starting/Ending Dates for Students

✧	Mandatory Teacher Work Days
■	Teacher Professional Development Days
★	New Teacher Institute

Board Approved: TBD

CM 6/6/18

ALUM ROCK UNION ELEMENTARY SCHOOL DISTRICT
2930 Gay Avenue, San Jose, CA 95127

13.27

Office of Superintendent of Schools

ITEM REQUIRING ATTENTION - BOARD OF EDUCATION

To the Board of Trustees: Date: June 5, 2018

Subject: **Start and End Times for School Year 2018-2019**
The Start and End Times for the 2018-2019 School Year are submitted.

Staff Analysis: The Academic Services Department, Child Nutrition Services Department and Transportation Department collaborated with School Administrators in order to prepare the 2018-2019 Bell Schedules. Start and end times were completed based on instructional time requirements, transportation availability, food services scheduling, student safety concerns, special education programming and requirements, and bargaining unit contract guidelines.

Recommendation: Staff recommends approval of the attached Start and End Times for the 2018-2019 school year as submitted.

Submitted by: Rene Sanchez RS Title: Assistant Superintendent, Instructional Services

To the Board of Trustees:

Recommend Approval

13.27
Agenda Placement

Meeting: June 14, 2018
Regular Board Meeting

Dr. Hilaria Bauer, Ph.D., Superintendent

DISPOSITION BY BOARD OF TRUSTEES

Motion by: _____ Seconded by: _____

Approved: _____ Not Approved: _____ Tabled: _____

Alum Rock Union Elementary School District
Bell Schedules
2018 - 2019

Schools	A.M. Start	AM TK-Kinder M-F	PM TK-Kinder M-F	M-T-W-F Dismissal Grades 1-3 Regular Day	M-T-W-F Dismissal Grades 4-8 Regular Day	Thursday Only Dismissal Grades 1-3 Early Release	Thursday Only Dismissal Grades 4-8 Early Release	Minimum Days Dismissal Grades 1-3 Minimum	Minimum Days Dismissal Grades 4-8 Minimum
**Adelante	8:30	8:30-11:50	11:55-3:15	2:35	2:55	1:20	1:40	1:15	1:35
Adelante II	8:30	8:30-11:50	12:00-3:20	2:35	2:55	1:20	1:40	1:15	1:35
**Aptitud	8:20	8:20-11:40	11:50-3:10	2:25	2:45	1:10	1:30	1:05	1:25
Arbuckle	8:15	8:15-11:35	12:00 - 3:20	2:20	2:40	1:05	1:25	1:00	1:20
Cassell	8:30	8:30-11:50	10:00-2:00	2:35	2:55	1:20	1:40	1:15	1:35
Chavez	8:25	8:25-11:45	9:50-1:50	2:30	2:50	1:15	1:35	1:10	1:30
Cureton	8:25	8:25-11:45	9:50-1:50	2:30	2:50	1:15	1:35	1:10	1:30
Dorsa	8:15	8:15-11:35	10:30 - 2:30	2:20	2:40	1:05	1:25	1:00	1:20
**Hubbard	8:15	8:15-11:35	11:55-3:15	2:20	2:40	1:05	1:25	1:00	1:20
Linda Vista	8:20	8:20-1:30 Extended Day		2:25	2:45	1:10	1:30	1:05	1:25
LUCHA	8:00	8:00-1:10 Extended Day		2:05	2:25	12:50	1:10	12:45	1:05
Lyndale	8:20	8:15-11:35	9:30-1:30	2:25	2:45	1:10	1:30	1:05	1:25
McCollam	8:00	8:00-11:20	9:20-1:20	2:05	2:25	12:50	1:10	12:45	1:05
Meyer	8:00	8:00-11:20	9:20-12:40	2:05	2:25	12:50	1:10	12:45	1:05
Painter	8:20	8:20-11:40	10:00-2:00	2:20	2:40	1:05	1:25	1:00	1:20
Russo/McEntee	8:30	8:30-11:50	11:55-3:15	2:35	2:55	1:20	1:40	1:15	1:35
Ryan	8:15	8:15-11:35	9:45-1:45	2:20	2:40	1:05	1:25	1:00	1:20
San Antonio	8:15	8:15-11:35	12:00-3:20	2:20	2:40	1:05	1:25	1:00	1:20
Fischer	8:30				2:45		1:35		1:30
George	8:30				2:50		1:35		1:30
Mathson	8:35				2:55		1:40		1:35
Ocala	8:30				2:45		1:35		1:30
Ren @ Fischer	9:05				3:20		2:05		2:00
Ren @ Mathson	9:05				3:20		2:05		2:00
Sheppard	8:40				3:00		1:45		1:40

*Lyndale Kindergarten classes begin at 8:15

** K-8 Schools

Pending Board Approval
Academic Services: 06.05.18

ALUM ROCK UNION ELEMENTARY SCHOOL DISTRICT

2930 Gay Avenue, San Jose, CA 95127

13.28

Office of Superintendent of Schools

ITEM REQUIRING ATTENTION - BOARD OF EDUCATION

To the Board of Trustees: Date: June 5, 2018

Subject: **ARUESD 2018-2019 Instructional Calendar**
The Instructional Calendar reflects report card timelines, minimum days and holidays.

Staff Analysis: The Instructional Calendar is an agreed upon calendar that includes report card timelines, minimum days and holidays. The instructional calendar reflects the 180 days students are in attendance.

Recommendation: Staff recommends approval of the **2018-2019** Instructional Calendar.

Submitted by: Rene Sanchez /R.S Title: Assistant Superintendent, Instructional Services

To the Board of Trustees: Meeting: June 14, 2018
Regular Board Meeting

Recommend Approval

13.28
Agenda Placement

Hilaria Bauer, Ph.D., Superintendent

DISPOSITION BY BOARD OF TRUSTEES

Motion by: _____ Seconded by: _____

Approved: _____ Not Approved: _____ Tabled: _____

Alum Rock Union Elementary School District
2018 - 2019 Instructional Calendar / QUARTER

July

Su	M	Tu	W	Th	F	S
1	2	3	4	5	6	7
8	9	10	11	12	13	14
15	16	17	18	19	20	21
22	23	24	25	26	27	28
29	30	31				

7/04 Independence Day

August

Su	M	Tu	W	Th	F	S
			1	2	3	4
5	6	7	8	9	10	11
12	13	14	15	16	17	18
19	20	21	22	23	24	25
26	27	28	29	30	31	

8/14 New Teacher Institute

8/15, 8/16 Teacher PD Days

8/17, 8/20 Teacher Prep Days

8/21 First Day of School

September

Su	M	Tu	W	Th	F	S
						1
2	3	4	5	6	7	8
9	10	11	12	13	14	15
16	17	18	19	20	21	22
23	24	25	26	27	28	29
30						

9/03 Labor Day

October

Su	M	Tu	W	Th	F	S
	1	2	3	4	5	6
7	8	9	10	11	12	13
14	15	16	17	18	19	20
21	22	23	24	25	26	27
28	29	30	31			

10/8 Teacher PD Day

10/24 End of First Quarter

10/26, 10/29-31 MS Conferences

November

Su	M	Tu	W	Th	F	S
				1	2	3
4	5	6	7	8	9	10
11	12	13	14	15	16	17
18	19	20	21	22	23	24
25	26	27	28	29	30	

11/12 Veteran's Day Observed

11/21-11/22 Thanksgiving Break

11/19-20, 23 Non-student Day

December

Su	M	Tu	W	Th	F	S
						1
2	3	4	5	6	7	8
9	10	11	12	13	14	15
16	17	18	19	20	21	22
23	24	25	26	27	28	29
30	31					

12/24 - 12/31 Holiday Break

January

Su	M	Tu	W	Th	F	S
		1	2	3	4	5
6	7	8	9	10	11	12
13	14	15	16	17	18	19
20	21	22	23	24	25	26
27	28	29	30	31		

1/01 - 1/04 Holiday Break

1/21 Martin Luther King Day

1/17 End of Second Quarter

February

Su	M	Tu	W	Th	F	S
					1	2
3	4	5	6	7	8	9
10	11	12	13	14	15	16
17	18	19	20	21	22	23
24	25	26	27	28		

2/18 - 2/22 Presidents' Day/Winter Break

2/19 - 2/21 Non-student Days

March

Su	M	Tu	W	Th	F	S
					1	2
3	4	5	6	7	8	9
10	11	12	13	14	15	16
17	18	19	20	21	22	23
24	25	26	27	28	29	30
31						

3/29 Cesar Chavez Day

April

Su	M	Tu	W	Th	F	S
	1	2	3	4	5	6
7	8	9	10	11	12	13
15	15	16	17	18	19	20
21	22	23	24	25	26	27
28	29	30				

4/01 End of Third Quarter

4/21 Easter

4/22 - 4/26 Spring Break

May

Su	M	Tu	W	Th	F	S
			1	2	3	4
5	6	7	8	9	10	11
12	13	14	15	16	17	18
19	20	21	22	23	24	25
26	27	28	29	30	31	

5/27 Memorial Day

June

Su	M	Tu	W	Th	F	S
						1
2	3	4	5	6	7	8
9	10	11	12	13	14	15
16	17	18	19	20	21	22
23	24	25	26	27	28	29
30						

6/7, 6/10 Minimum Days

6/11 End of Fourth Quarter

6/11 Last Day of School

NON STUDENT DAYS **LEGAL/LOCAL HOLIDAYS**

ELEM. & M.S. MINIMUM INSTRUCTIONAL DAYS: See back of page

NEW TEACHER ORIENTATION: 8/14

MANDATORY TEACHER WORKDAYS 8/17 8/20

STARTING/ENDING DATES OF SCHOOL 8/21 6/11

End of Quarters 10/24, 1/17, 4/1, 6/10

NON STUDENT DAYS/TEACHER PD DAYS 8/15, 8/16, 10/8

Elementary Schools:

K-5 Progress Reports sent home to parents who did not attend conferences: 11/5

K-5 Progress Reports for "At-Risk" students only go home: 4/16

K-5 Standards-based Report Cards go home: 1/22, 6/11

Middle Schools:

6-8 Report Card grades to be electronically Submitted 11/6, 1/24, 4/10, 6/11

6-8 Progress Report dates: 9/27, 12/10, 3/5, 5/14

Conferences:

Middle & Elementary Schools: 10/26, 10/29, 10/30, 10/31, 11/02

UPDATED 06.01.18

RS/amc: Academic Services

Pending Board Approval

ALUM ROCK UNION ELEMENTARY SCHOOL DISTRICT

2018 - 2019

Minimum Instructional Days

Oct. 26, 29, 30, 31
Nov. 2, 2018

Elementary and Middle School Minimum Days:

- K-5 Progress Reports for all students completed
- 6-8 Report Cards (regular) for all students completed
- There is a reduction of 80 minutes of instructional time for the minimum days for the purpose of preparing reports and conferencing.

November 6, 2018
- 6-8 Report Cards **to be electronically submitted**

November 5, 2018
- K-5 Progress Reports sent home to parents who did not attend conferences.

Jan. 16 & 18, 2019

Elementary and Middle School Minimum Days:

- K-5 Report Cards (standards-based) for all students completed
- 6-8 Report Cards (regular) for all students completed
- There is a reduction of 80 minutes of instructional time for the minimum days for the purpose of preparing reports.

January 24, 2019
- 6-8 Report Card grades **to be electronically submitted**

January 22, 2019
- K-5 Report Cards sent home with students

April 3, 5, 2019

Elementary and Middle School Minimum Days:

- K-5 Progress Reports for "At-Risk" students only completed
- 6-8 Report Cards (regular) for all students completed
- There is a reduction of 80 minutes of instructional time for the minimum days for the purpose of preparing reports.

April 8, 2019
- K-5 Progress Reports for "At-Risk" students only sent home with students

April 10, 2019
- 6-8 Report Card grades **to be electronically submitted**

June 7, 10, 11, 2019

Elementary and Middle School Minimum Days:

- K-5 Report Cards (standards-based) for all students completed
- 6-8 Report Cards (regular) for all students** completed
- There is a reduction of 80 minutes of instructional time for the minimum days for the purpose of preparing reports.

June 11, 2019
- K-5 Report Cards sent home with students
- 6-8 Report Card grades **to be electronically submitted**

*** Due date for 8th graders report card grades TBD @ site*

Middle School Academic Progress Reports

September 27, 2018
- Quarter 1 Progress Reports **to be electronically submitted**

December 10, 2018
- Quarter 2 Progress Reports **to be electronically submitted**

March 5, 2019
- Quarter 3 Progress Reports **to be electronically submitted**

May 14, 2019
- Quarter 4 Progress Reports **to be electronically submitted**

RS/amc: Academic Services Department
Pending Board Approval

ALUM ROCK UNION ELEMENTARY SCHOOL DISTRICT
2930 Gay Avenue, San Jose, CA 95127

1329

Office of Superintendent of Schools

ITEM REQUIRING ATTENTION - BOARD OF EDUCATION

To the Board of Trustees: Date: June 7, 2018

Subject: **School-sponsored Field Trip List**

Staff Analysis: Student field trips are an important component of the educational program. Field trips supplement and enrich classroom-learning experiences and provide opportunities for students to relate their new learning to the outside world.

Recommendation: Staff recommends approval of out-of-county and overnight school-sponsored field trip.

Submitted by: Sandra Garcia SG Title: Director of State and Federal Programs

Approved by: Rene Sanchez RS Title: Assistant Superintendent of Instructional Services

To the Board of Trustees: Meeting: June 14, 2018
Regular Board Meeting

Recommend Approval

1329
Agenda Placement

Hilaria Bauer, Ph.D., Superintendent

DISPOSITION BY BOARD OF TRUSTEES

Motion by: _____ Seconded by: _____

Approved: _____ Not Approved: _____ Tabled: _____

Alum Rock Union Elementary School District

Field Trip Information Sheet

Overnight Field Trips are in BOLD

Field Trips for Board Approval: June 14, 2018

School	Field Trip Event	City, and County	Field Date	Grade	# of classes/ students	Budget (coding)	Purpose: (academic standard the trip supports)
Aptitud Academy	Children's Natural History Museum	Fremont, Alameda	06/12/2018	2/3	24 Students	ASES	Students will learn about fossils and the ecosystem in which they lived long ago.
Adelante Academy	**National Spanish Spelling Bee**	**San Antonio, TX Bexar**	**07/12/2018-07/15/2018**	**4/5**	**3 Students**	**Title I/ Donations**	**Students will be participating in the National Spanish Spelling Bee competition.**