
Senior Project Showcase



2020



The Senior Project

MCI's senior project tradition began in 1995 and today is an important part of the Humanities curriculum as time-honored as the Manson Essay. All seniors are required to complete a senior project. The projects are designed to expand the skills of all students and are not limited to any area of knowledge.

With this year's challenges, students had to be especially creative in designing and implementing projects based on their individual circumstances and access to resources.

What follows is a brief sampling of the projects.



Protect The Protectors

How Physical Therapy Impacts Law Enforcement

Riley Max
Senior Project 2020
riley.max2020@maineci.org

**Riley Max**

Creator, Protect the
Protectors

riley.max2020@maineci.org

From the beginning of this project, I knew that I wanted to show how physical therapy is able to help not just law enforcement, but everyone along all walks of life.

My website includes...

- General benefits of physical therapy
- Information on tactical physical therapy
- Interviews with NEMLEC S.W.A.T. members
- Articles from trusted resources

And more!

Protect the Protectors:

How Physical Therapy Impacts Law Enforcement

Objectives:

1. Receive a hands-on experience that introduces me to my chosen major of physical therapy
2. To make new connections and learn more productive communication
3. To design a website to adequately and properly showcase research, written articles, and photographs
4. To effectively educate readers about how physical therapy can benefit the mind and body of all types of people

Website URL: <https://rileymax2020.wixsite.com/protecttheprotector>


Isaac Tardy

Objective: Create an SATB acapella arrangement of a song

Here is the link to my final sheet music:

https://drive.google.com/file/d/1zInRzFSjv9fKLNJBUXSX_aVaAOJzUIZk/view?usp=sharing

Grow As We Go Acapella SATB Arrangement



- I created logos of the covers,
- photoshopped the pictures,
- and added “side lines.”

- ➔ All my work was inspired by original covers
- ➔ I worked in GIMP and Adobe Photoshop Express programs
- ➔ All “side lines” are corresponding with the players

Libraries and Librarians

By: Camden Ardry



**BAD LIBRARIES BUILD COLLECTIONS, GOOD
LIBRARIES BUILD SERVICES, GREAT
LIBRARIES BUILD COMMUNITIES.**


– R. DAVID LANKES

I created a project on the history of libraries, the destruction of libraries, the careers libraries can sustain, and on how libraries impact the community that they are in. I also interviewed two professional librarians and created a Tumblr blog about libraries.

(<https://www.tumblr.com/blog/libraryhistorythings>)

How to Write a Screenplay and Sell to a Network Abigeal Shea

These photos are from my Show Bible. The Show Bible is the most important part of selling a screenplay because it explains the vision for show. Throughout the writing process, I relied heavily on my Show Bible. Especially in the beginnings of episodes when setting the scene, it was a center that I could go to, to find the inspiration I needed to create the new world that Gaia and Tara were walking into. The Show Bible is also a wonderful way to keep your show organized, and that is another reason it is an integral part of selling a show. When a producer receives a script for a potential show, the first thing many of them will do is look at the Show Bible. This gives them the essence of the series; past, present and future. A Show Bible includes the descriptions of the characters and the settings but also their unique journeys start to finish. A Show Bible is a window into the world that is being created.



Post senior project:

I have written a total of 55 pages which includes the 21 page Show Bible, and two and a half episodes. I am currently working on episode 3 which takes place in Ancient Greece and Rome. I plan to continue writing and editing this series until I feel it is ready to sell to a network. The focus of this series is the impact of society on the environment while exploring history and world religions.



Building a Doghouse!!

Taylor Gallway
Senior Project 2020

For my senior project I decided to build a doghouse for my dog Milo! I focused on learning the tricks of the trade when it comes to carpentry. I learned a lot about carpentry, patience, and more through this project. I am happy with the final product (and Milo doesn't seem to mind it either)!



A One-Woman Playwright and Tech Crew Combo. - Rylee Stock

For my senior project, I wrote a play that takes place in Ireland during the 1700's. I also designed makeup and costumes, as well as sets. Following this, I made a lights and sounds index and annotated the script with cues to light and sound effects.

POCKET-WATCH HEARTS

By Rylee Stock

Page Break

Characters:

Hope Greer - Young woman, Cursed, Immortal, self-isolating, she wants to be a writer, selfish - doubles as the *woman* in the slideshow scape beginning the show

John Dawson - Current reincarnation of Hope's love interest, pub owner, handsome - is not cursed at the beginning of the show

Seán "Jack" Jameson - Fellow Pub worker, Jokester, lightly spirited (in both senses), old soul.


The Witch - A young-looking woman, the original holder of the curse, Sets the curse on HOPE

Townfolk - the elderly are suspicious of Hope, but none care to interact with hostility - the young children look at Hope as a kind, motherly figure.

Taking a Play From the Page to the Stage

Rylee Stock - Senior Project 2020

Lady Hope
Greer



These are images of my
designs, as well as the image
board created for “Hope’s
Cottage”

In the bottom right corner is
feedback that I received during
the editing process.

Click here to view the script for
my play: [Pocket-Watch Hearts](#)

5/12/20

To: Rylee Stock >

Re: Senior Project Play - Pocket Watch Hearts by Rylee Stock

This looks really good! It was a really engaging play and I would love to see it in action! I took a few notes about things I noticed that might be of help, it doesn't really need any changes though, these are all just suggestions :)

- The first thing I noticed was that you have a lot of scene changes for the length of the play. Was this designed as a screenplay? If not you might want to consider merging a few of the scenes together. EX: When the Witch first brings Hope into her hut you could have a split stage where half is in the woods and the other half is her hut, instead of a transition. Remember every time you have a scene change you lose the audience's attention.
- I'm not familiar with the format you are using, it looks like you were attempting standard American format: <http://www.playwrightslocal.org/wp-content/uploads/2018/04/Samuel-French-Formatting-Guide.pdf>

If not I would love to learn what you are using, it's very pretty!

- The projection scene was a bit confusing even with the notes, you might want to elaborate somewhere that the different men are the reincarnations of her husband.
- I really enjoyed the poem! It was beautifully written and actually made me a bit emotional! You also did a really good job on setting the scene, I liked how the black rose held more than just one meaning; it was nice and subtle which drew your attention to it more.
- Act 1, Transition 4. Why is this here? It feels a bit unnecessary to label it as a transition. If you want to show that they've been dancing for a while, you could try writing in a lighting change or something similar.
- I really enjoy how you wrote the stage directions, it reminds me of Jerome Lawrence and Robert E. Lee's writing!
- Hope felt like she was a kind, mature soul throughout the play so I was a bit confused about why you wrote her description as selfish until I got to the end. It broke my heart that she was willing to put her lover through something that she knew first hand was miserable. You did an amazing job of making the audience feel the pain the characters were in. All I can really say is the ending felt a bit rushed. I feel like it might help if you add a bit more inner turmoil for Hope. Deciding to force immortality on a loved one is a big decision after all!

Blacksmithing

Edith Tierney

For my project I learned about blacksmithing. I researched its history and particular tools as well as learning to make things myself! I even built a forge in my backyard. When I started I didn't know anything about blacksmithing. Now that I have done it I am not an expert, but I am proud of the knowledge that I do have.

