



William Floyd School District
Our rich history builds a promising future!



BUDGET
Hearing
June 2, 2020
6:00 PM

Budget Overview

- School Budget, Adoption, Hearing, Vote and Elections
- Assumptions
- State Aid Review
 - Concerns - Warnings
- Tax Levy
 - Calculation, Historical & Proposed
- Revenue Budget
- Expense Budget
- 3 Part Budget
- Next Steps

BUDGET ADOPTION

May 21, 2020

Deadline for school boards to adopt the budget prior to property tax report card filing!!

- Districts must transmit “property tax report card” to SED by the end of the **next business day following its approval by the school board**, but not later than May 22nd
- MAY 26th – June 9th - Copies of the budget must be available to the residents upon request. The budget and attachments are required to be posted to the district website.

BUDGET HEARING

JUNE 2, 2020

Last day to conduct legally required BUDGET HEARING meeting!!!!

- Budget Notice – last day to mail is June 3rd
- Budget Brochure – not legally required, we will not be mailing one this year
- Ballots – are mailed to the residents by May 29th
- BUDGET VOTE – JUNE 9, 2020



Budget Assumptions

- Maintain everything we currently have
- Reallocate resources when available
- Take savings based on attrition, not layoffs (if possible)
- Negotiate lower rates with vendors
- Continue to evaluate needs and current resources

Corrected Governor's Executive Proposal

	1/22/2020			
	Governors			
	Actual	Proposal		
	2019-20	2020-21	Difference	
Foundation Aid	\$ 89,723,508	\$ 100,052,980	\$ 10,329,472	11.51%
Community Schools Aid			\$ -	
Universal Pre-K	\$ 1,486,267	\$ 1,486,267	\$ -	
BOCES Aid	\$ 2,942,477	\$ -	\$ (2,942,477)	removed
Public Excess High Cost Aid	\$ 6,949,324	\$ 6,606,088	\$ (343,236)	
Private Excess Cost Aid	\$ 1,039,602	\$ 1,040,603	\$ 1,001	
Software Aid			\$ -	
Library Materials Aid	\$ 723,794	\$ -	\$ (723,794)	removed
Textbook Aid			\$ -	
Hardware & Technology Aid	\$ 159,506	\$ -	\$ (159,506)	removed
Transportation Aid (w/o Summer)	\$ 13,021,012	\$ 15,100,000	\$ 2,078,988	
High Tax Aid	\$ 3,752,477	\$ -	\$ (3,752,477)	removed
Subtotal	\$ 119,797,967	\$ 124,285,938	\$ 4,487,971	3.75%
Building Aid	\$ 10,516,692	\$ 10,520,662	\$ 3,970	
Total	\$ 130,314,659	\$ 134,806,600	\$ 4,491,941	3.45%
Community Schools Aid	\$ 1,998,531	\$ 2,406,161	\$ 407,630	20.40%

This is an expense driven aid and our projected expense will be less than the Governor is estimating



What it looks – June 2, 2020

Comments from the Governor

- Gov. Andrew M. Cuomo warns of impending, widespread education spending cuts and said he'd seek authority to make rolling reductions on a quarterly basis as New York grapples with the coronavirus pandemic.
- "State governments are losing money. Local governments are losing money. It is a reality for everyone and everyone has to adjust."
- "New York State is basically bankrupt ... and you are going to see education cuts all across the state."
- "State aid will be reduced by at least 20% unless the Federal government does the right thing".

Coronavirus Impacted State Aid -

	Adopted Budget 4/3/2020		
	Actual 2019-20	Adopted Budget 2020-21	Difference
Foundation Aid	\$ 89,723,508	\$ 89,723,508	\$ -
Community Schools Aid			\$ -
Universal Pre-K	\$ 1,486,267	\$ 1,486,267	\$ -
BOCES Aid	\$ 2,987,447	\$ 2,641,473	\$ (345,974)
Public Excess High Cost Aid	\$ 6,894,918	\$ 6,505,098	\$ (389,820)
Private Excess Cost Aid	\$ 1,039,602	\$ 1,038,327	\$ (1,275)
Software Aid			\$ -
Library Materials Aid	\$ 723,794	\$ 732,373	\$ 8,579
Textbook Aid			\$ -
Hardware & Technology Aid	\$ 159,506	\$ 162,455	\$ 2,949
Transportation Aid (w/o Summer)	\$ 13,021,012	\$ 13,100,000	\$ 78,988
High Tax Aid	\$ 3,752,477	\$ 3,752,477	\$ -
Pandemic Adjustment	\$ -	\$ (2,250,912)	\$ (2,250,912)
Subtotal	\$ 119,788,531	\$ 116,891,066	\$ (2,897,465)
Building Aid	\$ 10,516,692	\$ 10,520,662	\$ 3,970
Federal Cares Restoration	\$ -	\$ 2,250,912	\$ 2,250,912
Total	\$ 130,305,223	\$ 129,662,640	\$ (642,583)
Community Schools Aid	\$ 1,998,531	\$ 1,998,531	\$ -

\$5,143,960
 Reduction from
 what the Governor
 proposed on
 1/22/2020



Direction from the Governor & DOB

- Governor Cuomo and the Division of Budget have released updates on the state's bleak fiscal situation, enacted state budget included three time periods for comparing projected and actual revenues
 - The first period set to end April 30, the Governor has told everyone to expect large cuts, state revenues are on track to be \$13.3 billion below expectations
 - Robert Mujica, New York State Director of Budget, advised districts to wait until May 15 to finalize their 2020-21 budgets, so they could incorporate the cuts that will be forthcoming. Director Mujica warned they could be as much as 20 percent
 - State revenue concerns are projected to be a long-term challenge as the financial plan for fiscal years 2021-2024 now projects a \$61 billion revenue decline over previous forecasts

June 2, 2020 – We still Have not heard from the Division of Budget about 1st measurement period state aid adjustments –

*****By executive order, today is the last day to adopt a budget!!!!

Concerns - Revenue Reductions to State Aid

- The final budget authorizes the assessment of state revenues on an ongoing basis.
- The year will be divided into three measurement periods;
 - April 1 - April 30,
 - May 1 - June 30, and
 - July 1 - December 31.
- If actual state operating revenue is less than 99% of projected revenue for the measurement period or actual operating fund expenditures are more than 101% of projected operating fund spending, or both, the state Division of Budget (DOB) may reduce state aid for school districts and other localities.
- DOB has broad authority as to how those adjustments would be made.
- The legislature does have the ability to counter DOB's proposed adjustments with its own plan if it so chooses.
- According to language in the budget, school districts and localities that have their aid reduced may be repaid the reduction amount at a later date, if the budget is put back into balance under certain conditions.
- Governor has warned that state aid will be reduced by another 20%, unless the Federal government provides support.

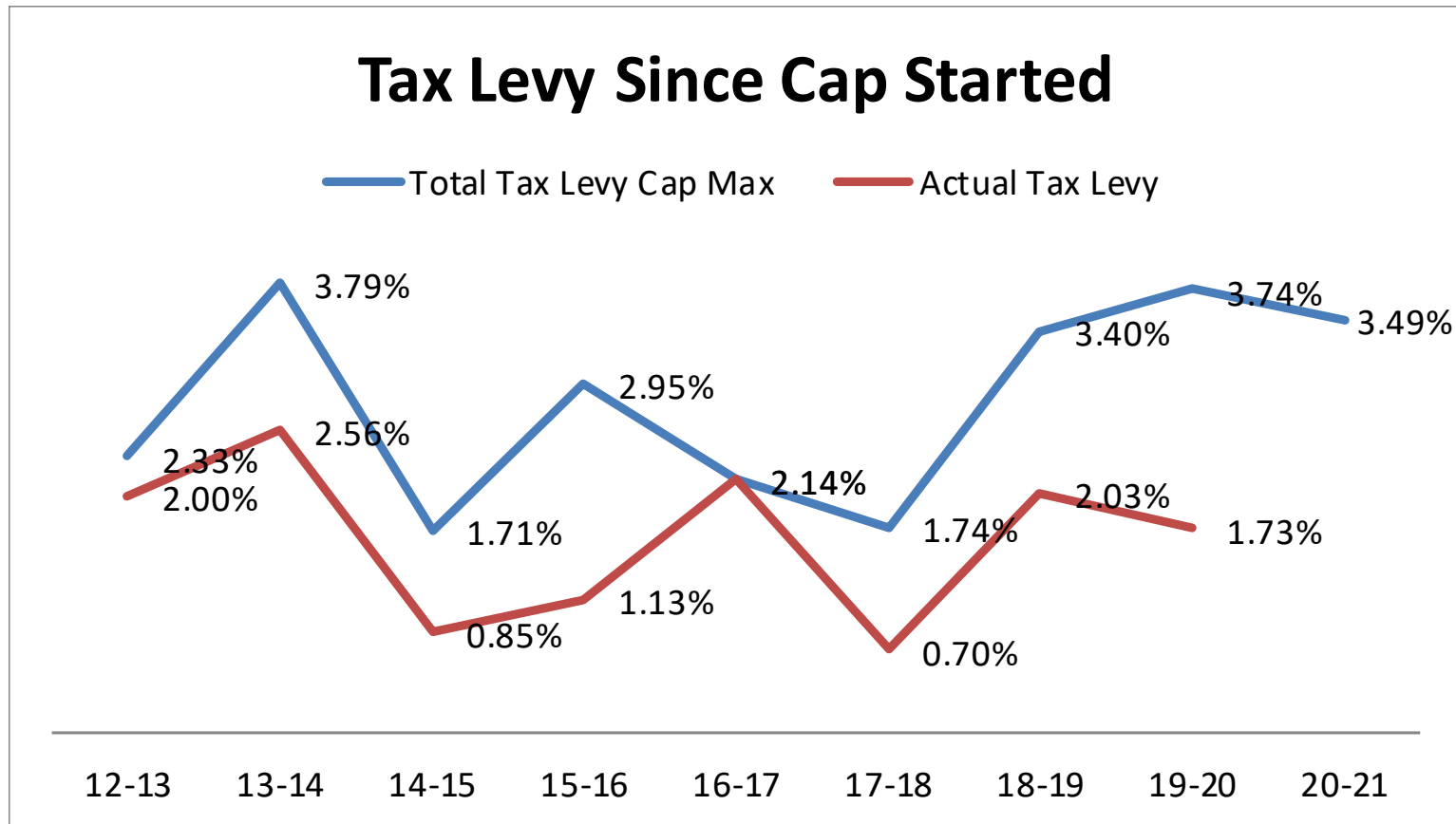
2020-21 Max Tax Levy Calculation

Prior Year Tax Levy		\$ 101,362,804
Reserve Amount for any Excess Levy	-	\$ -
	=	\$ 101,362,804
Tax Base Growth Factor	X	100.15%
	=	\$ 101,514,848
Prior Year PILOT	+	\$ 16,280
	=	\$ 101,531,128
Prior Year Exclusions (not TRS/ERS)		
a. BOCES Capital Exclusion	-	\$ -
b.	-	\$ -
Adjusted Prior Year Levy	=	\$ 101,531,128
Allowable Growth Factor	X	1.81%
	=	\$ 103,368,842
PILOTS for coming year	-	\$ 17,270
	=	\$ 103,351,572
Available Carryover	+	\$ 1,550,477
TAX LEVY LIMIT	=	\$ 104,902,049
Coming School Year Exclusions		
a. BOCES Capital Exclusion	+	\$ -
b.	+	\$ -
c.	+	\$ -
d.	+	\$ -
MAXIMUM ALLOWABLE LEVY	=	\$ 104,902,049
Tax Levy % Increase		3.49%

The
"TAX CAP"
is
permanent



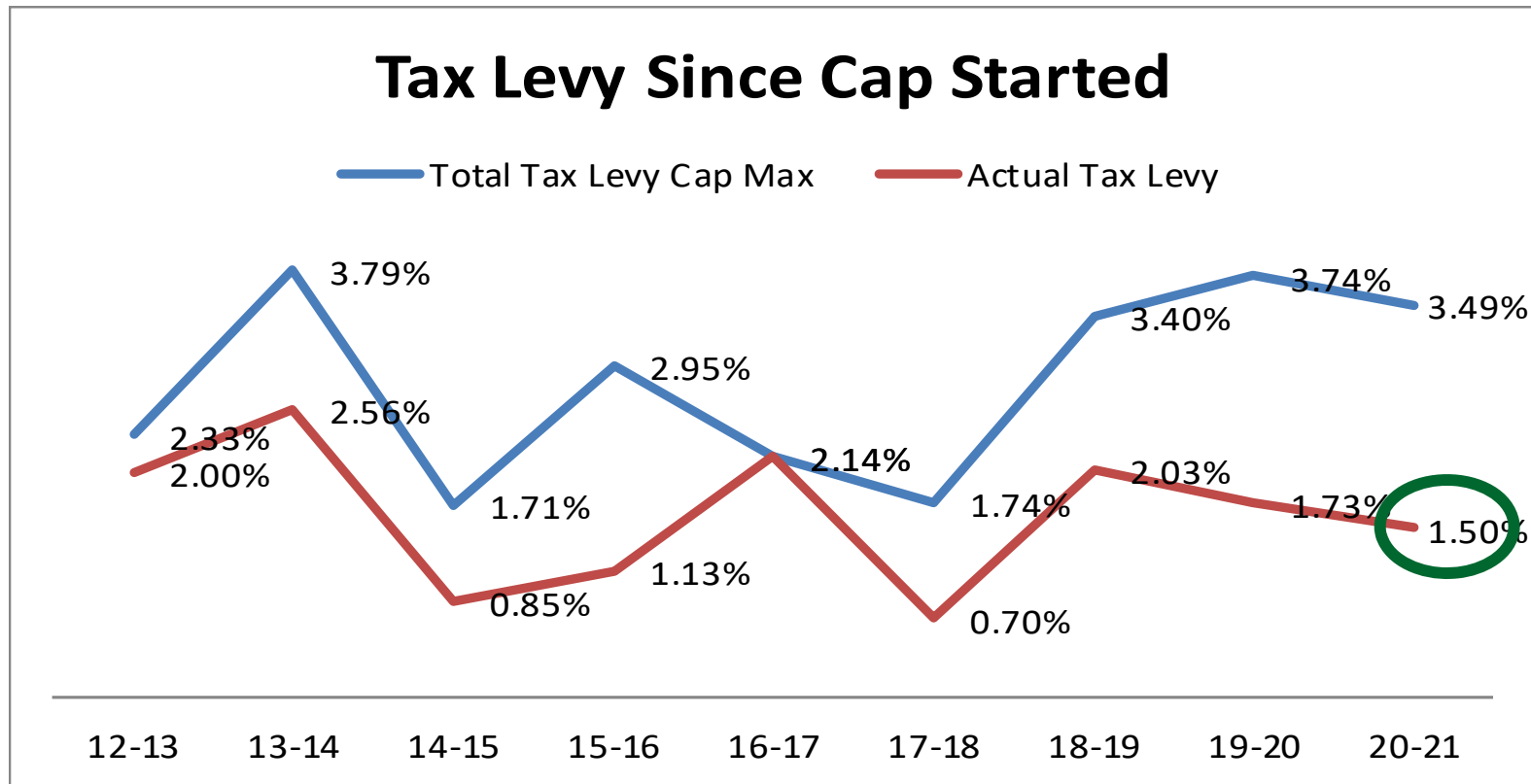
Tax Levy History



June 2, 2020



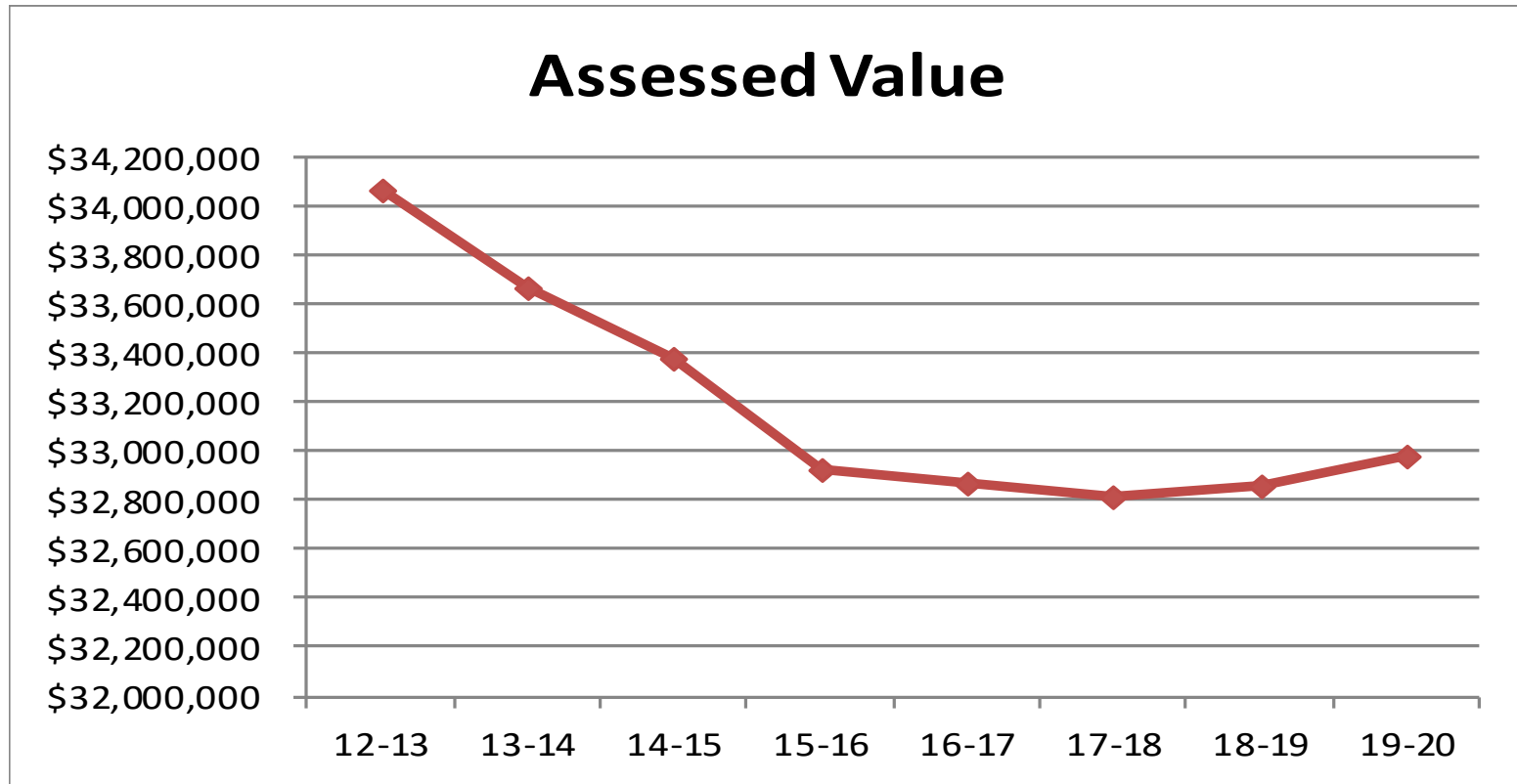
Proposed Tax Levy



The BOE has adopted a budget with a 1.5% tax levy increase

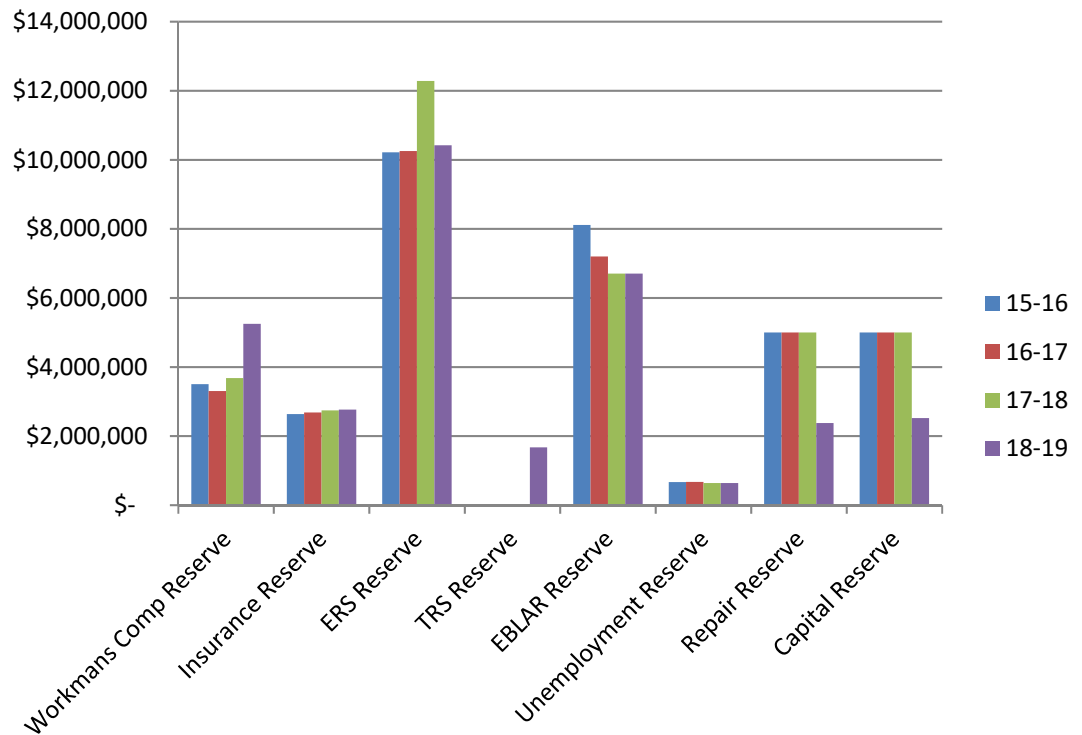


Assessed Value



Reserves

- Retirement Contribution (ERS) Reserve
- TRS Reserve
- Workers Compensation Reserve
- Unemployment Reserve
- Insurance Reserve
- Employee Benefit Accrued Liability Reserve (EBLAR)
- Repair Reserve
- Capital Reserve



Operating Fund Balance

It is the total money available at the end of the fiscal period, which is comprised of the following areas:

- 1 – Unspent money from the “Expense Budget”
- 2 – Excess revenue received, over what was anticipated, in the “Revenue Budget”
- 3 – The amount of the previous year’s total fund balance which was not used to offset taxes or moved to reserves (an amount which should not exceed 4% of the coming year’s budget - called the unrestricted fund balance)
- 4 – Release of prior year encumbrances

Total Fund Balance

General Fund	2013-14	2014-15	2015-16	2016-17	2017-18	2018-19	Estimated 2019-20
Non-spendable - prepaids	\$ -	\$ -	\$ -	\$ -	\$ 347,827	\$ 128,325	\$ -
Restricted:							
Workers Compensation	\$ 4,562,614	\$ 3,491,001	\$ 3,503,569	\$ 3,303,458	\$ 3,677,713	\$ 5,249,475	\$ 6,750,000
Unemployment Insurance	\$ 1,660,417	\$ 666,228	\$ 668,627	\$ 671,101	\$ 641,352	\$ 629,260	\$ 631,747
EBALR	\$ 7,553,414	\$ 7,579,851	\$ 8,113,143	\$ 7,198,716	\$ 6,702,587	\$ 6,301,563	\$ 6,083,008
ERS-Retirement Contribution	\$ 12,425,051	\$ 10,000,000	\$ 10,216,732	\$ 10,254,534	\$ 12,279,431	\$ 12,089,617	\$ 13,500,000
TRS-Retirement Contribution	\$ -	\$ -	\$ -	\$ -	\$ 1,672,361	\$ 3,413,370	\$ 4,800,000
Insurance	\$ 2,617,605	\$ 2,626,767	\$ 2,636,223	\$ 2,682,977	\$ 2,743,856	\$ 2,767,673	\$ 2,699,889
Repair	\$ -	\$ 4,556,121	\$ 5,000,000	\$ 5,000,000	\$ 5,000,000	\$ 2,522,250	\$ -
Capital	\$ -	\$ -	\$ 5,000,000	\$ 5,000,000	\$ 5,000,000	\$ 2,375,960	\$ -
Total Restricted:	\$ 28,819,101	\$ 28,919,968	\$ 35,138,294	\$ 34,110,786	\$ 37,717,300	\$ 35,349,168	\$ 34,464,644
Assigned							
General Support	\$ 727,735	\$ 173,052	\$ 380,327	\$ 591,907	\$ 405,903	\$ 291,891	\$ 250,000
Instruction	\$ 1,008,402	\$ 1,546,026	\$ 1,056,534	\$ 226,719	\$ 876,319	\$ 1,191,415	\$ 815,250
Pupil Transportation	\$ 7,150	\$ -	\$ 1,000	\$ 3,006	\$ 467,604	\$ 467,604	\$ 467,604
Community Service	\$ -	\$ 75	\$ -	\$ -	\$ -	\$ -	\$ -
Appropriated FB	\$ 20,844,000	\$ 10,710,662	\$ 10,710,662	\$ 13,250,000	\$ 9,650,000	\$ 9,650,000	\$ 9,650,000
Total Assigned	\$ 22,587,287	\$ 12,429,815	\$ 12,148,523	\$ 14,071,632	\$ 11,399,826	\$ 11,600,910	\$ 11,182,854
Unassigned-Fund balance (4%)	\$ 16,084,703	\$ 8,919,537	\$ 9,151,513	\$ 9,453,076	\$ 9,601,552	\$ 9,854,245	\$ 9,854,245
Total General Fund Balance	\$ 67,491,091	\$ 50,269,320	\$ 56,438,330	\$ 57,635,494	\$ 59,066,505	\$ 56,932,648	\$ 55,501,743
	\$ ^	\$ (17,221,771)	\$ 6,169,010	\$ 1,197,164	\$ 1,431,011	\$ (2,133,857)	\$ (1,430,905)
	% ^	-25.5%	12.3%	2.1%	2.5%	-3.6%	-2.5%

One time use reserves,
which reduced total FB



Revenue Budget

	2020-21 Estimated Revenue	2019-20 Adopted Budget	2018-19 Adopted Budget	2017-18 Adopted Budget	2016-17 Adopted Budget	2015-16 Adopted Budget
Tax Levy	\$ 102,888,275	\$ 101,362,804	\$ 99,641,391	\$ 97,660,190	\$ 96,979,249	\$ 95,722,632
Other Income	\$ 1,607,270	\$ 1,390,000	\$ 1,381,500	\$ 1,151,000	\$ 1,420,000	\$ 1,624,714
State Aid	\$ 125,405,584	\$ 127,752,448	\$ 122,765,920	\$ 122,015,709	\$ 114,995,287	\$ 110,492,892
Use of Reserves	\$ 5,445,482	\$ 6,200,873	\$ 6,600,000	\$ 2,250,000	\$ 4,682,639	\$ 5,207,532
Applied Fund Balance	\$ 10,260,000	\$ 9,650,000	\$ 9,650,000	\$ 13,250,000	\$ 10,710,662	\$ 10,710,662
	\$ 245,606,611	\$ 246,356,125	\$ 240,038,811	\$ 236,326,899	\$ 228,787,837	\$ 223,758,432

June 2, 2020



Expense Budget

General Support	2020-21 Proposed Budget	2019-20 Adopted Budget	2018-19 Adopted Budget	2017-18 Adopted Budget	2016-17 Adopted Budget	2015-16 Adopted Budget
Board of Education, District Clerk and District Meetings - Codes - 1010, 1040 & 1060	\$ 91,175	\$ 88,225	\$ 82,505	\$ 77,550	\$ 77,175	\$ 75,975
Superintendent's Office Codes - 1240 & 1245	\$ 1,212,250	\$ 1,165,950	\$ 1,094,001	\$ 1,071,500	\$ 1,028,050	\$ 1,022,820
Business Administration, Payroll, Auditing, Purchasing & Treasurer Codes - 1310, 1320, 1325, 1345 & 1380	\$ 1,359,450	\$ 1,300,900	\$ 1,339,100	\$ 1,421,350	\$ 1,336,600	\$ 1,255,150
Legal, Personnel/Human Resources and Public Relations Codes - 1420, 1430 & 1480	\$ 1,943,750	\$ 1,938,250	\$ 1,999,400	\$ 1,943,538	\$ 1,881,750	\$ 1,878,681
Custodial, Maintenance & Grounds Codes - 1620, 1621, 1622, 1624, 1625 & 1660	\$ 13,292,750	\$ 13,423,620	\$ 14,171,120	\$ 13,760,630	\$ 13,004,209	\$ 12,819,541
Security Operations Code - 1623	\$ 3,142,750	\$ 2,993,600	\$ 2,852,422	\$ 2,800,916	\$ 2,698,122	\$ 2,707,214
Central Printing & Data Services Codes - 1670, 1680 & 1681	\$ 3,391,656	\$ 3,251,000	\$ 2,780,450	\$ 2,716,689	\$ 2,827,227	\$ 2,913,983
Misc. Insurance, School Association Dues & BOCES Participation Fee Codes - 1910, 1920 & 1981	\$ 2,796,250	\$ 2,796,500	\$ 2,797,750	\$ 2,777,750	\$ 2,877,750	\$ 2,877,750
	\$ 27,230,031	\$ 26,958,045	\$ 27,116,748	\$ 26,569,923	\$ 25,730,883	\$ 25,551,114

June 2, 2020



Expense Budget

Supervision, Instructional & Athletics Codes	2020-21 Proposed Budget	2019-20 Adopted Budget	2018-19 Adopted Budget	2017-18 Adopted Budget	2016-17 Adopted Budget	2015-16 Adopted Budget
Supervision Codes 2010, 2020, 2041, 2044, 2060 & 2070	\$ 8,278,396	\$ 8,242,271	\$ 7,428,519	\$ 6,771,821	\$ 6,133,984	\$ 5,775,129
Instructional Codes - 2110 thru 2173	\$ 65,592,193	\$ 65,597,225	\$ 64,539,977	\$ 63,192,348	\$ 61,105,429	\$ 59,856,954
Special Education Instruction Codes - 2250 thru -2280	\$ 46,321,750	\$ 45,076,046	\$ 46,065,236	\$ 46,293,690	\$ 44,468,847	\$ 41,701,072
Instructional Departments, Co-Curricular & Support Codes - 2331 thru 2850	\$ 11,926,766	\$ 10,583,054	\$ 10,218,379	\$ 9,497,644	\$ 9,316,618	\$ 9,022,631
Athletics Code - 2855	\$ 2,015,750	\$ 2,009,993	\$ 2,048,830	\$ 1,614,607	\$ 1,520,255	\$ 1,336,840
	\$ 134,134,855	\$ 131,508,589	\$ 130,300,941	\$ 127,370,110	\$ 122,545,133	\$ 117,692,626

Transportation	2020-21 Proposed Budget	2019-20 Adopted Budget	2018-19 Adopted Budget	2017-18 Adopted Budget	2016-17 Adopted Budget	2015-16 Adopted Budget
Salaries, Contractual, BOCES, Field Trips, Athletics, Routing & Consultant Expenses Codes -5510, 5540, 5540 & 5581	\$ 21,701,500	\$ 20,375,129	\$ 15,417,522	\$ 15,643,884	\$ 16,572,576	\$ 15,702,076

Recreation/Civic	2020-21 Proposed Budget	2019-20 Adopted Budget	2018-19 Adopted Budget	2017-18 Adopted Budget	2016-17 Adopted Budget	2015-16 Adopted Budget
Recreation & Civic Activities Codes - 7000 & 8000	\$ 26,500	\$ 21,000	\$ 21,000	\$ 21,000	\$ 21,000	\$ 21,000



Expense Budget

Undistributed Expenses	2020-21 Proposed Budget	2019-20 Adopted Budget	2018-19 Adopted Budget	2017-18 Adopted Budget	2016-17 Adopted Budget	2015-16 Adopted Budget
Employee Benefits - Health, Dental, Vision, TRS, ERS, FICA, MEDI, Workers Comp, Unemployment, Stop Gap & Medical Administration Codes - 9010, 9020, 9030, 9040, 9060 & 9089	\$ 57,746,250	\$ 57,523,362	\$ 57,474,350	\$ 56,313,542	\$ 53,470,258	\$ 53,554,116
Principal, Interest and TAN Expenses Codes - 9711, 9715, 9731 & 9760	\$ 4,147,475	\$ 9,400,000	\$ 9,425,750	\$ 10,125,940	\$ 10,165,487	\$ 10,185,000
Interfund Transfers Codes - 9901, 9950 & 9960	\$ 620,000	\$ 570,000	\$ 282,500	\$ 282,500	\$ 282,500	\$ 282,500
	\$ 62,513,725	\$ 67,493,362	\$ 67,182,600	\$ 66,721,982	\$ 63,918,245	\$ 64,021,616

Three (3) Component Budget

3 Component Budget	2020-21 Proposed Budget	2019-20 Adopted Budget	2018-19 Adopted Budget	2017-18 Adopted Budget
Administrative Component	\$ 24,859,933	\$ 24,545,914	\$ 23,116,747	\$ 22,176,279
Program Component	\$ 193,592,875	\$ 189,581,863	\$ 183,999,893	\$ 181,045,277
Capital Component	\$ 27,153,803	\$ 32,228,347	\$ 32,922,171	\$ 33,105,343
	\$ 245,606,611	\$ 246,356,124	\$ 240,038,811	\$ 236,326,899
Administrative Component - %	10.12%	9.96%	9.63%	9.38%
Program Component - %	78.82%	76.95%	76.65%	76.61%
Capital Component - \$	11.06%	13.08%	13.72%	14.01%

Contingent Budget

If the proposed budget is not approved:

1. There is no clear guidance about a budget re-vote or if it is even possible.
2. It would require a reduction of tax levy to equal the 19-20 tax levy approved by the residents
3. A reduction of \$1,525,471 in tax revenue
4. Reductions or additional revenue may be used to address this change, if needed

THE UNKNOWNNS

- What will we have to do to re-open schools?
- What additional resources will be required?
- What funding, if any, is available?
- How will this change the face of our school operations?
- What additional mandates will be implemented that we don't even know about yet?

Voting History

DATE	TOTAL VOTES	% VOTING
May 21, 2002	2014	6.98%
June 3, 2003	3696	12.81%
May 18, 2004	2963	10.27%
May 17, 2005	3488	12.09%
June 21, 2005	4569	15.84%
May 16, 2006	3555	12.33%
June 20, 2006	4673	16.20%
May 15, 2007	3218	11.16%
May 20, 2008	2749	9.53%
May 19, 2009	2395	8.30%
May 18, 2010	4880	16.92%
May 17, 2011	4985	17.28%
May 15, 2012	3216	11.15% Tax Cap
May 21, 2013	3047	10.56%
May 20, 2014	2327	8.07%
May 19, 2015	1919	6.65%
May 17, 2016	2022	7.01%
May 16, 2017	1627	5.64%
May 15, 2018	1731	6.00%
May 21, 2019	1450	5.03%

June 2, 2020



Thank You

BUDGET VOTE & ELECTION
June 9, 2020, 5:00 PM
Absentee Ballot ONLY

Please email any questions to
Budget@wfsd.k12.ny.us
Or call 631-874-1684

