



Elementary SPARKS Bingo Card
Summer Learning

Keep learning over the summer with activities in reading, writing, math, science, art, culture, and movement! Take advantage of these opportunities to have fun, learn, and prepare for your child's future.


SPARKS Bingo Category Key

Art	Reading	Movement	Math	Science	Culture	Field Trip	Writing
-----	---------	----------	------	---------	---------	------------	---------

S	P	A	R	K	S
<u>S1</u> Paper Bag Puppets	<u>P1</u> FREE Online Books!	<u>A1</u> DANCE, DANCE, DANCE!	<u>R1</u> GIVE ME 10!	<u>K1</u> Do Beans Grow Faster in the Sun or Shade?	<u>S1</u> Letter to the Principal
<u>S2</u> Sloth Virtual Field Trip	<u>P2</u> Journal Writing!	<u>A2</u> Rainbow Art	<u>R2</u> Read Along with Michelle Obama	<u>K2</u> Beat Go POP	<u>S2</u> Addition Top It!
<u>S3</u> Nature Walk	<u>P3</u> Balloon and Belly Breaths	<u>A3</u> Tiger Cub Zoo Field Trip	<u>R3</u> FREE SPACE	<u>K3</u> Painting with Coffee	<u>S3</u> <i>Grumpy Monkey</i>
<u>S4</u> Jungle Safari Yoga	<u>P4</u> HIT THE TARGET!	<u>A4</u> Build a Spacecraft	<u>R4</u> Volunteer to Help a Family Member	<u>K4</u> Get to Know Foreign Countries	<u>S4</u> Order Ice cream
<u>S5</u> Family Hand Art Project	<u>P5</u> Llama Llama Red Pajama	<u>A5</u> What Makes You Beautiful!	<u>R5</u> Sorting Objects	<u>K5</u> Bouncy Eggs	<u>S5</u> Family Flag

S	P	A	R	K	S
---	---	---	---	---	---

S1: Paper Bag Puppets

Overview	Learn how to make a paper bag puppet and put on a puppet show!
Suggested Process	<ul style="list-style-type: none"> Click on this link to learn how to make an easy puppet: Making a Paper Bag Puppet Below are examples.
	
	<ul style="list-style-type: none"> Make up a story and practice acting it out with your puppet as the main character. Put on a short play with your puppet for a friend or family member.

S2: Sloth Virtual Field Trip

Overview	Visit this Virtual Petting Zoo to observe Flash in his habit. Flash is a sloth and here you can learn more about sloths and the way they live.
Suggested Process	<ul style="list-style-type: none"> Click on this link: Sloth Virtual Field Trip Think about everything you saw and heard in the video. Draw a picture or record new things you learned about sloths on a piece of paper.

S3: Nature Walk


Overview	Go outside with an adult and go on a Nature Walk looking for things that can be found in nature. You may be surprised with things you notice!
Suggested Process	<ul style="list-style-type: none"> Get a piece of paper, pencil, and crayons. Go outside and look for things that can be found in nature. This could include leaves, grass, flowers, rocks, and/or clouds. Draw a picture of things you observed and label them with their names.

S4: Jungle Safari Yoga

Overview	Yoga is for all ages. This fun yoga class is a great opportunity to stretch, move and breath!
Suggested Process	<ul style="list-style-type: none"> Click on this link: Jungle Safari Yoga Follow along and do what the yoga teacher does during the class. Answer this question, "How did I feel before and after this yoga class?"

S5: Family Hand Art Project

Overview	Gather your family members to create this cool family portrait by tracing everyone's hands!
Suggested	<ul style="list-style-type: none"> Gather the following materials: Paper, pencil, markers or crayons.

Process	<ul style="list-style-type: none"> • Watch this video: Family Hand Art Project • Follow the directions on the video to create your piece of art. • Below is an example. <div style="text-align: center;">  </div> <ul style="list-style-type: none"> • Proudly display your family hand art project somewhere in your home.
---------	--



S	P	A	R	K	S
---	---	---	---	---	---

P1: FREE Online Books!	
Overview	Access thousands of FREE MyOn digital books and daily news articles in June and July.
Suggested Process	<ul style="list-style-type: none"> • Login page: www.myon.com/school/GetTexasReading School Name: Get Texas Reading • Username: read • Password: myon • Select and read books that interest you. • Recommend books you read to friends.
Additional Resources	<ul style="list-style-type: none"> • Learn more about how myON resources support remote learning. Reading www.renaissance.com/renaissance-at-home

P2: Journal Writing!	
Overview	Write about and draw a picture of your favorite part of summer or any other topic that you think is fun!
Suggested Process	<ul style="list-style-type: none"> • Get a pencil, crayons, and a piece of paper. • Think about a favorite summer activity. • Draw a picture and write a short story about your favorite summer activity. • Share your writing and picture with a friend or family member. • We'd love to see it too! Show us on Instagram or Facebook @yessoutheastelementary for YES Prep Southeast Elementary and @yesnorthcentralelementary for YES Prep North Central Elementary.

P3: Balloon and Belly Breaths	
Overview	Take a few minutes to enjoy deep breathing to help you relax. This is short video for kids showing you how to do balloon and belly breaths.
Suggested Process	<ul style="list-style-type: none"> • Click on this video: Balloon and Belly Breaths • Do this breathing exercise at least 3 times a day and see how it makes you feel!

P4: HIT THE TARGET!	
Overview	Have fun with this card game and practice your addition and subtraction skills (and multiplication and division skills if you are ready).
Suggested Process	<ul style="list-style-type: none"> • Get a deck of playing cards. • Follow the game directions below to play the game!


	<p>Hit the Target</p> <p>Players 2</p> <p>Materials: Deck of cards, face cards worth ten, Ace worth 1 or 11.</p> <p>How to Play: Lay out five cards face up. Then choose one additional card to be the target number. You may add, subtract, multiply or divide to hit the target number. Try to use all five cards, but you must use at least 2 cards. Winner takes the cards in the equation, plus the target number.</p>  <p>Target number is </p> <p>A player could choose: $5 - 2$ or $5 - 5$ or $10 - 5 - 2$ or $5 \times 2 - 7$ Look for more ways!</p>
--	---

<h2>P5: Llama Llama Red Pajama</h2>	
Overview	Enjoy this fun book with lots of rhyming words as Dolly Parton reads "Llama Llama Red Pajama".
Suggested Process	<ul style="list-style-type: none"> • Click on this link: Dolly Parton reads "Llama Llama Red Pajama" • Follow along as Dolly reads the story. • Write down or tell someone all the words you heard in the story that rhymed with each other.


S	P	A	R	K	S
----------	----------	----------	----------	----------	----------

<h2>A1: DANCE, DANCE, DANCE!</h2>	
Overview	Get ready to move and Dance, Dance, Dance with AJ and Matea with Zoomba Kids!
Suggested Process	<ul style="list-style-type: none"> • Click on the link below: GoNoodle Dance, Dance, Dance! • Dance along with Matea and AJ while watching the video. • Show off your new dance moves with someone at home!

<h2>A2: Rainbow Art</h2>	
Overview	Have fun by creating a piece of rainbow art to hang somewhere you live. You can create many rainbows using different colors and designs.

Suggested Process	<ul style="list-style-type: none"> • Get pieces of paper, crayons or markers. • Watch this video: Rainbow Art • Look at the following example. • Create your own piece of rainbow art. • Proudly display your rainbow art somewhere in your house. 	



A3: Tiger Cub Zoo Field Trip	
Overview	Visit the San Diego Zoo Safari Park and observe tiger cubs inside the Tull Family Tiger Trail.
Suggested Process	<ul style="list-style-type: none"> • Click on this link: San Diego Zoo Tiger Cub Exhibit • Draw a picture and write about what you observed and learned about tiger cubs!

A4: Build A Spacecraft		
Overview	Visit the website below using things around where you live to build your own NASA space craft. You get to decide how to make it—it's all up to you!	
Suggested Process	<ul style="list-style-type: none"> • Click on this link: NASA Build a Spacecraft • Look at the following example of a finished spacecraft. • Write a paragraph about your spacecraft. 	

A5: What Makes You Beautiful!	
Overview	Get ready to dance and smile with AJ and Matea with Zoomba Kids!
Suggested Process	<ul style="list-style-type: none"> • Click on this link: GoNoodle What Makes You Beautiful Dance • Dance along with Matea and AJ while watching the video. • Think about what makes you beautiful. • Show off your new dance moves with someone at home and tell them what makes you beautiful!

S	P	A	R	K	S
----------	----------	----------	----------	----------	----------

R1: GIVE ME 10!	
Overview	Have fun with this card game and practice your addition facts by adding numbers with playing cards that add up to 10.
Suggested Process	<ul style="list-style-type: none"> • Get a deck of playing cards. • Follow the game directions below to play the game!

	<p>Give Me 10</p> <p>Players 2</p> <p>Materials: Deck of cards, face cards removed, Ace worth one.</p> <p>How to Play: Deal 10 cards face up.</p>  <p>Players take turns finding and removing combinations of cards that add up to 10.</p>  <p>Deal out cards so there are always 10 cards face up.</p> <p>To make it challenging, find three cards that add up to a target number (3 numbers that add up to 20).</p>
--	--

R2: Read Along with Michelle Obama

Overview	Join in the fun as former First Lady Michelle Obama reads one of her favorite books. The book is called <i>The Very Hungry Caterpillar</i> .
Suggested Process	<ul style="list-style-type: none"> • Click on the link below: The Very Hungry Caterpillar Read Along • Follow along as Michelle Obama reads the story. • Retell the story to a friend or family member.

R3: FREE SPACE

**Complete an enrichment activity of your choosing!
Draw a picture or write about the activity you completed.**

R4: Volunteer to Help a Family Member

Overview	Volunteering is a great way to be kind. Think about a friend or family member who could benefit from your help.
Suggested Process	<ul style="list-style-type: none"> • Talk to your parent or guardian to identify a family member or friend. • Determine a task and how you can help. This might even be remotely. • Schedule and complete your task. • Think about how this made you feel and how you helped someone.

R5: Sorting Objects

Overview	How many different ways are you able to sort objects you where you live? In this activity, practice you ability to sort objects into groups by shape, size and color.
Suggested Process	<ul style="list-style-type: none"> • Collect 10-20 objects lying around where you live. • Sort the objects on a table by color. • Sort the objects on a table by size . • Sort the objects on a table by shape • Make up one more category for your objects and sort them into that category. • Trying this activity with 10-20 different objects.

S	P	A	R	K	S
---	---	---	---	---	---

K1: Do Beans Grow Faster in the Sun or Shade?

Overview	Try out this science experiment and learn if beans grow faster in the sun or in the shade?
Suggested Process	<ul style="list-style-type: none"> Ask an adult for 2 dry beans, 2 ziploc bags, tape and 2 wet paper towels. Place each bean inside a folded, wet paper towel. Place each paper towel inside its own ziploc bag. Using tape, hang up one ziploc bag in the sun and one in the shade. Make a prediction which will grow faster. Wait to see which bean sprouts! Record your observations.

K2: Beat Go POP

Overview	Move your body with this fun dance routine from Zumba Kids!
Suggested Process	<ul style="list-style-type: none"> Click on this link: GONoodleZumbaKids Dance along with Zumba Kids while watching the video. Show off your new dance moves with someone at home!

K3: Painting with Coffee

Overview	Create a painting using coffee! Its fun to create and smells delicious!
Suggested Process	<ul style="list-style-type: none"> Click on this link: https://www.sparklingbuds.com/2014/02/coffee-painting.html/ Follow the instructions to create your own coffee painting. Share with a family member or friend!

K4: Travel Plans

Overview	Are you dreaming of taking a trip? Are foreign countries and different cultures interesting to you? Check out all these incredible countries!
Suggested Process	<ul style="list-style-type: none"> Click here: https://kids.nationalgeographic.com/explore/countries/ Choose one country you would like to learn more about. Write down at least four things you learn about that country from the pictures. Write at least one question you have about that country or the pictures you saw.

K5: Bouncy Egg Experiment



Overview	Bouncy eggs? That seems impossible! Eggs break! Try this science experiment to see how to make bouncy eggs.
Suggested Process	<ul style="list-style-type: none"> First, think about how what happens when you drop an egg. Gather these supplies for your experiment: <ul style="list-style-type: none"> raw egg glass vinegar Click on this link: http://coolscienceexperimentshq.com/bouncy-egg/ for instructions on how to conduct the experiment. Reflect: why did this change happen in the egg?

S	P	A	R	K	S
---	---	---	---	---	---

S1: Letter to the Principal

Overview	Principal LaFlure from YES Prep North Central Elementary and Principal Rios from YES Prep Southeast Elementary are excited to meet you and want to know how you're spending your time this summer. Send your principal a letter!
Suggested Process	<ul style="list-style-type: none"> Write a letter introducing yourself to your principal. Make sure to include your name and the grade you'll be in next year. Tell them something special about you or something you love to do. Ask a family member to help you address the envelope and mail! Address for students at YES Prep North Central: <p style="text-align: center;">Principal LaFlure YES Prep Home Office 5515 S Loop E Fwy B Houston, TX 77033</p> Address for students at YES Prep Southeast <p style="text-align: center;">Principal Rios YES Prep Home Office 5515 S Loop E Fwy B Houston, TX 77033</p>

S2: Addition Top It!


Overview	Play this fun card game with a friend or family member. Practice your additional skills by putting the numbers on two cards together and see who has the greatest sum!
Suggested Process	<ul style="list-style-type: none"> Get a deck of playing cards. Follow the game directions below to play the game! <div style="border: 1px solid black; padding: 10px; margin: 10px auto; width: 80%; text-align: center;"> <p>Addition Top-It</p> <p>Players 2</p> <p>Materials: Deck of cards, face cards worth ten, Ace worth 1 or 11.</p> <p>How to Play: Each player turns over two cards and adds them together. The player with the greatest sum wins all the cards. Continue until all the cards are gone.</p> <div style="display: flex; justify-content: space-around; align-items: center;"> <div style="text-align: center;">  <p>$2 + 10 = 12$</p> </div> <div style="text-align: center;">  <p>$5 + 5 = 10$</p> </div> </div> <p>↑</p> <p>Player 1 wins all four cards.</p> <p style="font-size: small;">Make the game easier by taking higher digit cards out of the deck. Make the game harder by add 3 cards.</p> </div>

S3: Grumpy Monkey

Overview	Do you ever feel Grumpy? Have you ever had a bad day? Then you can identify with <i>Grumpy Monkey</i> by Suzanne Lang.
-----------------	--

Suggested Process	<ul style="list-style-type: none"> • Click on this link: https://youtu.be/wylzbbSL668 • Think about these questions: <ul style="list-style-type: none"> ○ How does Jim feel? How do you know? ○ Have you ever felt that way? ○ Do you have any advice for Jim? • Who do you like to be with when you feel grumpy?
-------------------	---

<h3>S4: Order ice cream</h3>	
Overview	What's your favorite flavor of ice cream? Can't pick? We can't either! Let's make an ordered list of the sweet flavors we love to enjoy.
Suggested Process	<ul style="list-style-type: none"> • Gather a pencil and paper. • Write down all of the flavors of ice cream you like to eat. • Now, re-write the list in alphabetical order. • Circle your favorite flavor. • What number in the alphabetical order is your favorite flavor?

<h3>S5: Family Flag</h3>	
Overview	June 14 th is Flag Day. Celebrate by creating a flag to represent your family.
Suggested Process	<ul style="list-style-type: none"> • Gather paper and crayons or colored pencils. • Look at the American Flag and Texas Flag. <div style="text-align: center;">  </div> <ul style="list-style-type: none"> • Think about how these flags represent our country and state. • Now, think about what colors and symbols would represent your family. • Draw and color a flag for your family. • Share with your family!