

4th Grade Reading June 1 - June 5

Monday — Identify Themes in a story

Read Aloud Video: One Green Apple <https://youtu.be/3yhh4J6mBAk>

Lesson Video: <https://youtu.be/t0R2yw4RNZk>

Activity: Read a chapter of your book. Use the “Some Possible Themes” sheet to identify some common themes in your book.

Tuesday — Distinguish between Lessons and Themes

Re-watch One Green Apple: <https://youtu.be/3yhh4J6mBAk>

Lesson Video: Theme Vs. Lesson <https://youtu.be/blxL-F38P38>

Activity: Stop and Jot Lessons and themes in your chapter book.

Wednesday — Support themes with details from a story

Video: Mr. Korn’s Themes <https://youtu.be/sJglp1iHU5s>

Activity: Stop and Jot—Stop and jot details from Characters, settings or actions that support a theme in your chapter.

Thursday — How to read a non fiction Text

Video 1 “How to read a text” <https://drive.google.com/file/d/1DOH2fdEpgbmYCI8gKDJGqYqDy00jzwZ9/view>

Video 2 “Reaching New Heights”: https://drive.google.com/file/d/13lZ2Lg3Zye1HLaVxSniCNe9s_V9NX0ND/view

Activity: Stop and Jot—Read and listen to an article and stop and jot what you notice and wonder in the article.

Friday — Identify Author’s craft techniques in an article.

Lesson Video: https://drive.google.com/file/d/13lZ2Lg3Zye1HLaVxSniCNe9s_V9NX0ND/view

Activity: Stop and jot author’s craft techniques in in the article “Reaching New Heights”.

Monday - Identify Themes

Objective — I can identify a characters strongest trait by noticing what they say, what they think, and how they act.

Read Aloud — Watch Video “One Green Apple” <https://youtu.be/3yhh4J6mBAk>

Lesson — Watch Video “Identify Themes 1” <https://youtu.be/t0R2yw4RNZk>

Themes (Stop and Jot)

Theme in
One Green Apple
“Assimilation”
Farah speaks English

Theme in
One Green Apple
“Friendship”
Anna asks Farah her
name.

Theme in
One Green Apple
“Identity”
Farah notices that she
wears a Dupah while the
other kids do not.

Activity — Read your chapter book. Use the “Some Common Themes sheet on the next page to identify some themes in your book. Stop and jot some themes in your journal.

Some Common Themes

Family

I see a pattern of family relationship.
I learn lessons on how family relates.

Identity

I see a pattern of people learning who they are.
I learn lesson on how people
figure out who they are

Friendship

I see a pattern of friendships.
I learn lessons on how friends relate.

Determination

I see a pattern of people persevering
I learn lessons on why persevering is important.

Taking a Stand

I see a pattern of standing up for what is right.
I learn lessons on why we need to stand up for
what is right.

Cooperation

I see a pattern of people working together
to solve problems.
I learn lessons on working together.

Death

I see a pattern of death.
I learn lessons on how death affects us.

Assimilation

I see a pattern of different cultures coming
together to become one.
I learn lessons on how to assimilate

Bravery

I see a pattern of people acting brave.
I learn lessons on why bravery is important.

Hard Work

I see a pattern of characters working hard..
I learn lessons on why hard work is important.

Kindness

I see a pattern of characters acting kind.
I learn lessons on why kindness is important.

Growing Up

I see a pattern of characters growing up.
I learn lessons about growing up.

Suffering

I see a pattern of suffering.
I learn lessons on how suffering affects us.

Anger

I see a pattern of characters getting angry.
I learn lessons on how anger affects us.

Tuesday - The difference between Lessons and Themes

Objective — I can tell the difference between a Lesson in a story and a Theme in the story.

Read Aloud — Watch Video “One Green Apple” <https://youtu.be/3yhh4J6mBAk>

Lesson — Watch Video “Theme 2” Theme Vs. Lesson <https://youtu.be/blxL-F38P38>

Themes (Stop and Jot)

Themes in One Green Apple

“Assimilation”
Friendship
Identify

A Lesson in One Green Apple

It is important when you
assimilate in a new culture to
decide what you want to add
from your new culture.

A lesson in One Green Apple

It is important when you
assimilate in a new culture to
decide what you want to
keep from your old culture.

Activity — Read your chapter book. Find some Themes in your chapter. Find a few lessons you could learn from each theme.

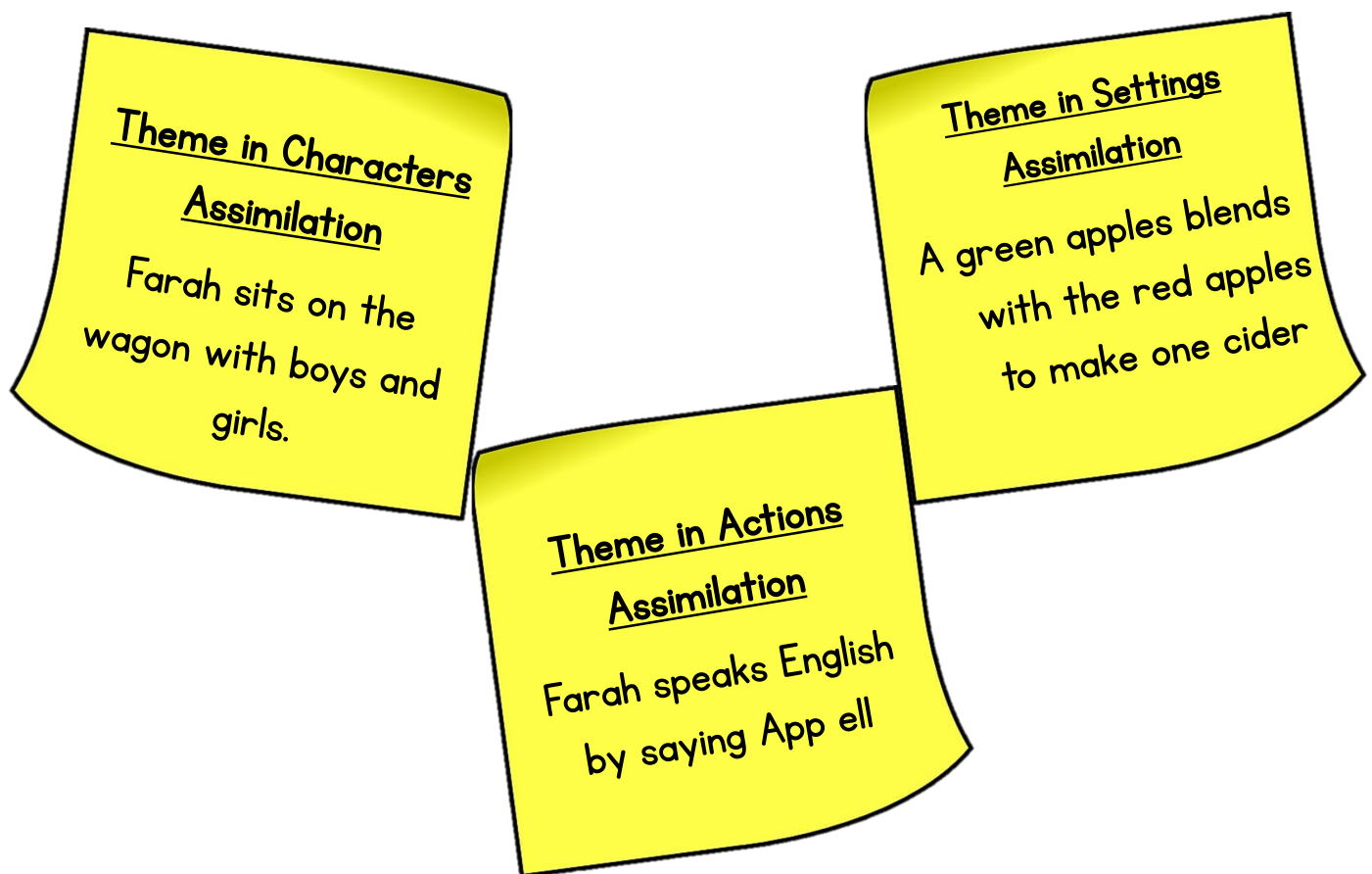
Wednesday - Find Details in the Story to Support Themes

Objective — I can understand that THEMES are supported by DETAILS that occur OVER AND OVER in the story found in Characters, Actions, and Setting Details.

Lesson — Re-watch Video “One Green Apple” <https://youtu.be/3yhh4J6mBAk>

Lesson — Watch Mr. Korn’s Video “Themes” <https://youtu.be/sJglp1iHU5s>

Themes are show in Setting, Characters and Actions (STOP AND JOT)



Activity — Read your chapter book. Identify a theme in your chapter. Then stop and jot any Character, Actions or details in the setting that support the theme.

Thursday - How to Read a Non Fiction Text

Objective — I can use strategies to read a non fiction text.

Lesson — Watch Video 1 <https://drive.google.com/file/d/1DOH2fdEpgbmYCl8gKDJGqYqDy00jzwZ9/view>

Watch Video 2 "": https://drive.google.com/file/d/13lZ2Lg3Zye1HLaVxSniCNe9s_V9NX0ND/view

How to Read a Non Fiction Text (Stop and Jot)

Strategies for Digital Reading

Previewing a Text

- Length
- Content
- Structure

Making a reading plan

- How often are you going to pause and think?
- How are you going to take notes?

Activity — Watch the 2 videos. Stop and jot notes about what you notice as you read the article. Take notes directly in the article provided or in your journal.

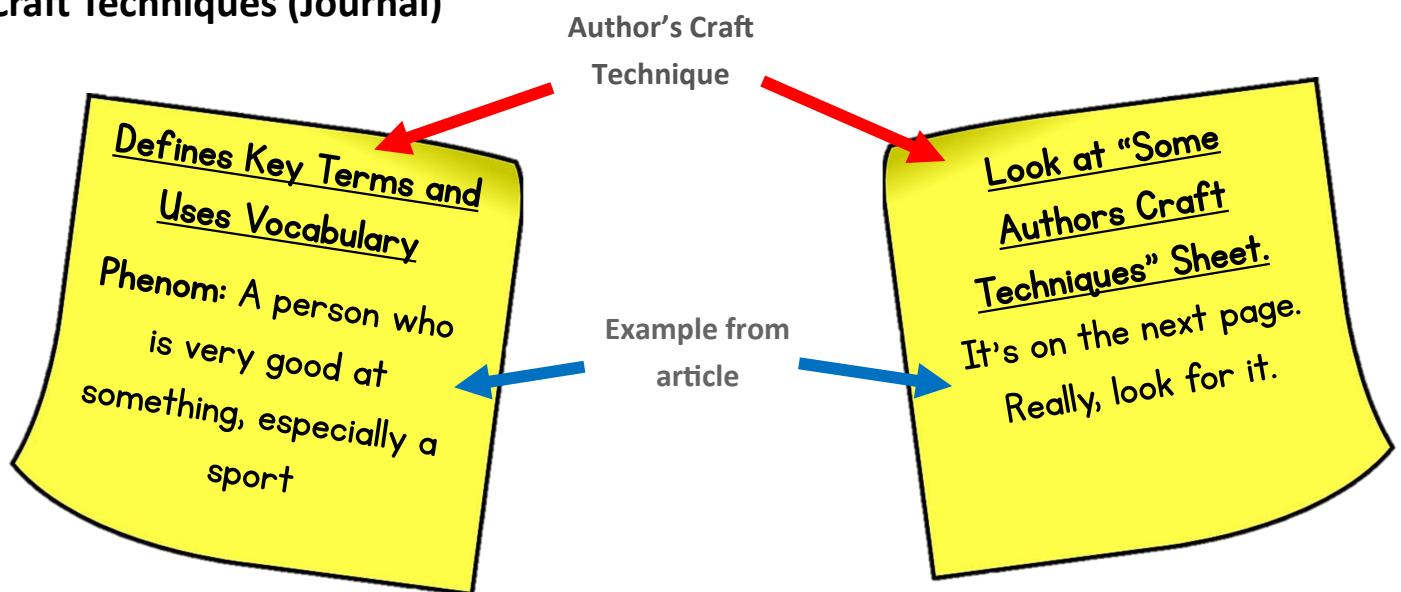
Friday— Identify Non Fiction Craft techniques in an article

Objective — I can identify nonfiction craft techniques in an article.

Lesson —

Read Article Link Here : [Reaching New Heights](#)






Craft Techniques (Journal)



Activity — Use the "Some Author's Craft Techniques" on the next page to identify 3 craft techniques the author uses in the article "Reaching New Heights." Stop and jot them in your journal.

Some Author's Craft Techniques

Writers of Informational Texts Use Techniques Such As:

<p>Organize</p>  <p>CAUSE / EFFECT</p>  <p>CHRONOLOGY</p>  <p>MAIN IDEA + supports</p> <p>OTHER...</p>	<p>Make a comparison</p> 	<p>Raise questions (and sometimes answer them)</p> 
<p>Give an example/anecdote</p> 	<p>Address the reader directly</p> <p>Imagine that you are...</p> <p>YOU</p> <p>what if you...</p> <p>Have you ever...</p> 	<p>Quote an authority</p> <p>I think...</p> 
<p>Provide a surprising fact or statistic</p> 	<p>Choose words/phrases that lead the reader to think one way or another</p> <p>protect their cubs...</p> <p>hunt their prey</p> 	<p>Repeat</p> <p>Use parallelism</p> 
<p>Use text features and/or provide a visual</p> <p>FACTS</p> <p>Details</p> <p>Glossary</p> <p>Goal-when the ball is kicked into the net.</p> <p>How to score</p> <ol style="list-style-type: none"> 1. First 2. Next 3. Finally <p>Be careful!</p> 	<p>Define key terms and use technical vocabulary</p> <p>which means...</p> 	<p>Incorporate humor</p> <p>HA! HA! HA!</p> 