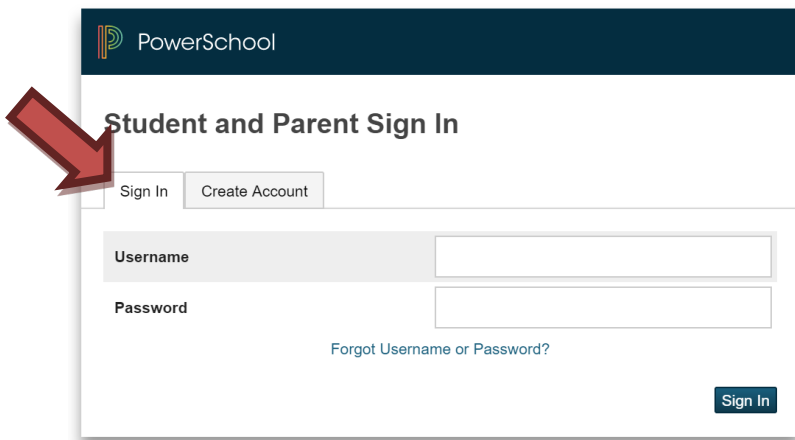


Returning Student Registration ONLINE REGISTRATION INFORMATION

LISLE COMMUNITY UNIT SCHOOL DISTRICT 202

Steps to Register Online

- All On-line Registration will be completed through the PowerSchool Parent Portal found on the district website www.lisle202.org. Click the [PowerSchool Parent Portal](#) button located in the “QUICKLINKS” list in the top right corner of the page.



PowerSchool

Student and Parent Sign In

Sign In Create Account

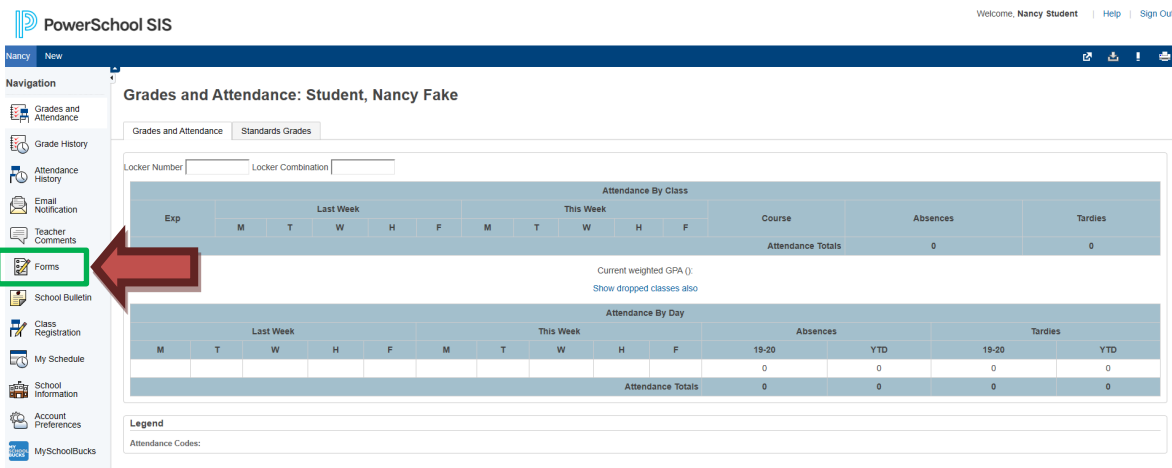
Username

Password

[Forgot Username or Password?](#)

Sign In

- Log in to your PowerSchool Parent Account by clicking on the Sign In Tab



PowerSchool SIS

Welcome, Nancy Student | Help | Sign Out

Nancy New

Navigation

- Grades and Attendance
- Grade History
- Attendance History
- Email Notification
- Teacher Comments
- Forms**
- School Bulletin
- Class Registration
- My Schedule
- School Information
- Account Preferences
- MySchoolBucks

Grades and Attendance: Student, Nancy Fake

Grades and Attendance Standards Grades

Locker Number Locker Combination

Attendance By Class														Course	Absences	Tardies
Exp	Last Week					This Week										
	M	T	W	H	F	M	T	W	H	F						
Attendance Totals															0	0

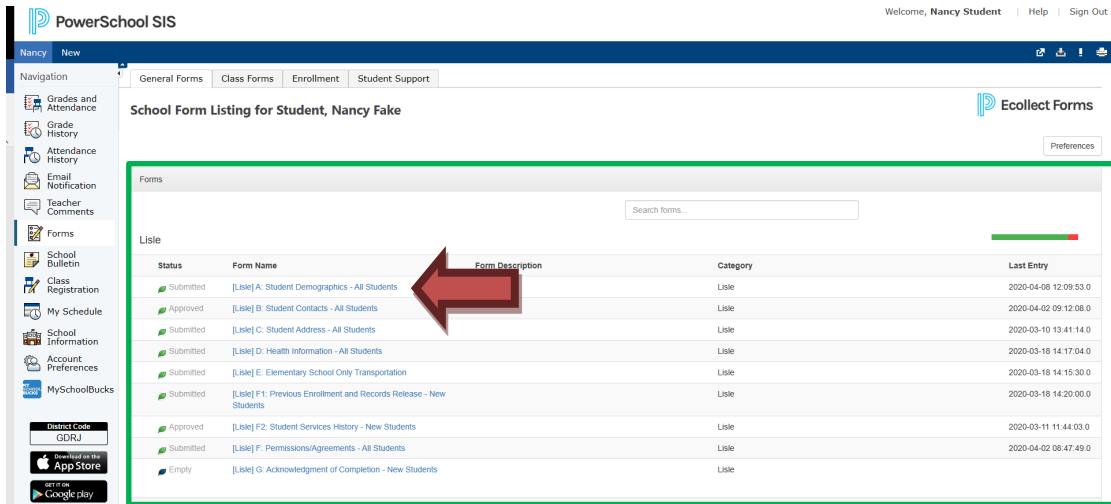
Current weighted GPA ():
Show dropped classes also

Attendance By Day										Absences		Tardies	
Last Week					This Week					19-20	YTD	19-20	YTD
M	T	W	H	F	M	T	W	H	F				
Attendance Totals										0	0	0	0

Legend

Attendance Codes:

- After you click Forms, a list of the Registration Forms will be listed on the screen. Click on the first form in the list “A: Student Demographics” to begin the Registration process.



- When you complete Form C, you will be asked to submit Proofs of Residency. You may submit photos or scanned copies of the documents. Accepted Proofs of Residency are listed below:

CATEGORY I (One document required – choose for homeowner or renter*):

**If you are not occupying a residence within the boundaries of the Lisle School District when you enroll your child, Board of Education Policy requires payment of one semester of tuition until occupancy occurs. The unused portion of the tuition will be refunded upon presentation of proof of occupancy. Please call the District Office at 630-493-8000 for further information.*

FOR HOMEOWNERS (Select One)

- Original Mortgage Statement that includes the address and homeowners name – I.E. Deed, Closing Settlement Statement, or most recent Mortgage Statement
- Real Estate Tax Bill – most recent which identifies the address and homeowner’s name – Form 1098, tax statement from DuPage County Property Lookup website: <http://www.dupageco.org/PropertyInfo/PropertyLookUp.aspx>
- Property Sales Agreement that includes the address and homeowner’s name.



Residency Documentation Continued...

FOR RENTERS

- Signed** and Dated Lease – Dates must be within the current school year. (High School Only - Student's name must be on lease.)

FOR THIRD PARTY RESIDENTS (*paper copies must be submitted*)

- Most recent real estate tax bill or lease agreement
- Signed and Notarized Affidavit of Residency (Third Party Resident – the person whom the parent/guardian and student lives with).

CATEGORY II (Photo ID)

- Driver's License
- State Identification Card
- Passport

CATEGORY III (One document required showing proper address from within the last 60 days)**

- Utility Bill (Gas, Water, Electric Bill - **Phone Bills are *not* accepted)
- Auto Insurance Card
- Checking Account or Bank Statement
- Home/Apartment Insurance Paper
- Public Aid Card

****Residential Custody** – If there is a change in custody from the previous year, legal documentation must be supplied along with residency requirements.

***For all general registration questions, please contact Lisle Elementary School at 630-493-8100
*****If you cannot provide the required residency documents*, please contact Jennifer Law at 630-493-8005