



#003
7 MAY 2020



MILLFIELD
PREP SCHOOL

WEEKLY BULLETIN

Take home notes from teachers to parents



NOTICE

A Message from the Headmistress



Dear All

Another virtual week has flown by and I am still very impressed by all the academic work, arts and sport that is going on, and of course all the charity work and support in local communities. I have very much enjoyed seeing the photos and videos the children have been making and one in particular this week was Jem's History of Shapwick. I was especially moved to watch the choir singing [Somewhere Over the Rainbow and Happy Birthday](#) to Captain (Colonel!) Tom, how the music department managed to blend it all together was brilliant.

As a school, we wanted to mark VE Day, or 'Victory in Europe' Day. It is a day celebrating the end of WW2 and the start of peace on 8 May 1945. The children will have lots of project work so that they can find out more and delve into areas they most enjoy. Whilst the celebration may not be what the Queen and the Government had hoped for, as we are still in Lockdown, we can still celebrate on our doorsteps, rather than in parades and street parties; I know the nation will come together to mark this historic occasion.

In these difficult times, acts of remembrance are even more poignant and I am sure that millions will

want to join me to remember and give thanks to those who gave so much to secure peace, freedom and prosperity in Europe. The official commemorations will begin at 11am with a national moment of remembrance and a two minute silence and wherever you are in the world, it may be a time that the whole Millfield Prep Community can pause together (whatever the time zone) to pay tribute to those who have lost their lives in war and perhaps we can spend one more minute to think about those keyworkers across the world who have also lost their lives.

To mark this historic occasion, Her Majesty The Queen will send a message to the nation at 9pm on BBC One, the exact moment her father, King George VI, gave a radio address in 1945. His Royal Highness The Prince of Wales will read an extract from King George VI's diary from 8 May 1945 which describes the day including The Royal Family's iconic Buckingham Palace balcony appearances. Afterwards there will be a national singalong of Dame Vera Lynn's *We'll Meet Again*. The public will be encouraged to open their doors and join in with this national moment of celebration.

Best wishes and stay safe.

- Mrs Shayler

CHALLENGE

VE Day Challenges

JUNIORS

[Design your own VE Day medal](#)
[Spitfire Foldover Glider](#)
[Design a VE Day commemorative teacup](#)
[VE Day Lego Heroes Colouring](#)

GEOGRAPHY

[WW2 Map - Can you identify the Allied and Axis countries?](#)

SCIENCE

[Can you answer these Science-based WW2 questions?](#)

MUSIC

[Play The Last Post](#)


FAMILY CHALLENGES

[Complete these Family Challenges together](#)

LATIN


[Latin Military Mottos](#)

HATS FOR HEROES



EAL PUPIL OF THE WEEK

Congratulations to **Narella H** for achieving EAL Pupil of the Week. Narella has impressed her teachers with her enthusiasm, diligence and continued hard work. Always smiley, eager and willing to tackle difficult reading and writing tasks, Narella is a positive influence on her peers in the virtual classroom. Narella's work is always done in a timely, neat and well-organised manner despite the challenges of working in a different time zone in Hong Kong. Well done Narella!



View From My Window
by Narella H

Beyond the high way, I have a stunning view from my window. I can see the mountain's shadows mingling, lay like pools above the Earth, all covered in trees and grasses. I can see the ocean, crowded with speed boats and ferries, not too far away from my window. This steel blue sea is surround by beaches, skyscrapers and high rise buildings.

As the blazing sun descends, it casts its golden rays down upon the "cotton candy" clouds, with billowing smoke, turning the clouds orange gold. This makes the sky as aesthetic as a good piece of artwork. As the weather gets a bit chilly, the gentle breeze of wind blows on my cheek, blows on the leaves, makes the leaves rustle in a rhythm, listening to the music of nature, I can barely hear the noises from the city. The joy and peace makes me feel pleasant. Sometimes, the sky is deeper and the stars are brighter, the moon time and again shining like a shooting star. It is drowned between the trees like a great yellow moth. When I can't sleep at night, I often get out of bed, sit near by my window, and enjoy the city's lights, it is spectacular, and the moon makes the city even more brilliant.

ARTS

PICTURE OF THE WEEK

This week's Picture of the Week is this excellent study of a Van Gogh painting, by **Zoe H 8XM**



Recipe of the Week



This week, I thought I would share with you one of my favourite recipes for a classic Carrot Cake, by the brilliant chef Paul Hollywood

20 mins to make. 1 hour to cook.
Serves 8

Ingredients

For the cake:

155ml sunflower oil, plus extra for greasing
230g self-raising flour
1 tsp baking powder
1½ tsp ground cinnamon
½ tsp mixed spice
½ tsp ground ginger
230g light brown muscovado sugar
Finely grated zest of 1 satsuma or mandarin, plus strips to decorate
100g pecans, halved
260g carrots, coarsely grated
3 medium free-range eggs, beaten

For the icing:

50g butter, softened
200g full-fat cream cheese, we recommend Philadelphia
100g icing sugar, plus extra to dust

Finely grated zest of 1 orange

For the orange peel:

2 oranges
200ml water
200g caster sugar

Method

Preheat the oven to 180°C/fan160°C/gas 4. Grease an 18cm loose-bottomed round cake tin and line the base with baking paper. Sift the flour, baking powder and spices into a large bowl. Add the sugar, zest, pecans and grated carrots, then stir until well combined. Stir in the beaten eggs and oil, then mix well.

Pour into the prepared cake tin and bake in the oven for 1 hour or until a skewer comes out clean. Transfer to a cooling rack, leave in the tin for 5 minutes, then turn out and leave to cool completely before icing.

For the icing, beat the butter in a large bowl with a hand mixer until really soft. Add the cream cheese and beat again until well mixed. Sift over the icing sugar, add the orange zest, then beat until smooth. Store, covered, in the fridge until needed. For the orange peel, carefully pare the zest from the orange. Put the water and sugar in a saucepan and heat until the sugar has dissolved. Add the orange zest and remove from the heat. Let the zest sit in the sugar syrup until it has completely cooled.

Carefully cut the cake in half then spread half the icing between the cake layers and the other half on top. Decorate with the orange zest strips.

We would love to see your bakes! Send your photos to jones.g@millfieldprep.com

ACTIONS FOR HAPPINESS

[31 things we can do to look after ourselves and each other in May.](#)

MY LOCAL SETTLEMENT

In Humanities our 6BVG pupils have been finding out about their local settlements and have expressed themselves in creative ways. This brilliant video was made by **Jem H** about his village Shapwick.



ONLINE SAFETY GUIDES

[Online Safety Guide](#)
[Zoom Safety](#)
[Activity, Ages 8-10](#)
[Activity, Ages 11-13](#)

YEAR 8 D&T

Year 8 have been testing their creativity and accuracy, producing some excellent videos. Well done for taking on this difficult challenge with such creativity.



2.6 CHALLENGES

Ellis and **Brychan J** took part in the 2.6 Challenge on Sunday. They worked incredibly hard to complete 26 chores around the house and garden and were sponsored for each task they completed. They raised £150 for the charity '2 Wish Upon A Star,' providing bereavement support for families who have suddenly and traumatically lost a child or young adult.

Freddie H and his brother Magnus, roped their family in to run around their garden 26 times for two charities - 40tude Curing Colon Cancer and the Stroke Association. Freddie raised over £200 for both charities - well done!



ACADEMIC

YEAR 3 SAVE THE WORLD

Year 3 are studying 'Saving the World' as their Inquiry topic this term. They have been focusing on wildlife that can be found in the Amazon rainforest.

The children have independently researched the different colour patterns that can be found on macaws and toucans and they have come up with these amazing creations.



SPORT

2020 Hockey Roundup

Our newest recruits to the gamefish hockey were the U8s. With great numbers within the year group, the girls were lucky enough to compete in numerous festivals and single fixtures, honing their newly acquired basic skills and knowledge with great success.

The U9s were slightly more ahead of the game after their previous first year of bedding in their hockey. The girls were able to transfer their training to match play and demonstrated a superb awareness of the basic pattern of play, great low tackling and flurry of goals - definitely a team to watch for the future!

The U10s displayed an ever-increasing appreciation of the game, implementing meaningful movement of the ball and creating goal scoring opportunities through industrious attacking of the right hand side.

Our U11s were able to field teams from A-C, with our C team proving unbeatable. Our B team were extremely strong and on occasion matched other schools' A teams. The U11A showed great promise, fielding players new to the game and all displaying huge future potential. The girls were unbeaten in their IAPS group games, just missing out on the semi finals.

Our senior U12 and U13 girls were able to complete from A-D level against many schools, with some of our B, C and D teams playing up against other schools and competing successfully. The U12A girls won the MPS tournament and were unbeaten in their IAPS Nationals group games, demonstrating huge promise for next year. In an amazing sweep, the U13A, U13B and U13C all came away winners of the annual Hazlegrove tournament. The U13A also triumphed to victory in the Kings Bruton tournament and were successful in the group stages of the Regional IAPS.

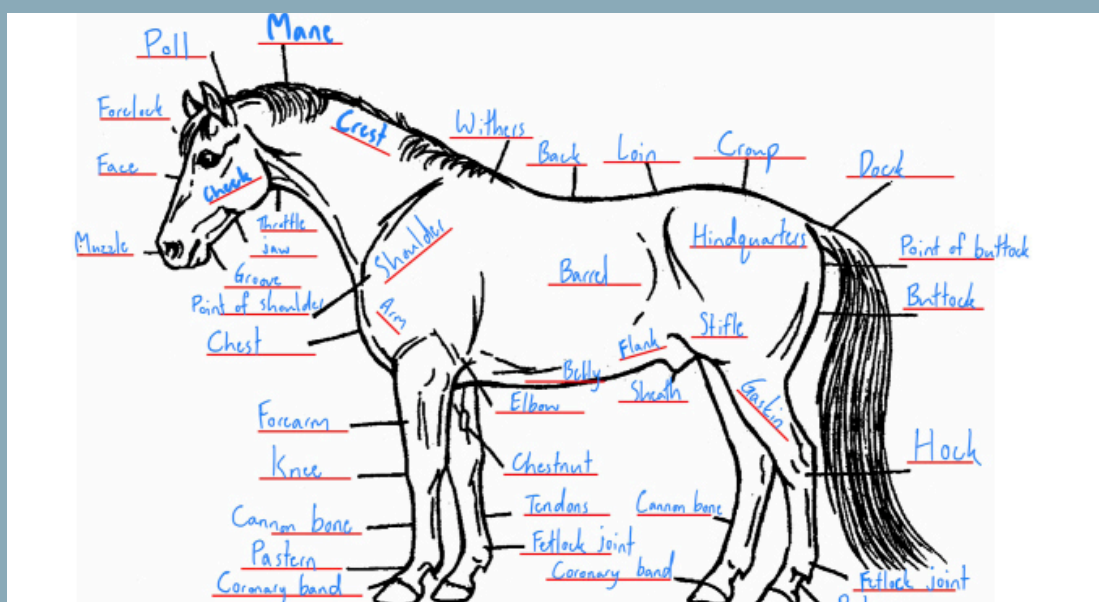
A huge number of pupils were selected to trial for the Somerset County development and academy pathways, with **Sengul C** and **Lily N** progressing fantastically on to the performance centre.

SPORT

EQUESTRIAN

The riders are all taking part in the BHS Challenge Awards - weekly tasks to improve their stable management skills and also some riding theory.

Last week, the riders had to name all the parts of the horse and the hoof, as well as writing an advert for their dream horse! Here is some excellent work from Pleam.



CLUBS

Birdwatching Club

So far, the children have been learning about bird identification, how to make garden bird feeders and the differences between males and females in certain species. Lots of the children have been recording images and different birdsong.

Matilda W was lucky enough to spot his Bald Eagle (she is in America, not Somerset!) and hand feed some birds in her garden. **Hester H** made these brilliant bird feeders out of pine cones that she had collected. Getting her hands messy looked like the best bit!



CUPS & TROPHIES

Dear Parents,

I hope you had a lovely Easter and that you and your families are well.

If your son or daughter was presented with a cup or trophy on Speech Day last summer, please could you let me know if you are able to safely return the award.

We are still receiving deliveries at school, but fully appreciate returning the trophies may be too tricky at this stage. If you are local and able to deliver the trophies/cups/shields on the way to shopping, please let me know and we will arrange a safe drop-off point.

We hope very much to be in a position to re-award the prizes at the end of the academic year.

Best wishes,
Mrs Morgan-Hughes

STEFFI'S AFRICAN ADVENTURE

Year 7 geographers had the task of producing an advert for Kenya, our country of focus at the moment.



This trailer was made by **Steffi B D L O** and it's wonderful.

ARTS

PICASSO STUDY

Year 5 have been studying Cubist Art this week.


The children created their own Pablo Picasso style portraits!



Joshua S



Kiran L



Oli H



#003
07 MAY 2020



MILLFIELD
PRE-PREP SCHOOL

WEEKLY BULLETIN

Take home notes from teachers to parents



NOTICE

A Message from the Head of Pre-Prep

Well done to everyone at Millfield Pre-Prep for completing another week of home learning, the work that I have seen is amazing.

We are so proud of you and everything you are doing. Thankyou to all your parents for their hard work in supporting you, it is much appreciated by all the staff and the children.

I'm looking forward to seeing photos of you in your hats for heroes when we all clap together at 8pm tonight to thank all the key workers.

Enjoy the long weekend and stay safe.

- Mr Jory

TEDDY'S TERRIFIC CRAFTING



VE Day Activities

PRE-SCHOOL & RECEPTION

[VE Day Bunting](#)
[VE Day Colouring](#)
[Union Jack Bunting](#)
[Spitfire Glider Craft](#)
[Design a Medal](#)

We would love the children to design their very own party invite, party games, party food menus and party outfit that they would wear to a VE Day Party.

We can't wait to see what they come up with!

YEAR 2

[VE Day Wordsearch](#)
[Morse Code Activity](#)
[VE Day Colouring](#)
[Ration Book Shopping List](#)



ISOBEL'S HEIGHT HOMEWORK

The children were asked to measure their families and then place them in height order, this is **Isobel's** brilliant piece of work that she sent in!



BUDDING ARTIST

This excellent picture by **Hugo** of before and after the lockdown.



BEA'S BRILLIANT BUNTING



YEAR 1'S SEASONS

This week, Year 1 pupils made some excellent trees, to show the change in seasons.



YEAR 2 HOMOPHONES

This week we have been learning about homophones. **Rahila** drew this lovely picture to show how it can be confusing!

