

The **SMART** choice
in Secured Student Transportation



The safety and security of your children riding on a school bus is the highest priority.





SMART tag
provides valuable information
to Drivers, Administrators, and Parents
through Cloud Connected Technology.

Driver App

Admin Portal

Campus Portal

Parent Portal





SMART tag enables school districts and parents to know when and where students get on and off school buses.





Features of SMART tag's Driver App on the school bus

- Student Management helps ensure
 - Students get on the right bus
 - Students get off at the correct stop
 - Students do not get left on the bus
- Live GPS location of the buses
- Electronic safety inspection reporting
- Electronic communications





Before driving off the Transportation Department lot in the morning, every school bus is inspected





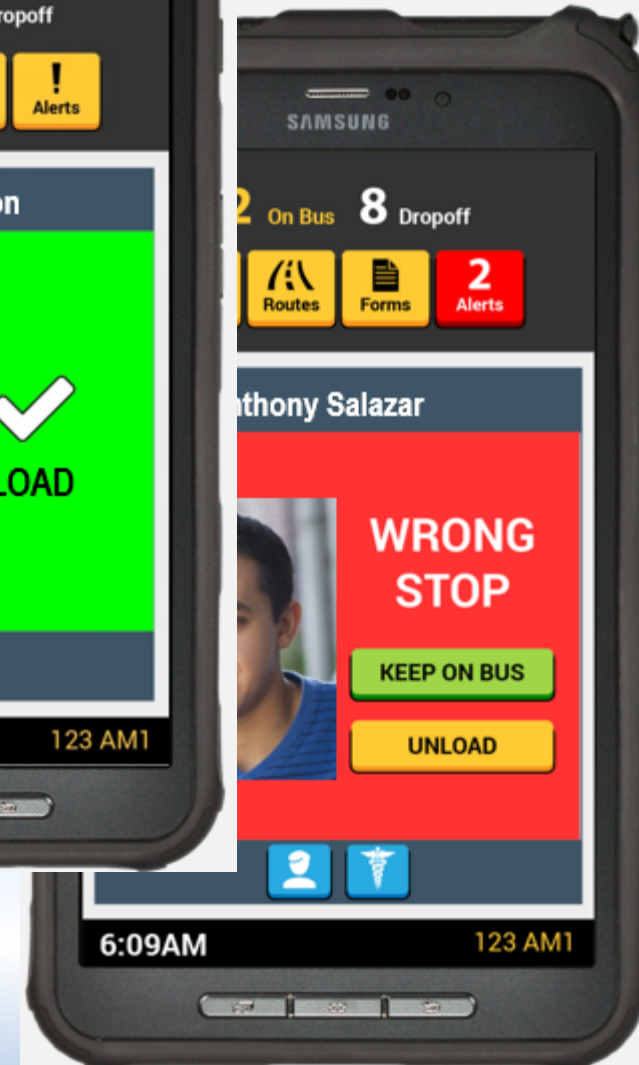
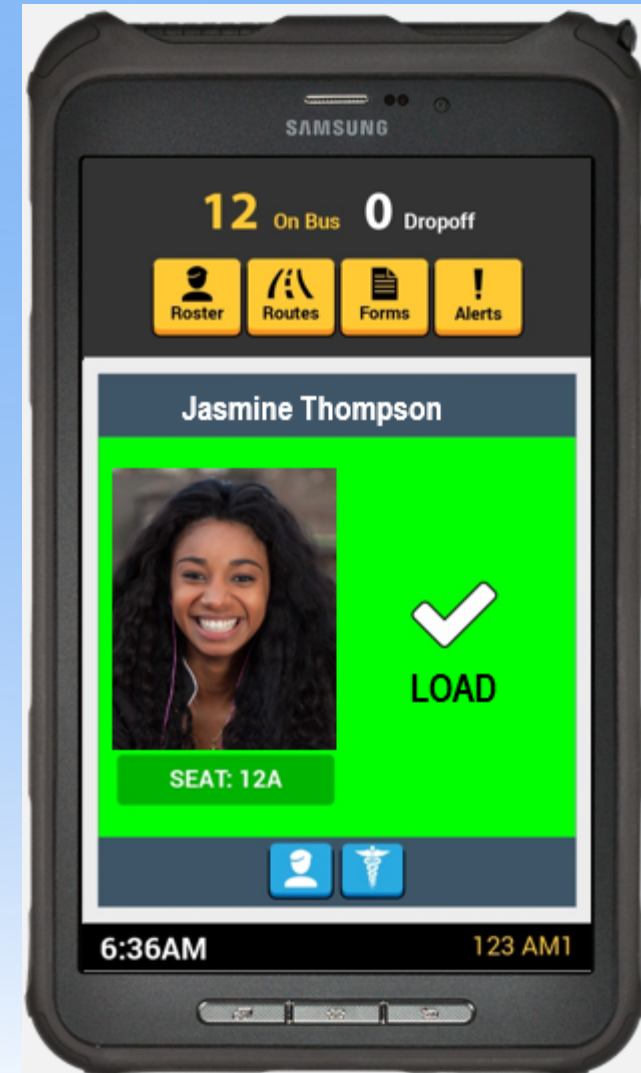
When the bus arrives to pick up your child, he or she will use their SMART Tag ID to load, or drivers can manually load them, on the tablet computer.





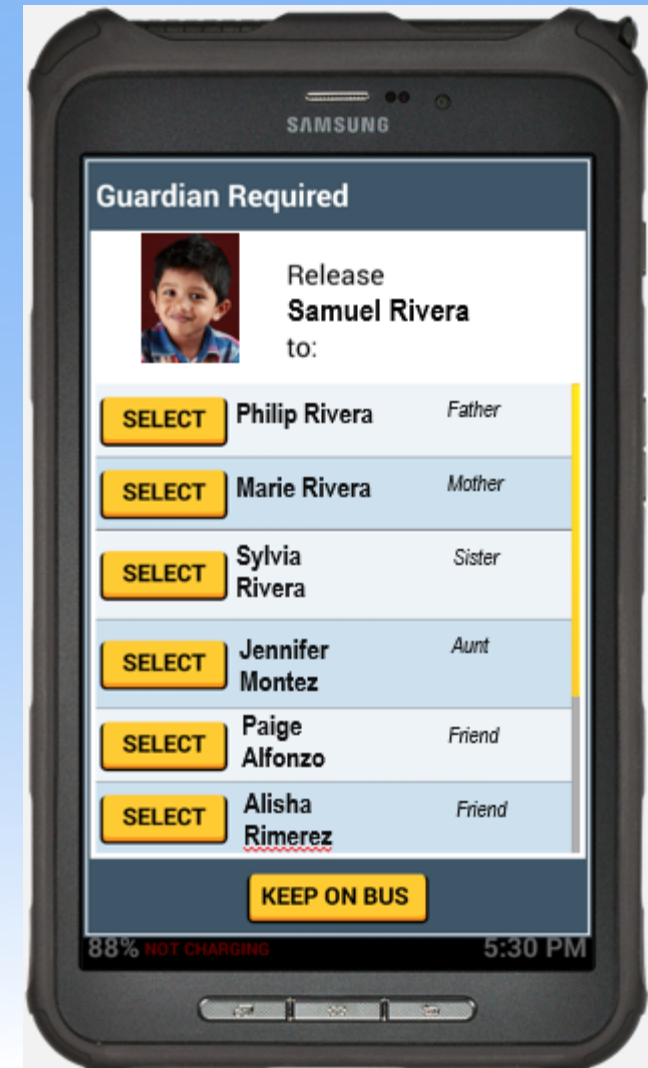
SMART tag constantly displays how many students are on the bus and how many students are getting off at each stop.

Also, it shows whether the student is boarding the right bus or the wrong bus.



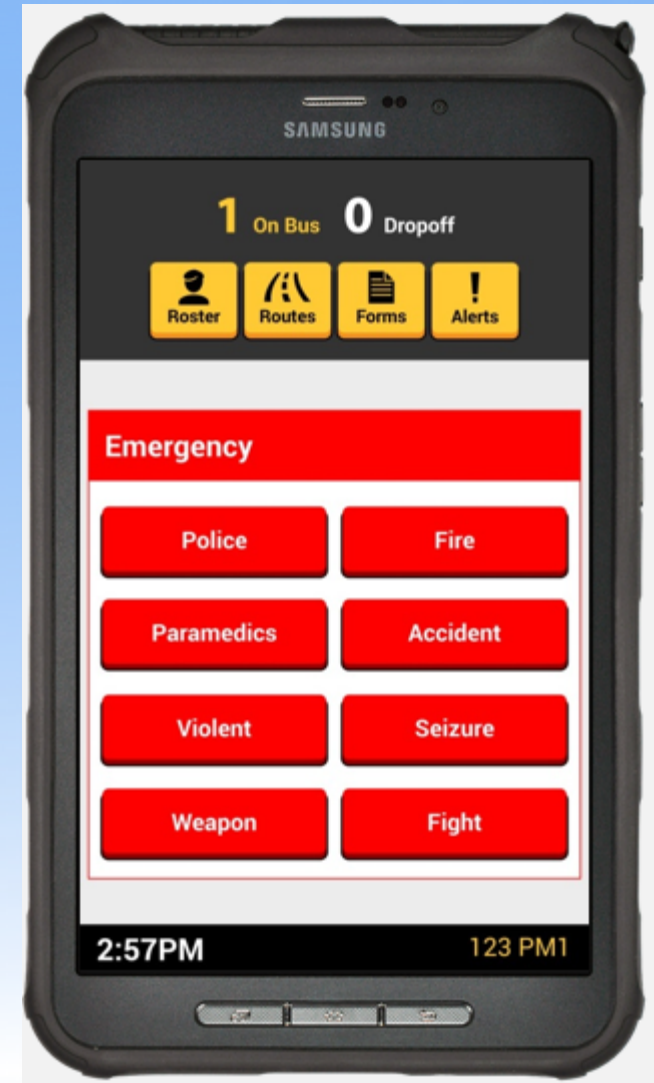


When students arrive at home or their drop off in the afternoon, **SMART tag's** Parent/Guardian Release feature ensures students are released to authorized parents or guardians.





SMART tag also
allows drivers to
send an
emergency email by
simply tapping on a
button





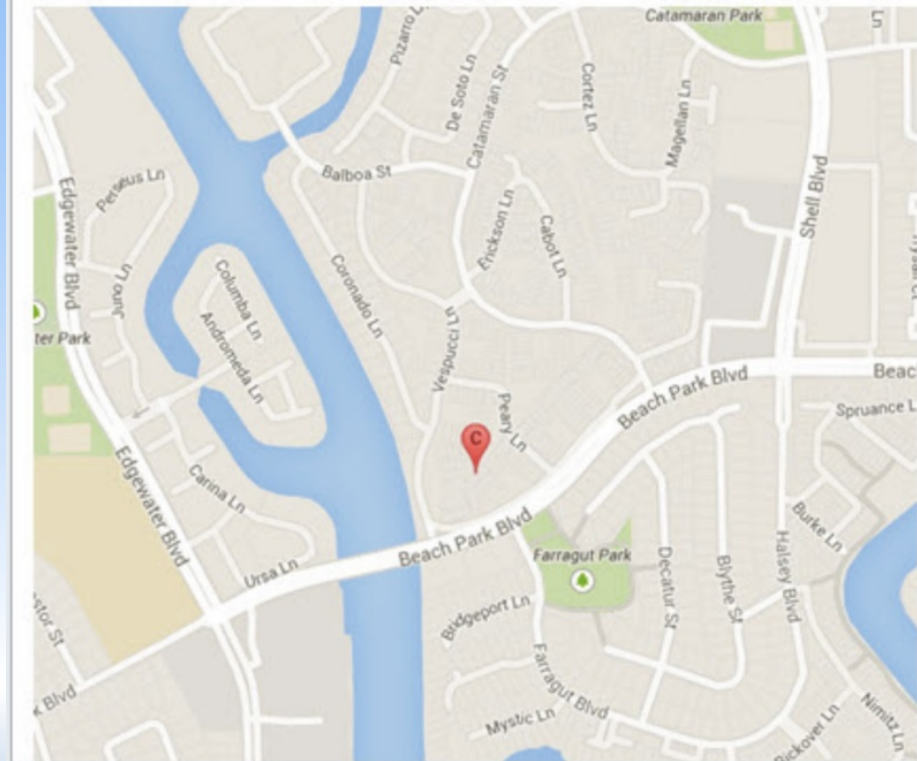
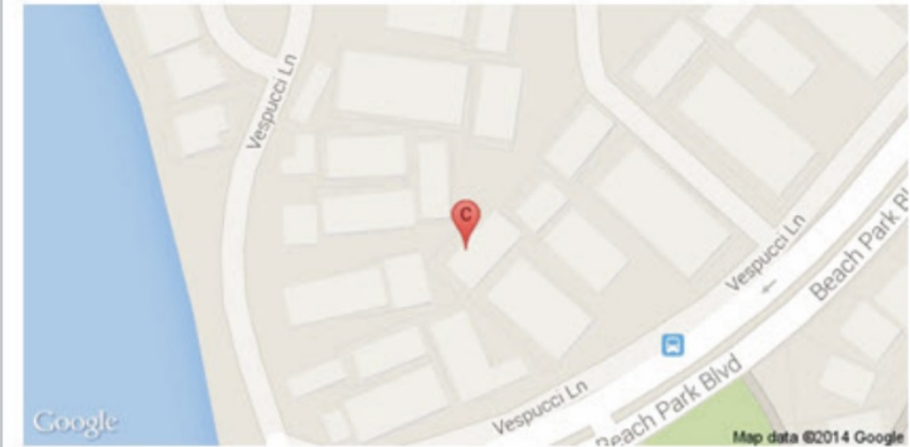
The Emergency email provides recipients with:

- The type of emergency
- The bus number
- Two maps showing the location of the bus
- An Activity Link to the buses current activity



Subject: Emergency Alert - Fight (Bus #710)

[Activity Link](#)






Here are a couple of the features of **SMART tag's**
Parent Portal





Login to SMART tag's Parent Portal

parent.smart-tag.net





Signing up on SMART tag's Parent Portal
is safe and easy.



The SMART tag Parent Portal login and registration screen. It features the SMART tag logo and the text "Parent Portal". Below this, it says "Use an account to log in." followed by input fields for "Email Address" and "Password". There is a link for "Forgot your password?". Below the input fields are two buttons: "Log in" (orange) and "Register" (green). A link "Haven't registered yet?" is also present.

SMART
tag
Parent Portal

Use an account to log in.

Email Address

Password

[Forgot your password?](#)

Log in

Haven't registered yet?

Register





Parents need the following to register

- Campus
- Student ID #
- DOB





Parent Portal Student Search

?

STUDENTS GUARDIANS PROFILE Log in

Student Search



Please locate your student by entering their **campus name**, **student identification number**, and **date of birth**.

Campus Name

Student ID

Student Date of Birth

Find







Confirm Student Information

Confirm Your Information

Parent Name Craig Pelletier

Students

Michael Pelletier	M	Grade 10	Midlothian High School
James Pelletier	M	Grade 3	J.R. Irvin Elementary

Enter your email address



Email Confirmation Code





Confirm Your Email



PARENT PORTAL



STUDENTS GUARDIANS PROFILE Log in

Confirm your email

An email confirmation code has been sent to craig_pelletier@misd.gs. Please check your mail. It may take a couple of minutes to receive. Check your junk/spam folder if you still don't have it.

Enter Confirmation Code



Submit





Register



PARENT PORTAL



STUDENTS GUARDIANS PROFILE Log in

Register

Parent/Guardian Name

Address

City

State

Zip Code

Email Address

The Email Address field is

required.

Create a Password




Confirm Password

Submit





SMART Alert Contact Information

PARENT PORTAL

STUDENTS GUARDIANS PROFILE Log in

SMART Alert Contact Information



SMART Alerts

Get text messages when your children are approximately 10-15 minutes from their stop. (time of message receipt may vary based on mobile network provider and specifics of bus route)
You can enable/disable this feature at anytime under the student's profile.

Cell Phone
(e.g. 5551234567)



Cell Phone Provider
Please Choose One

Submit





Registration Complete



PARENT PORTAL

STUDENTS GUARDIANS PROFILE Log in

Registration Complete

Account Summary

Parent Name	Craig Pelletier
Email Address	Craig_pelletier@misd.gs
Address	601 East Ave E
City	Midlothian
State	Texas
Zip Code	76065
Cell Phone	972-775-1805

Click [here to login](#)







Parents can also sign up for **SMART Alert** to receive a text message with an approximate time that their child will arrive in the afternoon.





SMART Alerts



PARENT PORTAL

STUDENTS GUARDIANS PROFILE LOG OFF

Students

Mark Stephano

Full Profile

Student Id	394857
Date Of Birth	11/03/2000
School/Code	Midlothian High School
Grade	10
Student Status	Active

SMART Alerts

Bus Drop-Off

Bus Pick-up

☐ Disabled.

☐ Disabled.





PHOTO NOT AVAILABLE







Parents can quickly see their child's riding history for the last seven days or choose any date for the current school year.



Parent Portal

Student Profile

Student Name

Jadon ZLopez

Gender

Male

Date Of Birth

05/28/2003

Parent(s)

Rico Lopez

Medical Conditions

Allergies, Asthma

School/Code

WILLIAMS ES

Grade

5

Student ID

RicoTest

Student Type

Regular

Student Status

Active

SMART Alert

Enabled

Routes / Stops

	Route	Shift	Pickup Location	Drop Off Location	Seat
1.	CALI AM 1	AM	ZTest - Cali (Vespucci Apt)	ZTest - Cali School Stop	14B
2.	Z920 PM 1-1	PM	ZTest -- Elementary School 1(Thousand Oaks/Luthor)	ZTest -- Bus stop A (Rockmoor Driveway Ent)	4A

Activity

Activity Date From08/11/2014To08/12/2014

Route	Bus	Driver	Pickup Location	Pickup Date	Drop Off Location	Drop Off Date	Guardian Relationship
-------	-----	--------	-----------------	-------------	-------------------	---------------	-----------------------



If visiting from a smartphone/mobile device, select the 'Add to Home Screen' option to create a shortcut on your mobile device.





Questions?

Contact your child's campus



We wish to thank you
for this opportunity to serve you.

