

Teachers Message

We hope you are enjoying the in-home learning activities that are posted each week. Even though we do not get to see your smiling faces each day, we know you are working so hard at home. Do not forget, we love to see your work. You can send us pictures or videos through email or ClassDojo. Families, please reach out if you have any questions. Have a great week of learning, Kindergartners!

Lynne Morgan lynne.morgan@rentonschools.us

Beth Willis beth.willis@rentonschools.us

Cora Hensley cora.hensley@rentonschools.us

Olga Yevenko olga.yevenko@rentonschools.us

Each day we will be posting activities for literacy – but do not forget the most important thing! You should read and write EVERY DAY! Find a special spot, snuggle in, and have fun!

Monday

Reading: Reading Playdate: Play Pretend

Today Mrs. Yevenko will teach us a new reading playdate called, Playing Pretend! You will learn how readers use gestures and act out the story in their minds every time they read.

Video: https://drive.google.com/file/d/1Z8fJ_MHdGrgMi3RS8K9XOY5lkxmV2vYT/view

Math: Counting Collections

Today you review last week's counting video with Ms. Morgan showing you how using cups can help you organize your collection in an easy and efficient way!

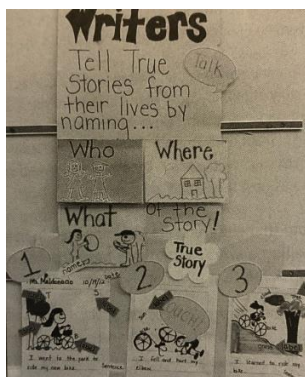
Video: https://drive.google.com/file/d/10ANuIBfx45LM1VH6xfGSNGBahUVzQS9_/view

Tuesday

Writing: Beginning, Middle, and Ending to our Stories

Today Mrs. Willis is going to teach you how writer's plan their stories to include a beginning, middle, and end by using words like: First, Next, and Last.

Video: https://drive.google.com/open?id=1d_TkyOg-WI02Kiu94Tb9vxtr829VumQ5



Math: Dice Game

Today Ms. Morgan will teach you how to play a new dice game.

Video: https://drive.google.com/open?id=1_gyc1rlixnuQM4FrAYBmmCq-CbvLGPrY

Materials Needed: 2 dice, pencil, paper

How to Play:

1. Roll a pair of dice or use this link for online dice: <https://dice.virtuworld.net/?sides=5>
2. Draw a picture of how many you rolled.
3. Draw a picture to show how many.

Wednesday

Reading: Reading Playdate- Playing School


Today Mrs. Yevenko will review how to Play School. She will model how to Read Aloud and do a Shared Reading just like you were the teacher!

Video: <https://drive.google.com/file/d/1XCzk83oqntCZ1fDINm9SrejbuWd6OiH/view>

Math: What Comes Next

Today you play a game called What Comes Next? Look at the picture and answer the questions below. Have fun!

What Comes Next?



1. What patterns do you see?
2. How could you show those patterns using numbers?
3. What would the next 3 pictures in the sequence look like?
4. Create your own fruits and vegetables sequence.
Share your sequence with someone else and ask them what comes next!

Thursday

Writing: Re-Reading Our Writing

Today Ms. Hensley will remind us that writers re-read their writing and ask:

- does this make sense?
- Does this sound right?
- Does this look right?

Video: https://drive.google.com/file/d/1ZY03yyMO0YAj_G5V-1i7Yo11Q-k5YU2K/view

Phonics: Vowel Shield

Today Ms. Hensley review our Vowel Shield and how we can use it. She will remind us the importance of using vowels as we write the words in our stories.

Video: <https://drive.google.com/file/d/1fhDH6IMXjKU9006cYfbLHTqUmk5cZtcU/view>



Math: Race to The Sun

Today you will play a game called Race to the Sun. Click on the link below and follow the directions on how to play. Have fun!

Video: <https://us-school.pearsoned.com/school/a5671e40-29d6-46bb-9534-8649260bab88/D0680560/player.html>

1. Click the Fluency within Five cards
2. Deal a card and solve
3. Move your bear that many spaces
4. Start again!

Friday

Reading: Play Date Mats

Today Ms. Hensley will teach you how to use a playdate mat. You will watch the video and learn how readers:

Video: <https://drive.google.com/file/d/1sPFZSW1MZUy4ONk1pE-DqswYN2RM8TFB/view>



Reading Playdates

1. Pick one.



2. Play!



3. Do it again.






Phonics: Word Families -ot and -ig

Today you will review word families with Ms. Morgan. She will teach you a fun way to sort words with **-ot** and **-ig**. Watch the video and then you will be ready to try this on your own!

Video: https://drive.google.com/open?id=1_gyc1rlixnuQM4FrAYBmmCg-CbvLGPrY

Name _____

	
---	--



Math: Counting & Free Choice Games

Today you will choose any of the math games below from a previous week. You can play by yourself or with a partner. Also practice some counting. You can practice to:

1. Count by 1's from 1 to 100 or higher.
2. Count by 10's to 100.

Math Games

- **Toss the chips:**

<https://us-school.pearsoned.com/school/730bf94d-2974-4857-b2a3-0a2939eb7417/D0680518/player.html>

- **Math facts within 5:**

<https://youtu.be/REYspl7rfMs>

- **Shake and Spill**

https://www.youtube.com/watch?v=YxrMck_d9FI&feature=youtu.be

- **Bowl Game**

<https://www.youtube.com/watch?v=gmlTalWcUMI&list=PLK-djrB3ZYZqswspv35CVrrvBKLcLF-ww>

- **Breaking Trains**

<https://www.youtube.com/watch?v=lo7MqAmosVI&feature=youtu.be>