

Summary Report for ACPS Budget Priorities Survey

In order to provide an opportunity for community input and to assist the Superintendent and School Board in developing a funding request for 2017-18, Central Office Staff developed and administered a community outreach survey aligned with the research-based [Seven Correlates of Effective Schools](#).

We provided a survey link on the division web page and delivered the link via Blackboard Connect to all families. Further, we directly emailed the survey link to all secondary school students in the school system.

Our goal in administering this survey was to provide, define, and give examples of research-based elements of effective schools and ask each of our community constituencies, students, teachers, parents, and community members, to rank them in order of our effectiveness.

The survey was live from November 16-27, 2016, and had 1,119 responses among the following groups:

- Students = 508
- Educators = 154
- Parents = 429
- Community Members = 28

We asked respondents to read about seven areas that we have researched and found to be characteristics of successful school divisions and identify where they think we are doing well and where we could use the most improvement.

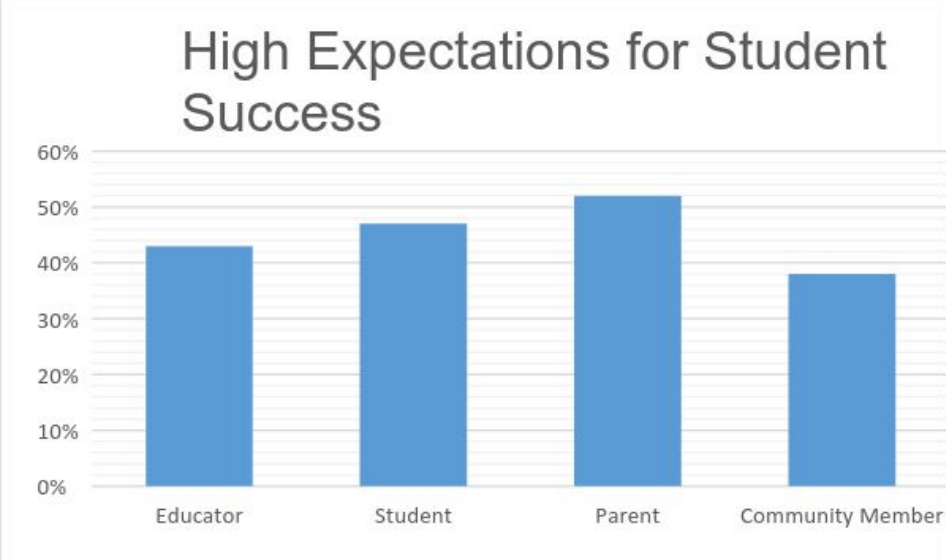
Please rank each of the following areas, 1 through 7, with 1 being the area in which Albemarle County Public Schools is most effective and 7 being the area where we need the most improvement.

Survey Responses

The following charts summarize the responses by providing a definition of the element, followed by a graphic showing the percentage of respondents in each category reporting that they think ACPS is performing at a three (3) or better with that element.

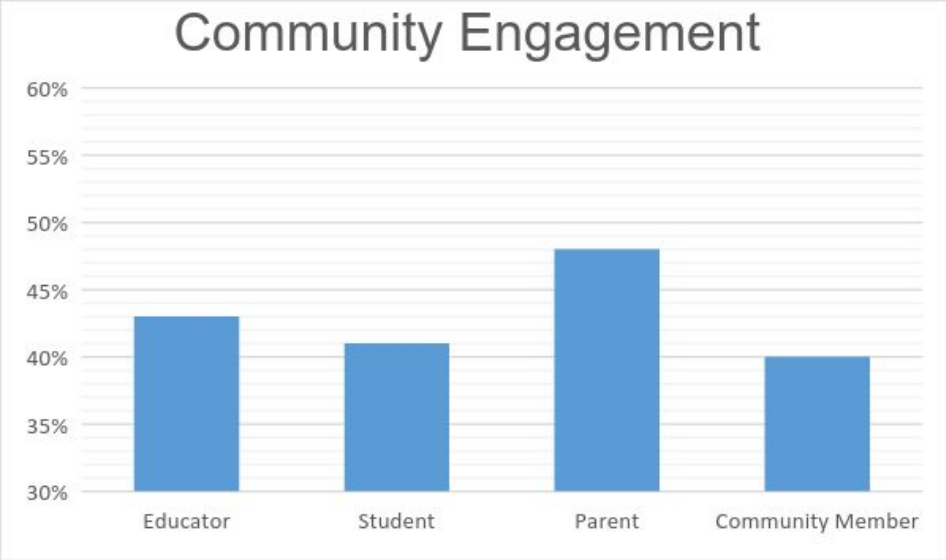
High Expectations for Success: Ensuring students and staff are challenged and supported to do their best

- Instructional coaching
- Professional development for teachers and staff
- Emphasis on lifelong learning



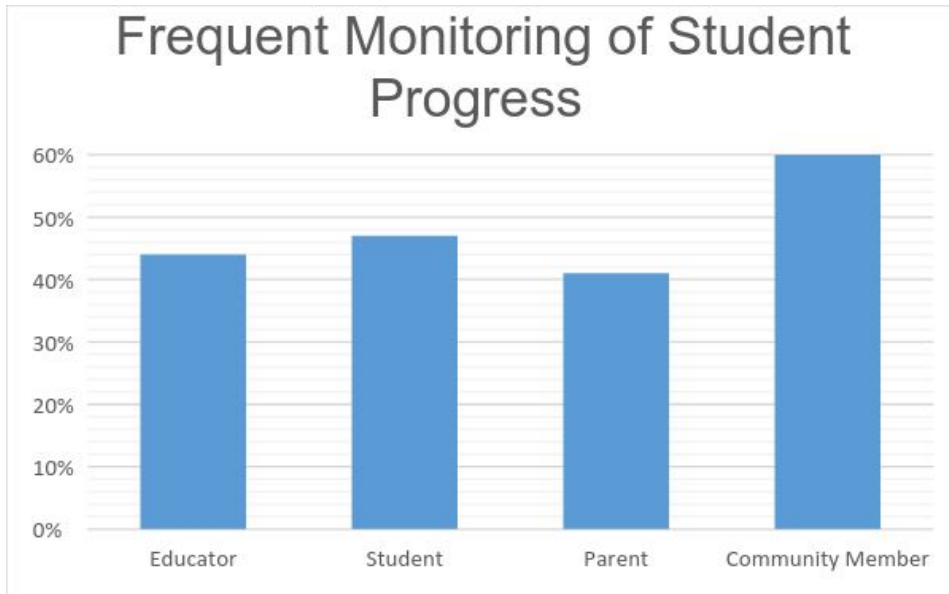
Community Engagement: Facilitating an environment that encourages parents and families to play an active role in their child’s education

- Community outreach
- Social work and counseling
- Interpretation and translation services



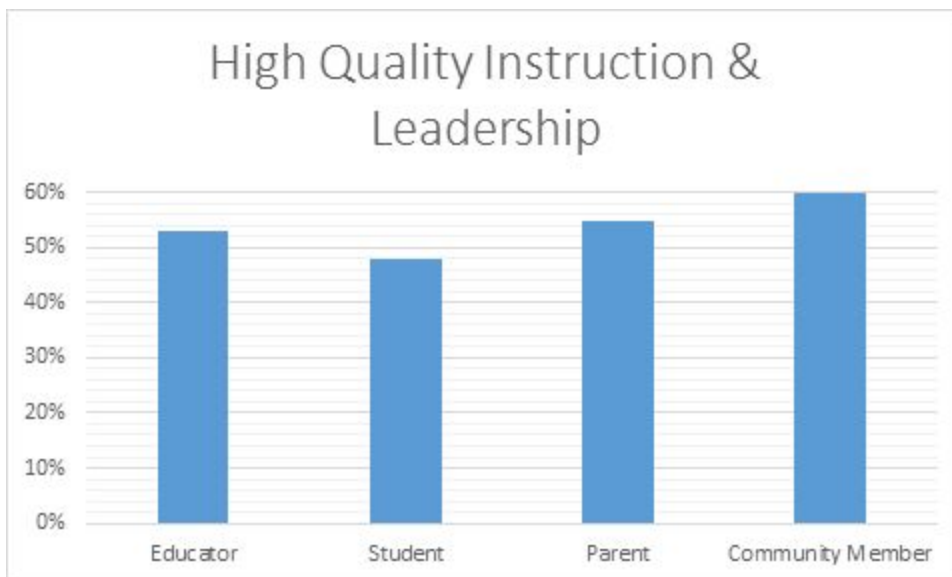
Frequent Monitoring of Student Progress: Evaluating student progress consistently to ensure academic improvement

- Authentic assessments
- Measuring student growth
- Providing intervention or enrichment as needed



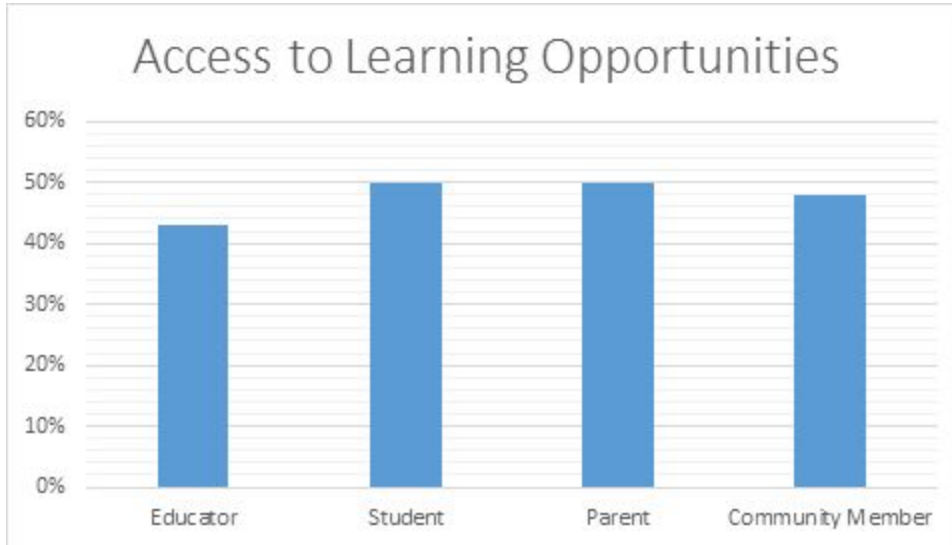
High Quality Instruction and Leadership: Promoting school and classroom environments that support continuous improvement

- Recruiting and retaining excellent teachers, administrators, and classified staff
- Engaging and relevant classroom instruction
- Ensuring access to resources in support of high-quality teaching and learning



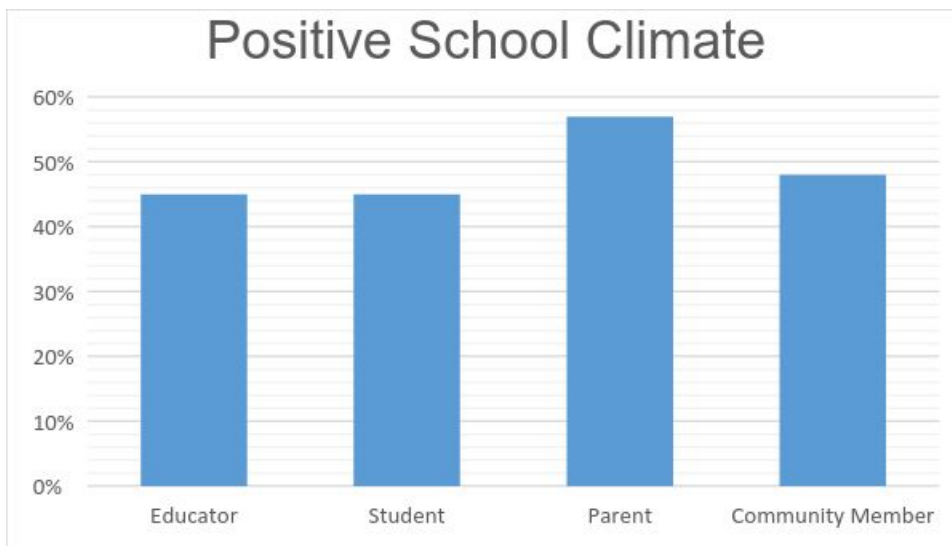
Access to Learning Opportunities: Providing access to excellent curricular programs and facilities

- Equity of access to learning resources and program offerings
- Division-wide parity in learning facilities
- Student services (e.g., Special Education, Transportation)



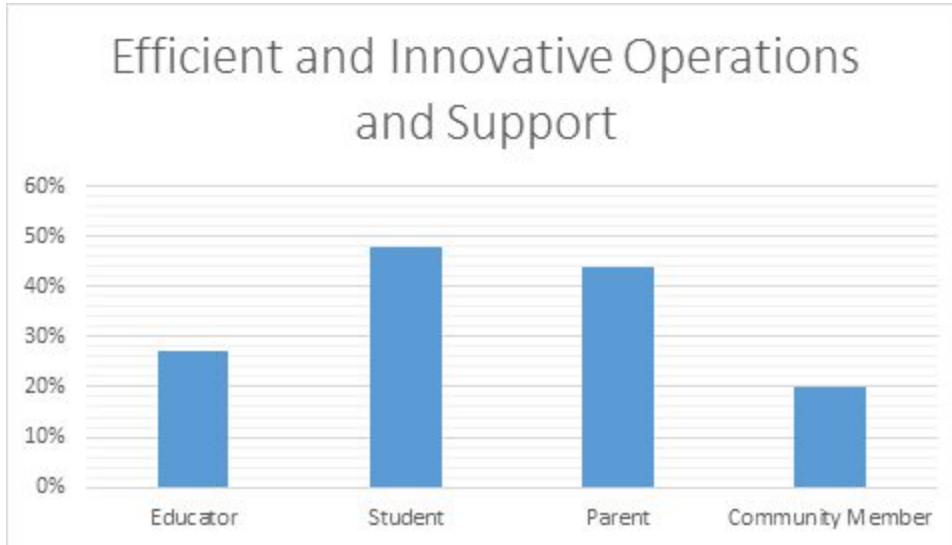
Positive School Climate: Creating teaching and learning environments that are purposeful and safe

- Nurturing each child’s social, emotional and physical well-being and development
- Environments that promote respect and empathy
- Employees feel valued and part of a collaborative community



Efficient and Innovative Operations and Support: Allocating resources to promote high-quality teaching and learning on a daily basis

- Continual evaluation of programs and services
- Getting the most out of resources
- Effectively using technology to support operations and instruction



Overall Ranking

The overall ranking for all seven elements by all respondents (n = 1,119) is found below. The lower the mean score next to the element, the higher it was ranked in terms of our effectiveness by respondents on average.

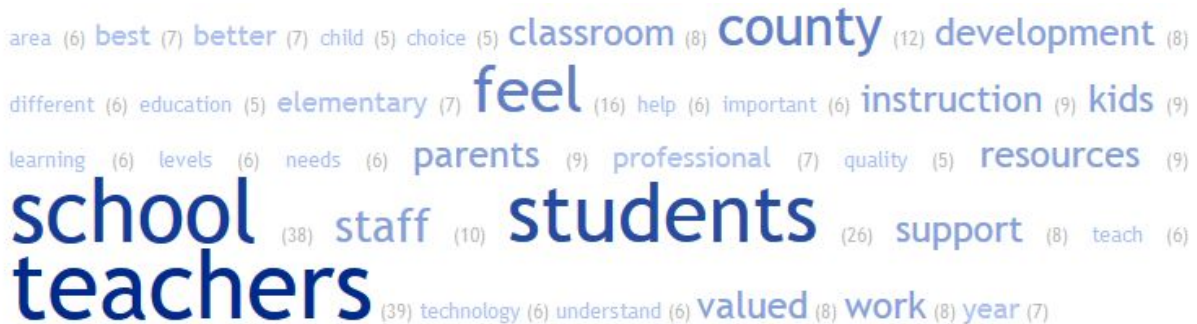
Element	Average Ranking
High Quality Instruction and Leadership	3.1
High Expectations for Success	3.3
Efficient and Innovative Operations and Support	3.3
Access to Learning Opportunities	3.5
Community Engagement	3.6
Positive School Climate	3.6
Frequent Monitoring of Student Progress	3.9

Written Comments

Respondents also had the opportunity to provide comments. The following word clouds represent comments provided in that they offer the frequency of particular words used by respondents. This helps to see potential themes in the data. A direct link to the full survey report for each respondent group follows the word cloud. The full survey report contains all of the comments made.

Written comments tended to reflect and reinforce the rankings made for elements of effective schools. For the most part, respondents tended to state that they see the school system as one of high academic quality with some exceptions. They tended to value educators and the contributions they are making in student learning. Concerns were raised about communication and climate in terms of a welcoming and environment for all students and families, although there are several positive comments made along these themes as well.

Educator Word Cloud Frequencies: Top 34 Words Used



[Link to Complete Survey Report for Educators »](#)

Community Member Word Cloud: Top 35 Words Used



[Link to Full Survey Report for Community Members »](#)

Parent Word Cloud: Top 33 Words Used

child (27) children (41) class (29) classroom (23) communication (24) county (26)
development (16) done (16) education (35) feel (28) focus (17) grades (21) help (17) home (18) important (16)
instruction (20) kids (37) learning (49) needs (32) parents (51) programs (17)
quality (17) resources (24) school (161) students (115) support (26)
system (25) teachers (142) teaching (24) technology (25) think (38) work (31)
year (27)

[Link to Full Survey Report for Parents »](#)

Student Word Cloud: Top 32 Words Used

albemarle (15) ap (7) better (9) class (37) classroom (9) county (12) education (7)
feel (21) give (11) hard (7) help (7) homework (13) hours (12) improve (13) job (10) kids (7)
learn (20) level (7) needs (10) people (9) quality (8) really (12) school (58)
students (67) teach (18) teachers (71) technology (8)
think (24) understand (9) western (7) work (19) year (11)

[Link to Complete Survey Report for Students »](#)