

# GRADE 5 MATH SUMMER CHOICE BOARD

**Directions:** Complete 2 problems a week to practice your math this summer!

Number	Addition, Subtraction, Multiplication, Division & Order of Operations	Geometry & Measurement	Graphing & Data																				
<p><b>#1</b> Using the digit cards attached, choose at least 3 cards to create a number to include decimals. Do this 6 times. Compare each pair of numbers, then order all 6 numbers.</p>	<p><b>#1</b> Video yourself or make a poster and a script to explain the following: How to add and subtract whole numbers and decimals using the algorithm.</p>	<p><b>#1</b> Using the digit cards attached (0-9 only once), place a digit in each box to create a true statement.</p> $\square\square + (\square - \square) = \square + \square \times \square$	<p><b>#1</b> Look at 20 different movies run time (Netflix, DVDs, Google, etc.) Collect all the data and then create a stem and leaf plot of all the times of the movies.</p>																				
<p><b>#2</b> Using the digit cards attached (0-9 only once), place a digit in each box to create two different decimals that are equivalent when rounded to the nearest tenth. Create 10 different sets.</p> <div style="display: flex; align-items: center; margin-top: 10px;"> <div style="margin-right: 10px;"> <table style="border-collapse: collapse;"> <tr><td style="border: 1px solid black; width: 20px; height: 20px;"></td><td style="border: 1px solid black; width: 20px; height: 20px;"></td><td style="border: 1px solid black; width: 20px; height: 20px;"></td><td style="border: 1px solid black; width: 20px; height: 20px;"></td></tr> <tr><td style="border: 1px solid black; width: 20px; height: 20px;"></td><td style="border: 1px solid black; width: 20px; height: 20px;"></td><td style="border: 1px solid black; width: 20px; height: 20px;"></td><td style="border: 1px solid black; width: 20px; height: 20px;"></td></tr> </table> </div> <div> <p>rounded to the nearest tenth. Create 10 different sets.</p> </div> </div>									<p><b>#2</b> Using the digit cards attached (0-9 only once). Place a digit in each box to make a sum greater than 700. Create a sum less than 700 but greater than 500.</p> <div style="margin-top: 10px;"> <table style="border-collapse: collapse;"> <tr><td style="border: 1px solid black; width: 20px; height: 20px;"></td><td style="border: 1px solid black; width: 20px; height: 20px;"></td><td style="border: 1px solid black; width: 20px; height: 20px;"></td></tr> <tr><td style="border: 1px solid black; width: 20px; height: 20px;"></td><td style="border: 1px solid black; width: 20px; height: 20px;"></td><td style="border: 1px solid black; width: 20px; height: 20px;"></td></tr> </table> <p style="text-align: center; margin-top: 5px;">+</p> <table style="border-collapse: collapse;"> <tr><td style="border: 1px solid black; width: 20px; height: 20px;"></td><td style="border: 1px solid black; width: 20px; height: 20px;"></td><td style="border: 1px solid black; width: 20px; height: 20px;"></td></tr> <tr><td style="border: 1px solid black; width: 20px; height: 20px;"></td><td style="border: 1px solid black; width: 20px; height: 20px;"></td><td style="border: 1px solid black; width: 20px; height: 20px;"></td></tr> </table> </div>													<p><b>#2</b> Look at a box of cereal or another food item in your pantry. Determine how many ounces or pounds are in the item. Ask an adult or research how much the item costs. Then, determine how much each pound or ounce costs.</p>	<p><b>#2</b> Fill up two different containers with water or sand or dirt. Determine which one has a larger volume and explain why.</p>
<p><b>#3</b> Find 6 different decimals on items around the house. Compare each number together and write using inequality symbols. Order all 6 numbers.</p>	<p><b>#3</b> Look through the house to find 10 decimals (prices on items, ounces in containers - shampoo, soap, lotion, etc). Create 5 different <b>addition or subtraction</b> problems and solve them.</p>	<p><b>#3</b> Have an adult help you cook some cookies or brownies. Using 6 cookies divide each cookie into fourths. How many pieces did you create? Write a division equation that represents the problem.</p>	<p><b>#3</b> Crumple a piece of paper. Set up a trash can or basket on the floor. Take 10 shots at 2, 4, 6, 8, 10, 12 steps away. Create a table of data and plot the data on a scatterplot (graphs are attached)</p>																				
<p><b>#4</b> Represent 1.4 with materials at least five different ways.</p>	<p><b>#4</b> Using the digit cards attached, choose at least 3 cards to create a number with a decimal. Repeat to get another number. Multiply the two numbers together. Repeat 10 times. Check using a calculator.</p>	<p><b>#4</b> Using the digit cards attached, choose at up to 4 cards to create a number with a decimal. Repeat to get another number 2 digit whole number. Divide the two numbers. Repeat 10 times. Check using a calculator.</p>	<p><b>#4</b> How much older is an adult in your household than you? Create an input output table to document your age and their age. How old will they be when you are 13? 27? When you are their age? Write a rule to represent the situation.</p>																				
<p><b>#5</b> In a race times are measured to hundredths of a second. The winner's time is 12.52 seconds. The slowest runner crossed the finish line less than 2 seconds after the winner, and there was a tie for third place. What might the 8 runner's times have been?</p>	<p><b>#5</b> Create a commercial explaining how to simplify expressions with up to two levels of grouping.</p>	<p><b>#5</b> Draw a picture of the following situation and write a division equation to solve it:</p> <p style="text-align: center;"><b>Half of a sheet of paper is cut into 8 pieces. What fractional amount is each of those pieces out of the full sheet of paper?</b></p> <p>(Hint: how many of those pieces will it take to fill up the entire sheet of paper?)</p>	<p><b>#5</b> Using the coordinate grid paper attached, create a "connect the dots" page for a first grader of your favorite animal. Only draw the points that they would connect to create the animal. Write out all of ordered pairs in the order they need to be connected.</p>																				

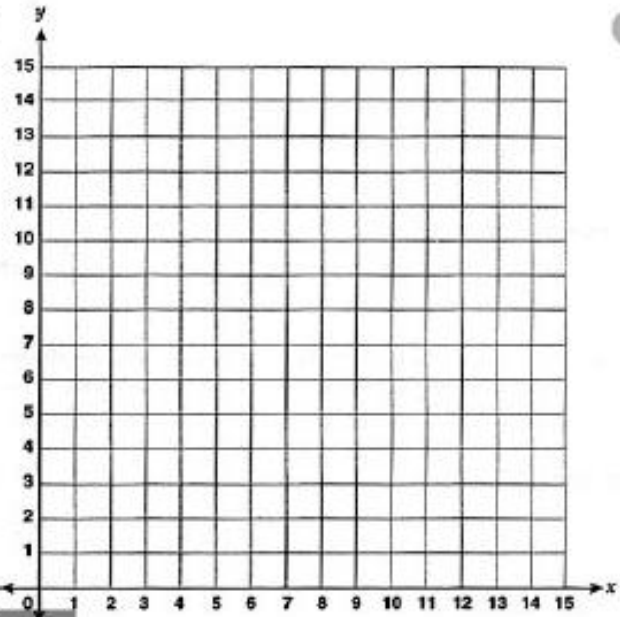
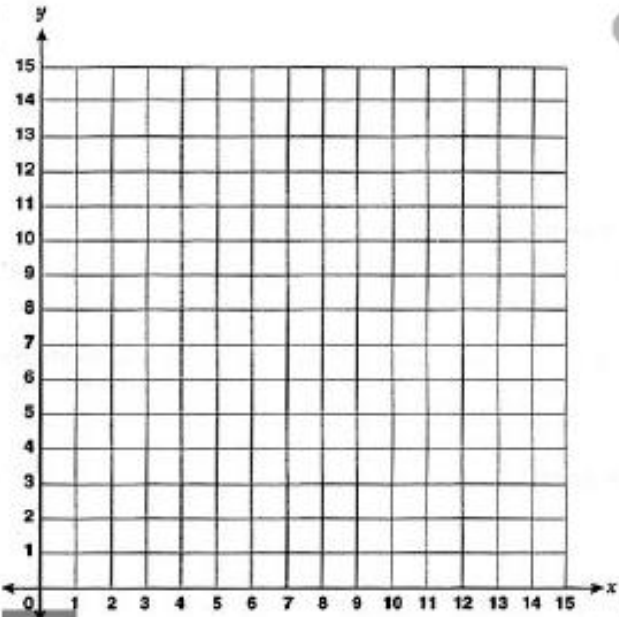
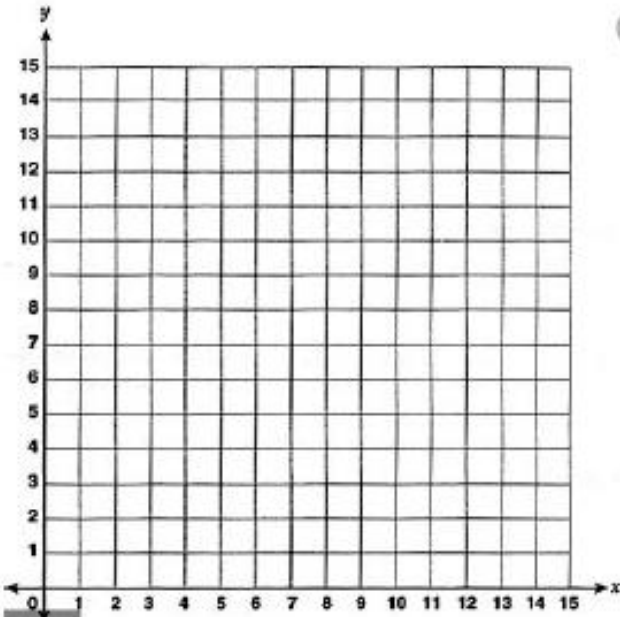
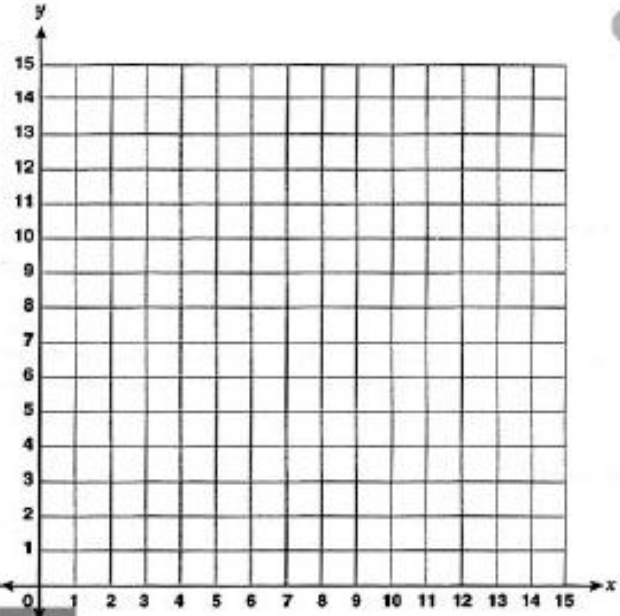
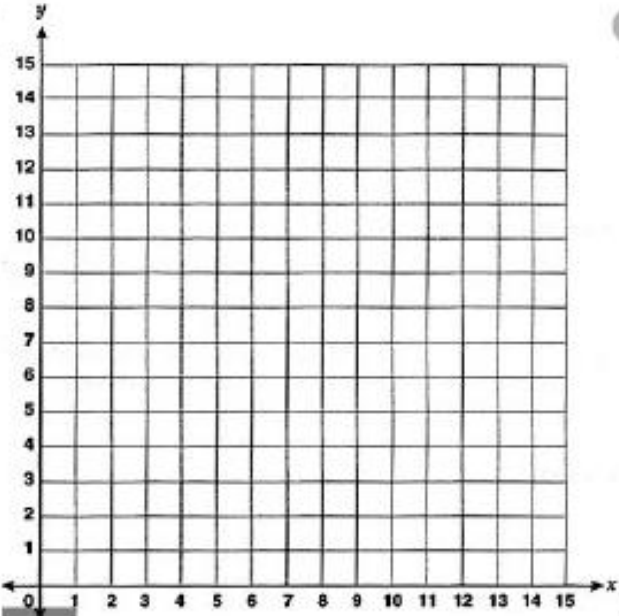
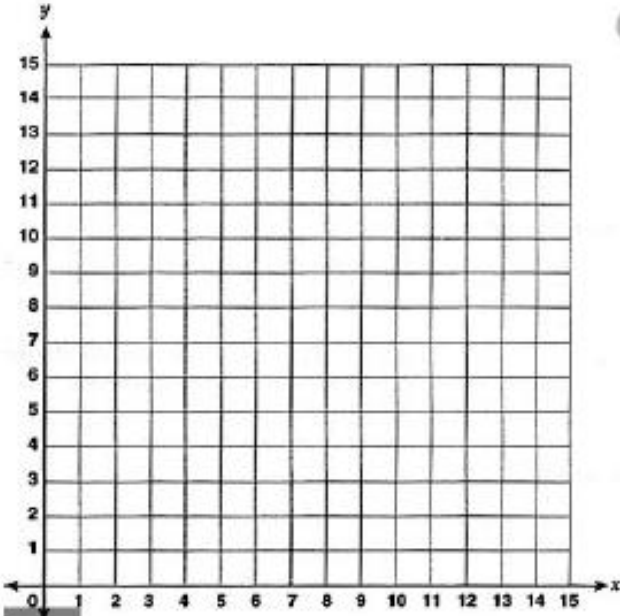


Math - Digit Cards

<b>0</b>	<b>1</b>	<b>2</b>	<b>3</b>	<b>4</b>
<b>5</b>	<b><u>6</u></b>	<b>7</b>	<b>8</b>	<b><u>9</u></b>

<b>0</b>	<b>1</b>	<b>2</b>	<b>3</b>	<b>4</b>
<b>5</b>	<b><u>6</u></b>	<b>7</b>	<b>8</b>	<b><u>9</u></b>

# Math - Coordinate Grids



# Math - Protractor

