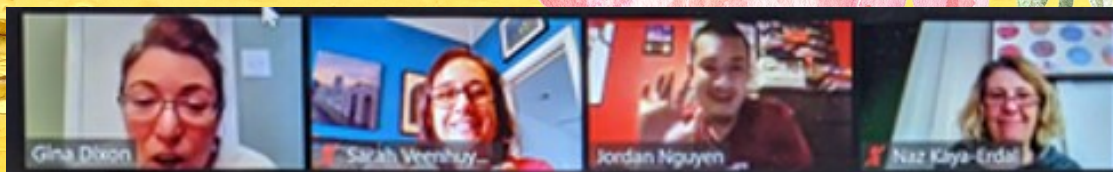


# The Stampede

*News from The Specialists!*

The "Best" of our MDE Student Videos!



**Having FUN with The FIRSTIES on ZOOM!**



**May the 4th Be With You!**

**We All Live in a Quarantine-Marine!**



**Go Ponies! Celebrating the MDE Parade!**

**2 More Weeks Ponies Until Summer!**



**Hello MDE Ponies! We Miss You!**

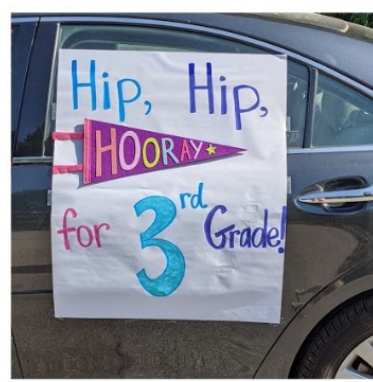
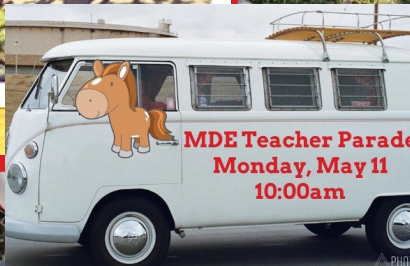

**Silly!**

**Our Furry Co-Workers!**



# The Stampede

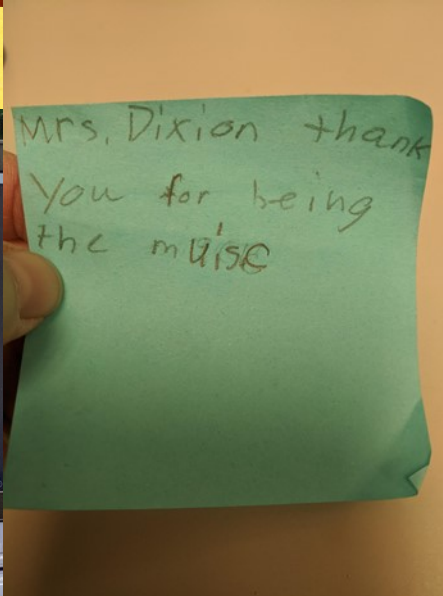

MDE Teacher Parade Memories– May 11, 2020





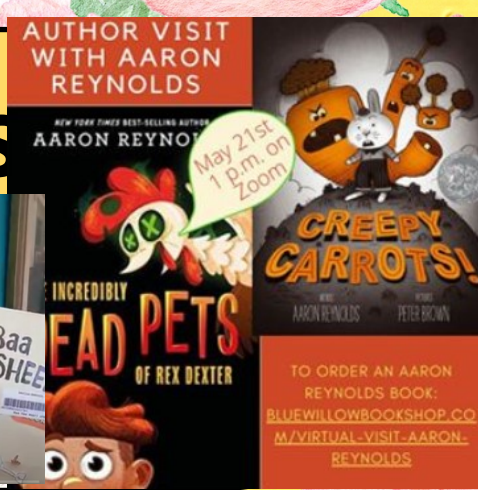

# The Stampede

## Distance Learning Memories





# Library News



Thanks to everyone who has been returning their library books this week! If you still have books out you can drop them by the front of the school until June 3rd.

I hope everyone has enjoyed our virtual author visits! It's been so great being able to see authors and learn about their work even if we can't be in person.

## Summer Reading

You will be getting a summer reading packet from the district. Inside there will be a reading log and a reading bingo card. Choose one of those to complete this summer and turn in to Mrs. Veenhuyzen when we get back to school in August. Your reading log or bingo card will serve as your invitation to our Summer Reading Celebration on August 28.

## Virtual Book Fair

Do you need some new books to read this summer? Never fear! We will be hosting a virtual book-fair with Scholastic. Every book you purchase will help out our library too! Visit <https://bookfairs.scholastic.com/bf/memorialdriveelem> to check out the great book options!

*Remember!* Our digital resources are ALWAYS available and ALWAYS free. If you need something to read, watch or play - check them out!

Britannica Online - <https://school.eb.com/levels/elementary>

KidsInfoBits - <https://go.gale.com/ps/start.do?p=ITKE&u=j101920>


National Geographic Kids - <https://natgeo.gale.com/natgeo/archive?p=NGMK&u=j101920>

PebbleGo! - <https://pebblego.com/>

Learn 360! [https://learn360.infobase.com/nd\\_Home.aspx](https://learn360.infobase.com/nd_Home.aspx)




Also, remember to check out Sora, a one stop shop for eBooks! More great titles are being added daily! If you haven't done so, make sure you connect your account to the Harris County Public Library so you can access more great eBooks and audiobooks. Email Mrs. Veenhuyzen if you need help!





# Health Fitness News



**Coach Nguyen**  
Jumping Rope

## MDE Virtual Field Day!

Hello MDE Ponies, Are you ready for a **Field Day** at home with your family?

Well, get up, gather everyone in your house together and get ready to compete in some fun challenges you can do at home with stuff you can find around the house.

There will be 5 events, so whoever wins the most events is the Field Day Champion for the day!

Below are the directions for these events, I will also post videos (on my twitter) of what the event looks like. Please send pictures and videos of you all participating in the Field Day via twitter (@coachjnguyen) or my email ([jordan.nguyen@springbranchisd.com](mailto:jordan.nguyen@springbranchisd.com)).

### Event 1: Sock Shot Challenge

(<https://twitter.com/CoachJNguyen/status/1263140498291728386?s=20>)

Equipment: socks, laundry basket, water bottle (for starting point)

- don't cross the starting point
- make as many shots as you can
- person who makes the most wins the event

**Sock Shot Challenge**

### Event 2: Airplane Distance Toss

(<https://twitter.com/CoachJNguyen/status/1263140973472821253?s=20>)

Equipment: paper airplane, water bottle (for starting point)

- don't cross the starting point
- airplane that goes the furthest wins the event



**Airplane Distance**



### Bottle Flip Challenge



# Health Fitness News

## Event 3: Bottle Flip Challenge

(<https://twitter.com/CoachJNguyen/status/1263141323919503361?s=20>)

Equipment: water bottle, timer

- put timer on for 1 minute
- flip bottle so it lands straight up (every time it lands straight up, you get 1 point)
- get as many points as you can within that minute
- person who gets the most points wins the event

### Towel Flip Challenge



## Event 5: Stop Sign Dash

(<https://twitter.com/CoachJNguyen/status/1263142028780744704?s=20b>)

Equipment: stop sign, timer, water bottle (for starting point) determine a starting point and stand behind it—person with timer will say go run all the way to the stop sign stop timer once the person touches the stop sign fastest time wins the event.

## Event 4: Towel Flip Challenge

(<https://twitter.com/CoachJNguyen/status/1263141644658003973?s=20>)

Equipment: towel, timer

- lay towel flat on the ground (stand on top of it)
- try to flip the towel completely over without stepping off the towel
- person that does it with the fastest time wins the event

### Stop Sign Dash



## Show Me Your Moves Challenge:

With us being stuck inside the house, we have to find ways to move our bodies. Whether it is doing exercises, practicing sport skills, performing dances or just wiggling around playing, our bodies need to move! So I want to see how you all are moving while at home! Record yourself exercising, practicing a certain skill, dancing or just playing around. I want to see your moves!


<https://flipgrid.com/Offdaefd>

Remember you can always contact me through:

- itsLearning, email and Zooms on Thursdays @ 1:00 p.m.
- email: [jordan.nguyen@springbranchisd.com](mailto:jordan.nguyen@springbranchisd.com)
- twitter: @coachjnguyen

## MDEHF Show Me Your Moves Challenge

Apr 22, 2020



Hello MDE Ponies

With us being stuck inside the house, we have to find ways to move our bodies. Whether it is doing exercises, practicing sport skills, performing dances or just wiggling around playing, our bodies need to move! So I want to see how you all are moving while at home! Record yourself exercising, practicing a certain skill, dancing or just playing around. I want to see your moves!





# Music News

**Selfie with Second Grade!**

## VIRTUAL TALENT SHOW WATCH PARTY ON ZOOM

THURSDAY, MAY 21  
@ 4:30 P.M.

HOSTED BY  
SOPHIA S.

DIRECTED BY  
MRS. DIXON



**The Invitation Goes Out....**



**Behind the Scenes...Where the  
Magic Happens!**

## The Program





## Program Flow

Caitlyn and Matthew playing a Duo:  
Minuet 3 on Piano & Violin

Alejandra dancing to "Dun Dun Dun"

Micah & Matthew performing a Skit  
"Secret Laboratory Base"

Ethan playing the Recorder

Peyton singing "July" by Noah Cyrus

## Program Flow

Matthew playing "Firefly" on the Piano

Nellie singing "Maybe" from Annie

Baker George playing "Old MacDonald  
Had a Farm" on the Piano

Caitlin playing "Twinkle Twinkle" on  
the Violin

Sonia playing "Ladybug Morning" on  
the Piano

**Great  
Job Ponies!  
Congrats!**

## Program Flow

William playing "Star Wars" on the  
Piano

Thomas playing "America the  
Beautiful" on the Violin

Gio playing "The Final Countdown" on  
the Piano

Xavier playing "Earth" on the Piano

## Thank You...

Thank you to all of the Students,  
Parents and Families for encouraging  
your children to express themselves  
through the arts!

Thank you to Sophia and to  
The Stavros Family for supporting  
MDE through the 2019-2020 MDE  
Auction  
winning "Be the Talent Show Host!"













Thank you to everyone for supporting  
the MDE Music Program through your  
time and talents!

Sincerely,  
Mrs. Dixon



# Grades PK-5 – Music Choice Board – Weeks 9 & 10

Choose 3 of the tasks below to complete for this week.

<p><b>Listen &amp; Respond</b></p>  <p>Listen to a piece of music and draw a picture of what you hear. Visit <a href="http://www.musicplayonline.com">www.musicplayonline.com</a> and use the Listening section (left menu) for some great examples.</p>	<p><b>Movement: Gross Motor</b></p>  <p>Create a ribbon or scarf routine to do with your favorite song.</p>	<p><b>Explore: Timbre</b></p>  <p>Be a sound detective! Find 5 different objects in your home. Explore the different sounds they make.</p>
<p><b>Movement: Gross Motor</b></p>  <p>Dance Break! Dance along to your favorite song.</p>	<p><b>Review &amp; Perform</b></p>  <p>Go back and find your favorite songs from weeks 3-8 in the digital backpack and sing them again.</p>	<p><b>Create: Melodic Composition</b></p>  <p>Read a short story and make up a theme song about the main character.</p>
<p><b>Create: Timbre</b></p>  <p>Invent your own instrument. Draw what it looks like and use words to describe what it sounds like.</p>	<p><b>Create: Rhythmic Composition</b></p>  <p>Fold a piece of paper 4 times to make 16 squares. Fill in every square with a rhythm! Now perform your 16-beat composition! Try creating a cup routine with your composition.</p>	<p><b>Make Connections</b></p>  <p>Interview a family member: What kind of music did you listen to when you were young? What was your favorite band? What do you love about music?</p>
<p><b>Explore: Fundamentals</b></p>  <p>Visit <a href="http://www.musicplayonline.com">www.musicplayonline.com</a> and play your favorite games.</p>	<p><b>Perform</b></p>  <p>Singing Challenge! Try singing everything instead of talking. See how long you can do it!</p>	<p><b>Listen, Observe, &amp; Create</b></p>  <p>Go outside and write down all the different sounds you hear. Then, write a poem or song using those sounds. Is there a song you already know that uses these sounds?</p>

Students can continue to message me through  
itsLearning and email!

[Gianina.Dixon@Springbranchisd.com](mailto:Gianina.Dixon@Springbranchisd.com)





# Art News



Dear MDE Students and Parents:

I am happy to announce that I will be curating an online **MDE Student Art Slide Show** to be shared on our school's homepage. The show will display students' works which were created during this stay-home time. Participation is voluntary. Your child can create a drawing, painting, chalk drawing, cake decoration, comic strips, collage or 3D artwork, such as model magic, playdough, cardboards, construction papers, recycled items, found objects, just to name a few. We all LOVE sharing our work. We always appreciate your comments for our efforts and hard work!!

If your child chooses to participate in the show, s/he can submit one of his/her favorite work using one of the following options:

## How to Submit your Artwork:

### Option 1:

You can download the pictures from home with these simple steps:

1. In a bright spot, take a digital photograph of the artwork.
2. Sign into your Artsonia Parent account.
3. Click the tab labeled "Upload Artwork"
4. Artsonia will walk you through the upload and editing process.

### If you prefer, Option 2:

Send images as an email attachment to Mrs. Kaya at

[naz.kayaerdal@springbranchisd.com](mailto:naz.kayaerdal@springbranchisd.com)

Please note that if you want your name and your grade to be disclosed.

**Submission deadline: May 24, 2020**




If you need assistance with your Artsonia account (if not already), please email me at [naz.kayaerdal@springbranchisd.com](mailto:naz.kayaerdal@springbranchisd.com)

artsonia





# Art News







**Shout out to Mrs. V's  
Books & Breakfast  
Reading Club on Zoom!  
*Keep reading Ponies!***

# Let's Stay in Touch Ponies!

Mrs. Dixon	<a href="mailto:Gianina.Dixon@Springbranchisd.com">Gianina.Dixon@Springbranchisd.com</a> Twitter @Music_MDE Instagram @Music_MDE
Mrs. Veenhuyzen	<a href="mailto:Sarah.Veenhuyzen@Springbranchisd.com">Sarah.Veenhuyzen@Springbranchisd.com</a> 1. Library website – mde.springbranchisd.com/library 2. Library Twitter @MDELibrary 3. School Instagram @mdesbisd 4. School Twitter @mdesbisd 5. School Facebook Memorial Drive Elementary (make sure the profile image has an image of a horse with "Ponies" underneath it in white letters)
Mrs. Kaya	<a href="mailto:Naz.Kayaerdal@Springbranchisd.com">Naz.Kayaerdal@Springbranchisd.com</a> Twitter @nazkayaa99 Instagram @nazkayaerdal
Coach Nguyen	<a href="mailto:Jordan.Nguyen@Springbranchisd.com">Jordan.Nguyen@Springbranchisd.com</a> Twitter @CoachJNguyen