



State of the Division Work Session

October 25, 2018



Vision and Mission

Vision--All learners believe in their power to embrace learning, to excel, and to own their future.

Mission--The core purpose of Albemarle County Public Schools is to establish a community of learners and learning, through relationships, relevance and rigor, one student at a time.



Strategic Priorities

- Create a culture of high expectations for all.
- Identify and remove practices that perpetuate the achievement gap.
- Ensure that students identify and develop personal interests.



Purpose

- In a work session format, examine and discuss three key data sets associated with our strategic priorities
- Use the data and discussion to begin thinking about how this may impact your thoughts on the 2019-2020 funding request



Format

- Overview of the VDOE School Quality Profile site
- Small group breakout sessions on each strategic priority
- Share thoughts and insights as a group
- Identify any other data sources for follow up reporting



Virginia School Quality Profile

- Most up to date information from the DOE
- User-friendly, interactive site
- Division and school level data



Areas of Reporting

- Accreditation (schools only)
- Snapshot
- Assessments
- Enrollment
- College and Career Readiness
- Finance
- Learning Climate
- Teacher Quality

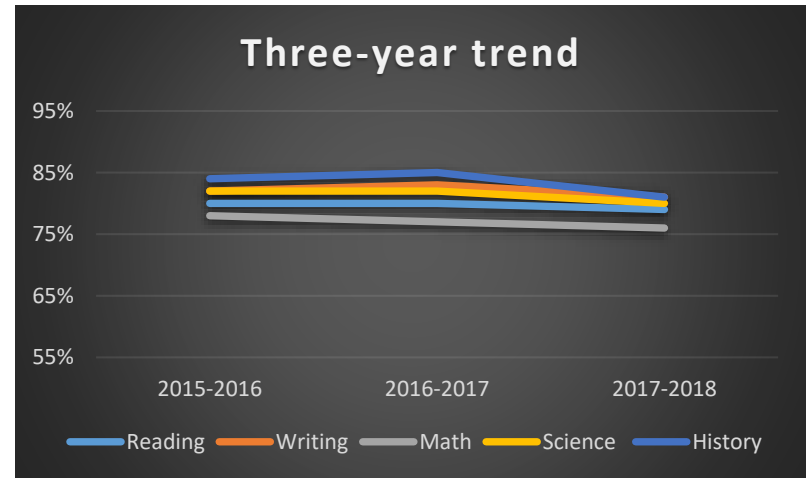


Division Report

[Albemarle County Public Schools' Quality Profile](#)

Key Takeaways

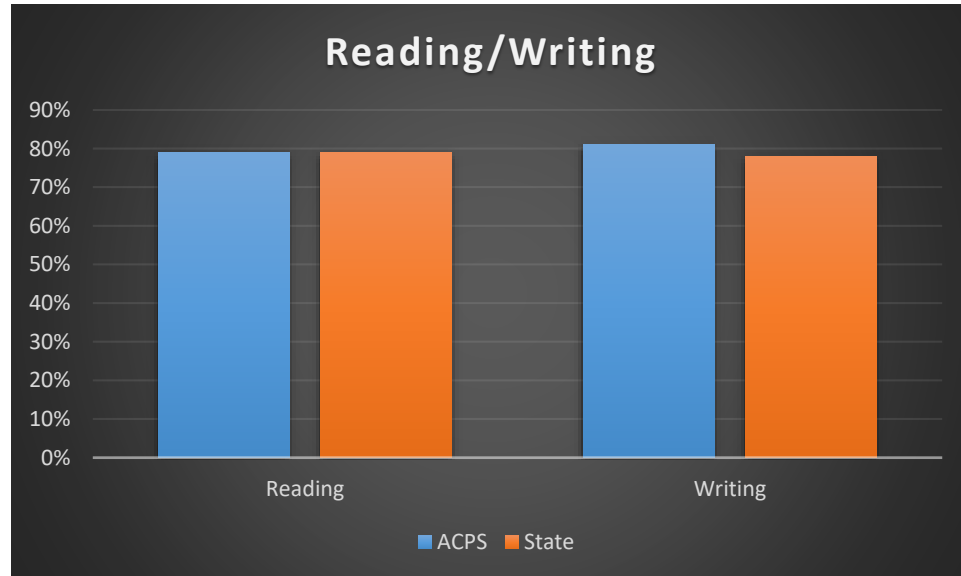
- Overall SOL data for the all-students category has remained relatively unchanged over the past three years.
- During that time, our total student population has increased by 173 students, while our Students With Disabilities and Economically Disadvantaged populations have increased by 194 and 262 students respectively.





Key Takeaways

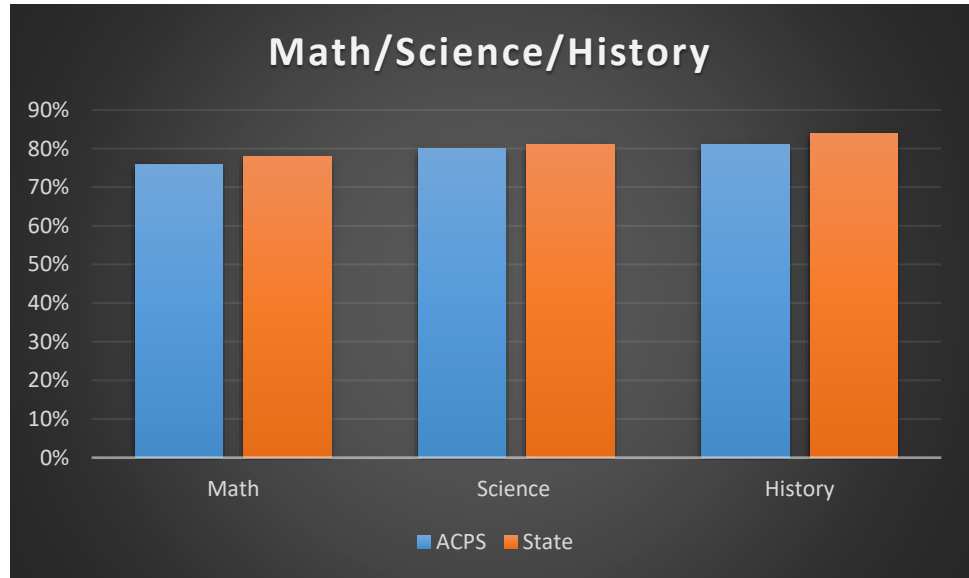
- Reading and Writing results are at or above the state average





Key Takeaways

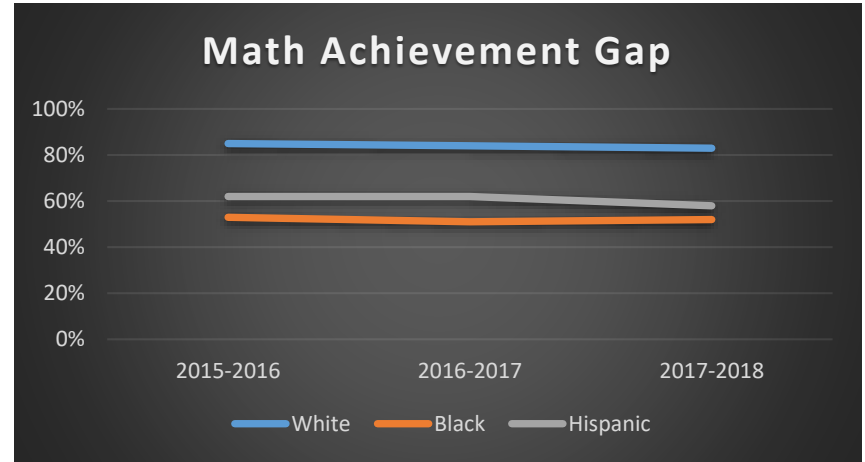
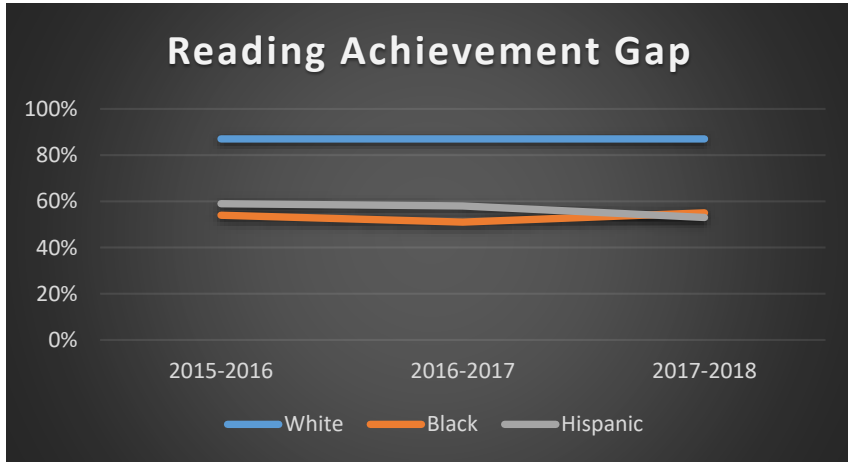
- Math, Science and History Results below the state average





Key Takeaways

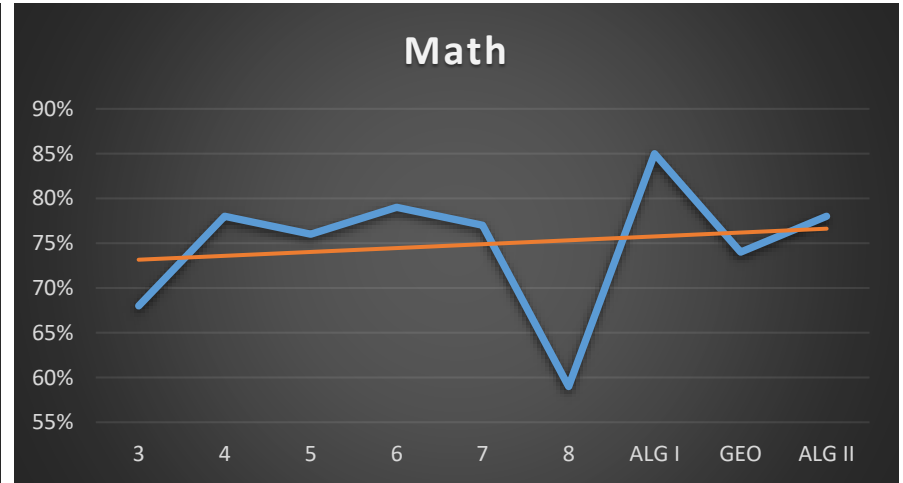
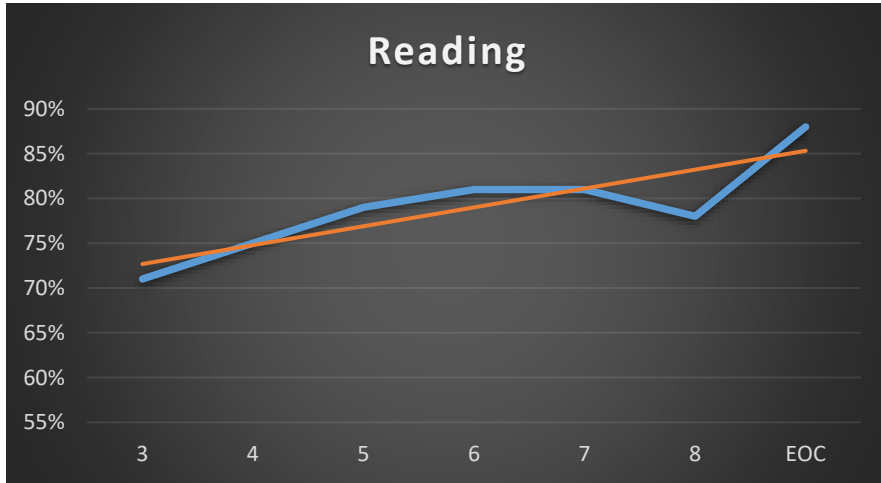
- Our achievement gap persists





Key Takeaways

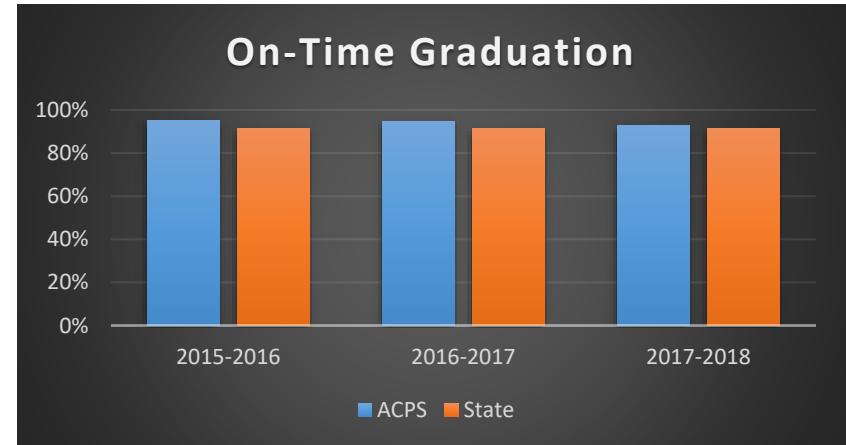
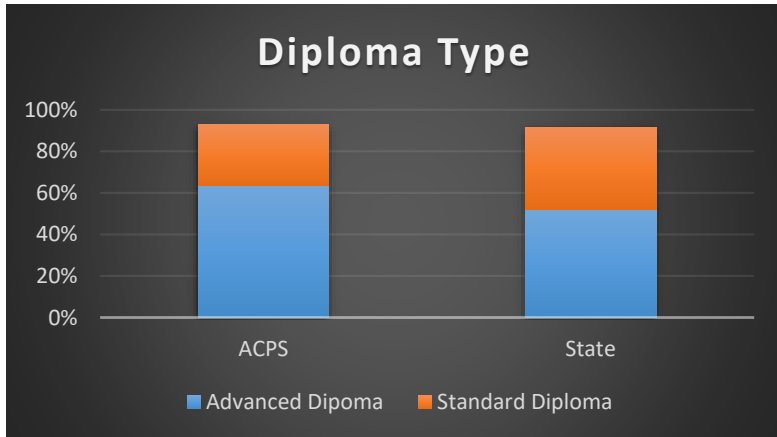
- Our results tend to trend upwards through the years





Key Takeaways

- Percentage of advanced diplomas and ACPS on-time graduation rate continues to outpace the state





Examining our priorities

- Create a culture of high expectations for all
 - SOL trend data
- Identify and remove practices that perpetuate the achievement gap
 - Equity Dashboard
- Ensure that students identify and develop personal interests
 - School climate data



Central and School Staff

Priority One--Mark Green, Kristen Williams, Chris Gilman, Jay Thomas

Priority Two--Kathryn Baylor, Maureen Jensen, India Haun, Michele Castner

Priority Three--Megan Wood, Chad Ratliff, Jamie Gellner, Jenn Sublette



Format

- Three rotations, 25 minutes each with a 5 minute transition break

Group 1--Room 246

- Jonno Alcaro
- Katrina Callsen

Group 2--Room 241

- Kate Acuff
- Jason Buyaki

Group 3--Room 320

- Dave Oberg
- Steve Koleszar
- Graham Paige



Recap

- What are your key takeaways from the breakout sessions?
- How might tonight's discussion impact your thinking on the upcoming funding request?
- Is there other data you would like to have?