


















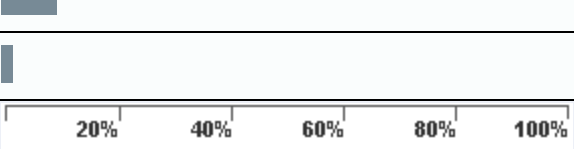
Parent Responses to Spring 2017 Homework Survey









































Q2. In what grade is your child(ren)? (if you have multiple children, please generalize based on the totality of their experiences or complete the survey multiple times for each child)			
Responses	Responses	%	Percentage of total respondents
4-5	227	23.4%	
6-8	363	37.5%	
9-12	379	39.1%	
Total Responses	969		










Q7. Do you have internet access at home?			
Responses	Responses	%	Percentage of total respondents
No	34	3.5%	
Yes	939	96.5%	
Total Responses	973		

Q8. Are you familiar with the new Homework Policy (IKB) that went into effect this year?			
Responses	Responses	%	Percentage of total respondents
No	141	14.4%	
Yes	836	85.6%	
Total Responses	977		

Q9. On a typical night does your child(ren)'s assigned homework follow the above policy?			
Responses	Responses	%	Percentage of total respondents
No	298	31.8%	
Yes	638	68.2%	
Total Responses	936		

Q10. With which of the following statements do you most agree?			
Responses	Responses	%	Percentage of total respondents
My child(ren) is/are assigned too much homework	346	35.7%	
My child(ren) is/are assigned an appropriate amount of homework	505	52.1%	
My child(ren) is/are assigned too little homework	98	10.1%	
My child(ren) is/are does not get assigned any homework	20	2.1%	
Total Responses	969		

Q11. Select the best response:						
		Strongly Agree	Somewhat Agree	Somewhat Disagree	Strongly Disagree	Total
(a)	Homework assigned is relevant to what my child(ren) is/are learning	[437] 46.0% 	[442] 46.6% 	[55] 5.8% 	[15] 1.6% 	949
(b)	Homework supports or extends what my child(ren) learn(s) in class	[376] 39.7% 	[450] 47.6% 	[97] 10.3% 	[23] 2.4% 	946
(c)	Homework helps my child(ren) learn course material	[348] 36.8% 	[392] 41.5% 	[163] 17.2% 	[42] 4.4% 	945
(d)	My child(ren)'s homework is assigned as preparation for the next class(es)	[224] 24.1% 	[427] 46.0% 	[210] 22.6% 	[68] 7.3% 	929
(e)	Doing the homework helps my child(ren) do better on graded assignments (tests, quizzes, etc.)	[307] 32.6% 	[376] 39.9% 	[184] 19.5% 	[75] 8.0% 	942
(f)	My child(ren) does his/her/their homework at school	[133] 14.1% 	[348] 37.0% 	[272] 28.9% 	[187] 19.9% 	940
(g)	My child(ren) should be able to do his/her/their homework without my assistance	[507] 53.3% 	[374] 39.3% 	[56] 5.9% 	[14] 1.5% 	951
(h)	I am able to assist my child(ren) with his/her/their homework	[334] 35.6% 	[366] 39.1% 	[152] 16.2% 	[85] 9.1% 	937
(i)	My child(ren) has/have more free time because of the homework policy	[204] 21.8% 	[272] 29.1% 	[206] 22.0% 	[253] 27.1% 	935
(j)	The type of homework my child(ren) is/are assigned will prepare him/her/them for post-secondary education (optional for elementary students)	[188] 21.7% 	[369] 42.5% 	[203] 23.4% 	[108] 12.4% 	868

Q12. Select the best response:					
		Decreased	Not changed	Increased	Total
(a)	My child(ren)'s stress level has:	[188] 19.6% 	[530] 55.2% 	[243] 25.3% 	961
(b)	My child(ren)'s amount of sleep/rest has:	[244] 25.4% 	[602] 62.6% 	[115] 12.0% 	961
(c)	My child(ren)'s participation in extracurricular activities has:	[130] 13.6% 	[648] 67.6% 	[181] 18.9% 	959