




# Community Satisfaction Survey

## Important Notes

1. A total of 1,577 students, parents, employees and community members participated in the Community Satisfaction Survey from December 3, 2019, to January 3, 2020.
2. Responses from employees who also indicated that they are parents of current ACPS students are included in both the Employee and Parent sections.
3. In order to protect the anonymity of survey participants, comments have been omitted from the public-facing survey results.

## Community Responses

Q3. Overall								
		Strongly Disagree	Disagree	Neutral	Agree	Strongly Agree	Don't Know/Not Applicable	Total
(a)	Albemarle County Public Schools is a high-performing school division.	[1] 1.3%	[9] 12.0%	[12] 16.0%	[33] 44.0%	[18] 24.0%	[2] 2.7%	75
(b)	I support the need for programs that close the achievement gap.	[2] 2.6%	[7] 9.2%	[7] 9.2%	[35] 46.1%	[24] 31.6%	[1] 1.3%	76
(c)	I support the need for programs that increase mental health services for students.	[1] 1.3%	[7] 9.1%	[10] 13.0%	[29] 37.7%	[29] 37.7%	[1] 1.3%	77
(d)	I support the need for programs that expand career preparation classes for students.	[2] 2.6%	[3] 3.9%	[8] 10.5%	[22] 28.9%	[38] 50.0%	[3] 3.9%	76
(e)	I support the need for programs that add new safety protections.	[5] 6.6%	[4] 5.3%	[23] 30.3%	[27] 35.5%	[13] 17.1%	[4] 5.3%	76








Q4. I have visited schools or school facilities in ACPS.			
Responses	Responses	%	Percentage of total respondents
No	11	13.9%	
Yes	68	86.1%	
<b>Total Responses</b>	<b>79</b>		

Q5. Schools								
		Strongly Disagree	Disagree	Neutral	Agree	Strongly Agree	Don't Know/Not Applicable	Total
(a)	I am satisfied with the general cleanliness and maintenance of school facilities.	[1] 1.5%	[2] 3.0%	[9] 13.4%	[39] 58.2%	[15] 22.4%	[1] 1.5%	67
(b)	I am satisfied with the availability of parking or options for parking at after-school events.	[5] 7.5%	[8] 11.9%	[9] 13.4%	[30] 44.8%	[9] 13.4%	[6] 9.0%	67
(c)	I am satisfied with school playgrounds and fields.	[2] 3.0%	[5] 7.5%	[16] 23.9%	[34] 50.7%	[9] 13.4%	[1] 1.5%	67
(d)	Overall, I am satisfied with the state of school facilities in our communities.	[2] 3.0%	[10] 14.9%	[8] 11.9%	[39] 58.2%	[8] 11.9%	[0] 0%	67

Q6. Extracurriculars / Athletics / School Activities								
		Strongly Disagree	Disagree	Neutral	Agree	Strongly Agree	Don't Know/Not Applicable	Total
(a)	I am aware of extracurricular activities (i.e. sports, music and theater performances, community nights) in our schools.	[3] 3.9%	[6] 7.8%	[9] 11.7%	[34] 44.2%	[22] 28.6%	[3] 3.9%	77
(b)	I regularly attend ACPS sports events.	[19] 24.4%	[25] 32.1%	[14] 17.9%	[13] 16.7%	[4] 5.1%	[3] 3.8%	78
(c)	I regularly attended ACPS music or theater performances.	[9] 11.5%	[25] 32.1%	[17] 21.8%	[19] 24.4%	[5] 6.4%	[3] 3.8%	78
(d)	I feel welcome at school-based extracurricular activities.	[0] 0%	[5] 6.5%	[16] 20.8%	[32] 41.6%	[9] 11.7%	[15] 19.5%	77

Q7. Community Engagement & Education								
		Strongly Disagree	Disagree	Neutral	Agree	Strongly Agree	Don't Know/Not Applicable	Total
(a)	I support an increased focus on programs that identify and promote equity among all students, such as the division's anti-racism policy.	[4] 5.2%	[8] 10.4%	[16] 20.8%	[24] 31.2%	[25] 32.5%	[0] 0%	77
(b)	I am interested in knowing more about opportunities to volunteer in our schools.	[4] 5.1%	[17] 21.8%	[27] 34.6%	[21] 26.9%	[6] 7.7%	[3] 3.8%	78
(c)	I support the Gold Card program which provides free admission to seniors to school events.	[3] 3.8%	[1] 1.3%	[18] 23.1%	[34] 43.6%	[18] 23.1%	[4] 5.1%	78
(d)	It is important to provide a broad range of community education programs such as driver's ed, adult arts and crafts and language arts.	[0] 0%	[5] 6.4%	[11] 14.1%	[27] 34.6%	[33] 42.3%	[2] 2.6%	78

Q8. Communications								
		Strongly Disagree	Disagree	Neutral	Agree	Strongly Agree	Don't Know/Not Applicable	Total
(a)	I am able to easily locate the information I need on the ACPS website.	[2] 2.6%	[11] 14.1%	[23] 29.5%	[30] 38.5%	[4] 5.1%	[8] 10.3%	78
(b)	I regularly visit a school homepage.	[9] 11.4%	[21] 26.6%	[18] 22.8%	[20] 25.3%	[5] 6.3%	[6] 7.6%	79
(c)	Overall, I am satisfied with the quality and quantity of my engagement with ACPS.	[2] 2.5%	[8] 10.1%	[24] 30.4%	[37] 46.8%	[4] 5.1%	[4] 5.1%	79

Q9. My most valued source of information about our local schools is:			
Responses	Responses	%	Percentage of total respondents
The ACPS website	20	25.3%	
Social media (Facebook, Twitter, YouTube)	6	7.6%	
A-mail messages from Albemarle County	9	11.4%	
Local news media	19	24.1%	
Family and friends (word of mouth)	22	27.8%	
Other (Please specify)	3	3.8%	
<b>Total Responses</b>	<b>79</b>		

## Employee Responses

Q10. General Satisfaction								
		Strongly Disagree	Disagree	Neutral	Agree	Strongly Agree	Don't Know/Not Applicable	Total
(a)	I am satisfied with the school(s) in which I work.	[13] 4.0%	[46] 14.1%	[51] 15.6%	[132] 40.4%	[82] 25.1%	[3] 0.9%	327
(b)	I am satisfied with my colleagues.	[3] 0.9%	[22] 6.7%	[47] 14.4%	[151] 46.3%	[103] 31.6%	[0] 0%	326
(c)	I am satisfied with my principal(s)/department head.	[24] 7.4%	[35] 10.7%	[37] 11.3%	[128] 39.3%	[101] 31.0%	[1] 0.3%	326
(d)	I am satisfied with the Albemarle County Public Schools (ACPS) superintendent.	[11] 3.4%	[17] 5.2%	[74] 22.6%	[146] 44.6%	[74] 22.6%	[5] 1.5%	327
(e)	I would recommend working for ACPS to others.	[13] 4.0%	[28] 8.6%	[71] 21.7%	[140] 42.8%	[74] 22.6%	[1] 0.3%	327
(f)	Overall, I am satisfied with ACPS.	[14] 4.3%	[32] 9.9%	[56] 17.3%	[148] 45.8%	[72] 22.3%	[1] 0.3%	323

Q11. Building Services								
		Strongly Disagree	Disagree	Neutral	Agree	Strongly Agree	Don't Know/Not Applicable	Total
(a)	I am satisfied with the general maintenance and cleanliness of school facilities.	[9] 2.8%	[29] 8.9%	[33] 10.1%	[157] 48.0%	[98] 30.0%	[1] 0.3%	327
(b)	I feel that my facility requests are addressed in a timely manner.	[17] 5.2%	[40] 12.3%	[55] 16.9%	[126] 38.7%	[74] 22.7%	[14] 4.3%	326
(c)	I have positive interactions with custodial and maintenance staff.	[2] 0.6%	[2] 0.6%	[13] 4.0%	[119] 36.5%	[185] 56.7%	[5] 1.5%	326
(d)	Overall, I am pleased with my teaching environment or office space.	[21] 6.5%	[37] 11.4%	[40] 12.3%	[133] 41.0%	[85] 26.2%	[8] 2.5%	324

<b>Q12. Technology</b>								
		<b>Strongly Disagree</b>	<b>Disagree</b>	<b>Neutral</b>	<b>Agree</b>	<b>Strongly Agree</b>	<b>Don't Know/Not Applicable</b>	<b>Total</b>
(a)	I have sufficient instructional support to integrate technology into my classroom instruction.	[6] 1.8%	[24] 7.4%	[50] 15.3%	[141] 43.3%	[62] 19.0%	[43] 13.2%	326
(b)	I receive a timely response when technology is not working.	[2] 0.6%	[24] 7.3%	[40] 12.2%	[179] 54.7%	[72] 22.0%	[10] 3.1%	327
(c)	I believe my students are using technology in a safe way.	[10] 3.1%	[48] 14.7%	[72] 22.1%	[118] 36.2%	[42] 12.9%	[36] 11.0%	326
(d)	I believe technology is enhancing student learning.	[9] 2.8%	[41] 12.6%	[84] 25.8%	[125] 38.5%	[46] 14.2%	[20] 6.2%	325
(e)	Overall, I have the technology I need to effectively facilitate instruction.	[8] 2.5%	[23] 7.1%	[46] 14.1%	[164] 50.3%	[52] 16.0%	[33] 10.1%	326

<b>Q13. Instruction</b>								
		<b>Strongly Disagree</b>	<b>Disagree</b>	<b>Neutral</b>	<b>Agree</b>	<b>Strongly Agree</b>	<b>Don't Know/Not Applicable</b>	<b>Total</b>
(a)	Our school counselors are able to address student needs.	[12] 3.7%	[51] 15.7%	[63] 19.4%	[126] 38.9%	[50] 15.4%	[22] 6.8%	324
(b)	Our school feels safe and welcoming to students.	[7] 2.2%	[33] 10.2%	[48] 14.8%	[167] 51.5%	[62] 19.1%	[7] 2.2%	324
(c)	I am provided opportunities to improve my professional practice.	[8] 2.5%	[24] 7.4%	[58] 17.8%	[157] 48.2%	[73] 22.4%	[6] 1.8%	326
(d)	Students are given opportunities to explore their personal interests.	[3] 0.9%	[24] 7.4%	[67] 20.6%	[169] 51.8%	[44] 13.5%	[19] 5.8%	326
(e)	Overall, I am satisfied with the quality of education provided by ACPS.	[8] 2.5%	[24] 7.5%	[49] 15.2%	[183] 56.8%	[51] 15.8%	[7] 2.2%	322

Q15. Professional Learning								
		Strongly Disagree	Disagree	Neutral	Agree	Strongly Agree	Don't Know/Not Applicable	Total
(a)	The professional learning offerings that are available to me support my own priorities for professional growth.	[21] 6.5%	[55] 16.9%	[78] 24.0%	[119] 36.6%	[36] 11.1%	[16] 4.9%	325
(b)	The professional learning opportunities that I participate in help me align my work with the strategic priorities and goals of my school and the school division as a whole.	[17] 5.2%	[28] 8.6%	[82] 25.2%	[144] 44.3%	[32] 9.8%	[22] 6.8%	325
(c)	The professional learning opportunities I participate in are valuable uses of my time and support the work that I do with students.	[25] 7.7%	[55] 17.0%	[83] 25.7%	[108] 33.4%	[30] 9.3%	[22] 6.8%	323
(d)	If I have a need for professional learning, there are several options for how I can meet that need.	[19] 5.9%	[56] 17.3%	[81] 25.1%	[125] 38.7%	[27] 8.4%	[15] 4.6%	323
(e)	There are adequate professional learning opportunities to support Division-adopted programs and initiatives.	[21] 6.5%	[48] 14.8%	[92] 28.3%	[124] 38.2%	[19] 5.8%	[21] 6.5%	325

Q16. Community Engagement								
		Strongly Disagree	Disagree	Neutral	Agree	Strongly Agree	Don't Know/Not Applicable	Total
(a)	I support an increased focus on programs that identify and promote equity among all students, such as the division's anti-racism policy.	[1] 0.3%	[7] 2.1%	[40] 12.3%	[158] 48.5%	[115] 35.3%	[5] 1.5%	326
(b)	I am interested in knowing more about opportunities to volunteer in our schools.	[15] 4.6%	[60] 18.5%	[145] 44.8%	[49] 15.1%	[6] 1.9%	[49] 15.1%	324
(c)	I support the Gold Card program which provides free admission to seniors to school events.	[4] 1.2%	[7] 2.2%	[54] 16.7%	[117] 36.1%	[100] 30.9%	[42] 13.0%	324
(d)	It is important to provide a broad range of community education programs such as driver's ed, adult arts and crafts and language arts.	[0] 0%	[7] 2.1%	[34] 10.4%	[152] 46.6%	[120] 36.8%	[13] 4.0%	326

Q17. Communications								
		Strongly Disagree	Disagree	Neutral	Agree	Strongly Agree	Don't Know/Not Applicable	Total
(a)	I am able to easily locate the resources I need on the ACPS website.	[26] 8.0%	[53] 16.3%	[70] 21.5%	[146] 44.8%	[29] 8.9%	[2] 0.6%	326
(b)	I know who to contact if I want to obtain media coverage for an achievement, event, initiative, or program taking place at my school or department.	[20] 6.1%	[89] 27.3%	[58] 17.8%	[101] 31.0%	[33] 10.1%	[25] 7.7%	326
(c)	The information posted in the Division Compass Employee News Blog is valuable and easily accessible.	[4] 1.2%	[27] 8.3%	[91] 28.0%	[155] 47.7%	[41] 12.6%	[7] 2.2%	325
(d)	Overall, the news coverage received by our schools and Division is fair and accurate.	[9] 2.8%	[28] 8.6%	[106] 32.5%	[137] 42.0%	[27] 8.3%	[19] 5.8%	326




## Parent Responses

Q19. General								
		Strongly Disagree	Disagree	Neutral	Agree	Strongly Agree	Don't Know/Not Applicable	Total
(a)	My tax dollars are being well spent by the Albemarle County Public School (ACPS) system.	[38] 5.0%	[97] 12.8%	[170] 22.4%	[305] 40.1%	[116] 15.3%	[34] 4.5%	760
(b)	I am satisfied with my child's school	[28] 3.7%	[95] 12.5%	[98] 12.9%	[324] 42.5%	[216] 28.3%	[1] 0.1%	762
(c)	I am satisfied with my child's teacher(s).	[15] 2.0%	[45] 5.9%	[84] 11.0%	[322] 42.3%	[291] 38.2%	[5] 0.7%	762
(d)	I am satisfied with my child's principal.	[32] 4.2%	[54] 7.1%	[135] 17.7%	[300] 39.4%	[221] 29.0%	[19] 2.5%	761
(e)	I am satisfied with the ACPS superintendent.	[33] 4.3%	[48] 6.3%	[217] 28.6%	[231] 30.4%	[117] 15.4%	[114] 15.0%	760
(f)	Overall, I am satisfied with ACPS.	[34] 4.5%	[71] 9.3%	[132] 17.3%	[372] 48.8%	[150] 19.7%	[3] 0.4%	762




Q20. Curriculum and Instruction								
		Strongly Disagree	Disagree	Neutral	Agree	Strongly Agree	Don't Know/Not Applicable	Total
(a)	ACPS is able to satisfy my student's academic needs.	[43] 5.6%	[108] 14.2%	[93] 12.2%	[359] 47.1%	[157] 20.6%	[3] 0.4%	763
(b)	ACPS is able to satisfy my student's social/emotional needs at school.	[39] 5.1%	[89] 11.7%	[153] 20.1%	[346] 45.3%	[121] 15.9%	[15] 2.0%	763
(c)	ACPS is able to satisfy my student's personal interests.	[30] 3.9%	[81] 10.7%	[170] 22.4%	[368] 48.4%	[105] 13.8%	[6] 0.8%	760
(d)	ACPS schools are safe and welcoming.	[23] 3.0%	[49] 6.4%	[105] 13.8%	[392] 51.4%	[192] 25.2%	[2] 0.3%	763
(e)	Overall, I am satisfied with the quality of education my child is provided by ACPS.	[29] 3.8%	[71] 9.3%	[106] 13.9%	[407] 53.6%	[145] 19.1%	[2] 0.3%	760



Q21. Extracurriculars / Athletics / School Activities								
		Strongly Disagree	Disagree	Neutral	Agree	Strongly Agree	Don't Know/Not Applicable	Total
(a)	I am satisfied with the variety of options in extracurricular activities.	[32] 4.2%	[109] 14.3%	[129] 17.0%	[323] 42.4%	[108] 14.2%	[60] 7.9%	761
(b)	I am satisfied with the level of support schools provide for students to participate in extracurricular activities.	[35] 4.6%	[111] 14.6%	[159] 20.9%	[283] 37.2%	[96] 12.6%	[77] 10.1%	761
(c)	My child has a good school work/extracurricular life balance.	[23] 3.0%	[61] 8.0%	[126] 16.6%	[372] 48.9%	[133] 17.5%	[46] 6.0%	761
(d)	Overall, I am satisfied with extracurriculars available to my children.	[30] 3.9%	[114] 15.0%	[136] 17.9%	[332] 43.6%	[92] 12.1%	[57] 7.5%	761

Q22. Does your child regularly use the schools' transportation system to get to/from school?			
Responses	Responses	%	Percentage of total respondents
No	257	33.6%	
Yes	508	66.4%	
<b>Total Responses</b>	<b>765</b>		

Q23. Transportation								
		Strongly Disagree	Disagree	Neutral	Agree	Strongly Agree	Don't Know/Not Applicable	Total
(a)	I am satisfied with my child's transportation routes and drop-off/pick-up times.	[30] 5.9%	[62] 12.2%	[62] 12.2%	[221] 43.6%	[131] 25.8%	[1] 0.2%	507
(b)	The overall time my child spends on the bus is reasonable.	[40] 7.9%	[56] 11.0%	[58] 11.4%	[224] 44.2%	[127] 25.0%	[2] 0.4%	507
(c)	I am satisfied with the driver of my child's bus.	[17] 3.4%	[11] 2.2%	[41] 8.1%	[191] 37.7%	[231] 45.6%	[16] 3.2%	507
(d)	Overall, I am satisfied with ACPS transportation services.	[22] 4.3%	[54] 10.7%	[63] 12.5%	[239] 47.2%	[125] 24.7%	[3] 0.6%	506

Q25. Does your child regularly eat meals from the school cafeteria?			
Responses	Responses	%	Percentage of total respondents
No	397	51.9%	
Yes	368	48.1%	
<b>Total Responses</b>	<b>765</b>		









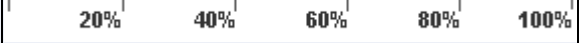
Q26. Child Nutrition Services								
		Strongly Disagree	Disagree	Neutral	Agree	Strongly Agree	Don't Know/Not Applicable	Total
(a)	I am satisfied with the process of adding funds to my student's lunch balances.	[14] 3.8%	[36] 9.8%	[37] 10.1%	[172] 46.7%	[102] 27.7%	[7] 1.9%	368
(b)	I am satisfied with the range of food choices offered in the cafeteria.	[20] 5.5%	[54] 14.8%	[86] 23.5%	[160] 43.7%	[30] 8.2%	[16] 4.4%	366
(c)	I regularly eat lunch with my student in the school cafeteria.	[84] 23.1%	[106] 29.1%	[52] 14.3%	[39] 10.7%	[6] 1.6%	[77] 21.2%	364
(d)	Overall, I am satisfied with the school cafeteria.	[9] 2.4%	[32] 8.7%	[102] 27.7%	[179] 48.6%	[40] 10.9%	[6] 1.6%	368

Q28. School Facilities								
		Strongly Disagree	Disagree	Neutral	Agree	Strongly Agree	Don't Know/Not Applicable	Total
(a)	I am satisfied with the level of cleanliness and maintenance at school facilities.	[3] 0.4%	[22] 2.9%	[71] 9.3%	[412] 54.0%	[241] 31.6%	[14] 1.8%	763
(b)	I have positive interactions with custodial and/or maintenance staff.	[1] 0.1%	[5] 0.7%	[78] 10.2%	[250] 32.8%	[293] 38.5%	[135] 17.7%	762
(c)	I am satisfied with the availability of parking or options of parking at after-school events.	[89] 11.7%	[150] 19.7%	[111] 14.5%	[282] 37.0%	[106] 13.9%	[25] 3.3%	763
(d)	I am satisfied with the furniture and in my child's school.	[11] 1.4%	[32] 4.2%	[136] 17.9%	[390] 51.3%	[158] 20.8%	[33] 4.3%	760
(e)	My child enjoys the school facility and learning spaces.	[11] 1.4%	[42] 5.5%	[114] 15.0%	[392] 51.4%	[193] 25.3%	[10] 1.3%	762
(f)	Overall, I am satisfied with the school facilities that I visit.	[8] 1.0%	[41] 5.4%	[86] 11.3%	[450] 58.9%	[177] 23.2%	[2] 0.3%	764

<b>Q29. Technology</b>								
		<b>Strongly Disagree</b>	<b>Disagree</b>	<b>Neutral</b>	<b>Agree</b>	<b>Strongly Agree</b>	<b>Don't Know/Not Applicable</b>	<b>Total</b>
(a)	I have had the opportunity to learn about how my student uses technology for learning at school.	[31] 4.1%	[99] 13.0%	[120] 15.7%	[387] 50.8%	[102] 13.4%	[23] 3.0%	762
(b)	My student has sufficient internet access for learning at home.	[26] 3.4%	[25] 3.3%	[27] 3.5%	[343] 45.0%	[334] 43.8%	[7] 0.9%	762
(c)	The new family guide, "Keeping Our Kids Safe & Healthy in a Digital World", provides useful information.	[13] 1.7%	[19] 2.5%	[198] 26.0%	[212] 27.8%	[48] 6.3%	[272] 35.7%	762
(d)	Overall, I see the benefits of technology in schools.	[21] 2.7%	[40] 5.2%	[111] 14.5%	[380] 49.7%	[203] 26.6%	[9] 1.2%	764

<b>Q30. Community Engagement</b>								
		<b>Strongly Disagree</b>	<b>Disagree</b>	<b>Neutral</b>	<b>Agree</b>	<b>Strongly Agree</b>	<b>Don't Know/Not Applicable</b>	<b>Total</b>
(a)	I support an increased focus on programs that identify and promote equity among all students, such as the division's anti-racism policy.	[27] 3.5%	[37] 4.8%	[112] 14.7%	[267] 35.0%	[296] 38.8%	[24] 3.1%	763
(b)	I am interested in knowing more about opportunities to volunteer in our schools.	[14] 1.8%	[71] 9.3%	[300] 39.5%	[242] 31.8%	[84] 11.1%	[49] 6.4%	760
(c)	I support the Gold Card program which provides free admission to seniors to school events.	[8] 1.0%	[13] 1.7%	[112] 14.7%	[222] 29.1%	[219] 28.7%	[188] 24.7%	762
(d)	It is important to provide a broad range of community education programs such as driver's ed, adult arts and crafts and language arts.	[13] 1.7%	[23] 3.0%	[82] 10.7%	[270] 35.4%	[345] 45.2%	[30] 3.9%	763

<b>Q31. Communications</b>								
		<b>Strongly Disagree</b>	<b>Disagree</b>	<b>Neutral</b>	<b>Agree</b>	<b>Strongly Agree</b>	<b>Don't Know/Not Applicable</b>	<b>Total</b>
(a)	I am able to easily locate the information I need on the ACPS website.	[28] 3.7%	[112] 14.7%	[155] 20.3%	[352] 46.1%	[98] 12.8%	[18] 2.4%	763
(b)	I regularly visit a school homepage.	[15] 2.0%	[124] 16.3%	[151] 19.8%	[359] 47.1%	[104] 13.6%	[9] 1.2%	762
(c)	Overall, I feel well informed about ACPS.	[22] 2.9%	[70] 9.2%	[148] 19.4%	[415] 54.5%	[104] 13.7%	[2] 0.3%	761

<b>Q32. My most valued source of information about our schools is:</b>			
<b>Responses</b>	<b>Responses</b>	<b>%</b>	<b>Percentage of total respondents</b>
E-mail messages	484	63.3%	
Phone calls	29	3.8%	
Text messages	63	8.2%	
The ACPS website	74	9.7%	
Social media (Facebook, Twitter, YouTube)	14	1.8%	
Local news media	9	1.2%	
Our school families (word of mouth)	67	8.8%	
Other (Please specify)	25	3.3%	
<b>Total Responses</b>	<b>765</b>		

## Student Responses

Q33. General Satisfaction								
		Strongly Disagree	Disagree	Neutral	Agree	Strongly Agree	Don't Know/Not Applicable	Total
(a)	I am satisfied with my school.	[28] 5.6%	[74] 14.8%	[110] 22.0%	[218] 43.6%	[70] 14.0%	[0] 0%	500
(b)	I am satisfied with my teacher(s)	[14] 2.8%	[66] 13.3%	[128] 25.8%	[208] 41.9%	[80] 16.1%	[0] 0%	496
(c)	I am satisfied with my principal.	[27] 5.4%	[37] 7.5%	[119] 24.0%	[183] 36.9%	[117] 23.6%	[13] 2.6%	496
(d)	I am satisfied with the ACPS superintendent.	[30] 6.1%	[43] 8.7%	[167] 33.7%	[117] 23.6%	[52] 10.5%	[86] 17.4%	495
(e)	Overall, I am satisfied with Albemarle County Public Schools (ACPS).	[38] 7.7%	[82] 16.6%	[119] 24.0%	[201] 40.6%	[52] 10.5%	[3] 0.6%	495

Q34. Curriculum and Instruction								
		Strongly Disagree	Disagree	Neutral	Agree	Strongly Agree	Don't Know/Not Applicable	Total
(a)	My school meets my learning needs.	[23] 4.6%	[65] 13.1%	[110] 22.1%	[217] 43.7%	[78] 15.7%	[4] 0.8%	497
(b)	My school meets my social/emotional needs while at school.	[65] 13.1%	[103] 20.8%	[141] 28.5%	[136] 27.5%	[48] 9.7%	[2] 0.4%	495
(c)	My school is safe and welcoming.	[39] 7.9%	[80] 16.2%	[148] 30.0%	[159] 32.2%	[67] 13.6%	[1] 0.2%	494
(d)	My classes make me more interested in learning.	[50] 10.1%	[104] 21.1%	[151] 30.6%	[132] 26.8%	[53] 10.8%	[3] 0.6%	493
(e)	Overall, I am satisfied with the quality of education I am provided by ACPS.	[29] 5.8%	[57] 11.5%	[139] 28.0%	[209] 42.1%	[61] 12.3%	[1] 0.2%	496

<b>Q35. Personal Interests</b>								
		<b>Strongly Disagree</b>	<b>Disagree</b>	<b>Neutral</b>	<b>Agree</b>	<b>Strongly Agree</b>	<b>Don't Know/Not Applicable</b>	<b>Total</b>
(a)	At school I learn about topics that interest me.	[36] 7.2%	[94] 18.8%	[147] 29.4%	[179] 35.8%	[42] 8.4%	[2] 0.4%	500
(b)	My teachers incorporate my personal interests into my learning.	[70] 14.1%	[161] 32.3%	[150] 30.1%	[84] 16.9%	[30] 6.0%	[3] 0.6%	498
(c)	Teachers at my school know about my personal interests.	[53] 10.7%	[116] 23.4%	[168] 33.9%	[130] 26.3%	[27] 5.5%	[1] 0.2%	495
(d)	There are classes at school for me to explore my personal interests.	[37] 7.4%	[73] 14.7%	[102] 20.5%	[217] 43.6%	[66] 13.3%	[3] 0.6%	498
(e)	I am given time to develop my personal interests at school.	[68] 13.7%	[125] 25.2%	[142] 28.6%	[131] 26.4%	[28] 5.6%	[3] 0.6%	497

<b>Q37. Extracurriculars / Athletics / School Activities</b>								
		<b>Strongly Disagree</b>	<b>Disagree</b>	<b>Neutral</b>	<b>Agree</b>	<b>Strongly Agree</b>	<b>Don't Know/Not Applicable</b>	<b>Total</b>
(a)	I am satisfied with the variety of extracurricular options available to me.	[12] 2.4%	[49] 9.8%	[121] 24.2%	[219] 43.9%	[89] 17.8%	[9] 1.8%	499
(b)	I am able to participate in all the extracurricular activities I am interested in.	[26] 5.2%	[73] 14.7%	[114] 22.9%	[204] 41.0%	[68] 13.7%	[12] 2.4%	497
(c)	I participate in athletics.	[88] 17.7%	[61] 12.3%	[58] 11.7%	[127] 25.6%	[149] 30.0%	[13] 2.6%	496
(d)	I participate in school civic life (student government, clubs, volunteering).	[61] 12.3%	[109] 21.9%	[74] 14.9%	[151] 30.4%	[87] 17.5%	[15] 3.0%	497
(e)	I participate in school activities (music and theater performances).	[82] 16.6%	[125] 25.3%	[54] 10.9%	[114] 23.0%	[101] 20.4%	[19] 3.8%	495
(f)	I am able to balance my academic work with participation in extracurriculars, athletics, and school activities.	[47] 9.4%	[90] 18.1%	[116] 23.3%	[182] 36.5%	[56] 11.2%	[7] 1.4%	498
(g)	Overall, I am satisfied with the extracurricular, athletic, and school activity offerings available to me.	[23] 4.6%	[45] 9.0%	[119] 23.9%	[229] 46.0%	[74] 14.9%	[8] 1.6%	498

Q38. Do you regularly use the school's transportation services to get to/from school?			
Responses	Responses	%	Percentage of total respondents
No	218	43.4%	
Yes	284	56.6%	
<b>Total Responses</b>	<b>502</b>		

Q39. Transportation								
		Strongly Disagree	Disagree	Neutral	Agree	Strongly Agree	Don't Know/Not Applicable	Total
(a)	I am satisfied with my transportation route and drop-off/pick-up times.	[28] 10.0%	[30] 10.7%	[60] 21.4%	[116] 41.3%	[44] 15.7%	[3] 1.1%	281
(b)	The overall time I spend on the bus is reasonable.	[29] 10.3%	[32] 11.4%	[42] 14.9%	[138] 49.1%	[37] 13.2%	[3] 1.1%	281
(c)	I am satisfied with the driver of my bus.	[22] 7.8%	[14] 5.0%	[41] 14.5%	[93] 33.0%	[108] 38.3%	[4] 1.4%	282
(d)	Overall, I am satisfied with ACPS transportation services.	[16] 5.7%	[27] 9.6%	[68] 24.3%	[127] 45.4%	[39] 13.9%	[3] 1.1%	280

Q41. How many times per week do you eat school lunch?			
Responses	Responses	%	Percentage of total respondents
0	260	51.8%	
1-2	114	22.7%	
3-5	128	25.5%	
<b>Total Responses</b>	<b>502</b>		

Q42. Nutrition Services								
		Strongly Disagree	Disagree	Neutral	Agree	Strongly Agree	Don't Know/Not Applicable	Total
(a)	I am satisfied with the food choices at the cafeteria.	[43] 18.0%	[39] 16.3%	[72] 30.1%	[63] 26.4%	[20] 8.4%	[2] 0.8%	239
(b)	I am provided service within a reasonable amount of time for lunch.	[37] 15.5%	[43] 18.1%	[46] 19.3%	[83] 34.9%	[28] 11.8%	[1] 0.4%	238
(c)	The cafeteria staff are friendly and welcoming.	[8] 3.3%	[9] 3.8%	[57] 23.8%	[89] 37.2%	[73] 30.5%	[3] 1.3%	239
(d)	Overall, I am satisfied with the school cafeteria service.	[17] 7.1%	[23] 9.6%	[74] 31.0%	[95] 39.7%	[28] 11.7%	[2] 0.8%	239





Q44. Facilities								
		Strongly Disagree	Disagree	Neutral	Agree	Strongly Agree	Don't Know/Not Applicable	Total
(a)	I am satisfied with the level of cleanliness and maintenance at my school.	[40] 8.0%	[93] 18.6%	[112] 22.4%	[192] 38.5%	[60] 12.0%	[2] 0.4%	499
(b)	I have a variety of furniture choices in my learning spaces.	[50] 10.0%	[115] 23.0%	[114] 22.8%	[168] 33.7%	[50] 10.0%	[2] 0.4%	499
(c)	I am satisfied with the common spaces (e.g. gymnasium, cafeteria, media center) at my school.	[40] 8.0%	[42] 8.4%	[107] 21.5%	[237] 47.6%	[68] 13.7%	[4] 0.8%	498
(d)	I am satisfied with the furniture in my classroom(s).	[47] 9.4%	[74] 14.8%	[140] 28.1%	[194] 38.9%	[40] 8.0%	[4] 0.8%	499
(e)	I am satisfied with my classroom space(s).	[32] 6.4%	[53] 10.6%	[132] 26.5%	[239] 48.0%	[40] 8.0%	[2] 0.4%	498
(f)	I am satisfied with my school's playgrounds and fields.	[56] 11.3%	[63] 12.7%	[131] 26.4%	[178] 35.8%	[38] 7.6%	[31] 6.2%	497
(g)	My school provides me with enough space to rest and relax before, between, and/or after classes.	[125] 25.2%	[135] 27.2%	[109] 22.0%	[93] 18.8%	[31] 6.3%	[3] 0.6%	496
(h)	My school provides me with enough space to connect personally with other students, teachers, and/or staff.	[52] 10.5%	[83] 16.7%	[145] 29.2%	[170] 34.3%	[43] 8.7%	[3] 0.6%	496
(i)	Overall, I believe the school facility supports my learning.	[38] 7.7%	[43] 8.7%	[136] 27.4%	[221] 44.6%	[55] 11.1%	[3] 0.6%	496

Q45. Technology								
		Strongly Disagree	Disagree	Neutral	Agree	Strongly Agree	Don't Know/Not Applicable	Total
(a)	I use technology for learning with and from others.	[11] 2.2%	[10] 2.0%	[54] 10.9%	[277] 55.8%	[141] 28.4%	[3] 0.6%	496
(b)	I use technology to solve problems.	[9] 1.8%	[19] 3.8%	[63] 12.7%	[278] 56.2%	[124] 25.1%	[2] 0.4%	495
(c)	I know how to use technology safely.	[4] 0.8%	[1] 0.2%	[23] 4.6%	[246] 49.7%	[220] 44.4%	[1] 0.2%	495
(d)	Overall, I have the technology I need to support my learning.	[16] 3.2%	[21] 4.2%	[56] 11.3%	[269] 54.3%	[131] 26.5%	[2] 0.4%	495



Q46. Community Engagement								
		Strongly Disagree	Disagree	Neutral	Agree	Strongly Agree	Don't Know/Not Applicable	Total
(a)	My teachers create opportunities to incorporate social and cultural experiences into the classroom learning experience.	[41] 8.4%	[72] 14.7%	[138] 28.1%	[180] 36.7%	[47] 9.6%	[13] 2.6%	491
(b)	My teachers incorporate community volunteers and community partnerships into the classroom learning experience.	[77] 15.7%	[131] 26.6%	[133] 27.0%	[110] 22.4%	[22] 4.5%	[19] 3.9%	492
(c)	I am/was satisfied with the enrichment activities provided through the Extended Day Enrichment Program at my elementary school.	[39] 8.0%	[43] 8.8%	[118] 24.1%	[75] 15.3%	[24] 4.9%	[190] 38.9%	489
(d)	If available, I would participate in non-credit, low-cost Community Education evening classes offered through the Open Doors program.	[71] 14.5%	[86] 17.6%	[118] 24.1%	[70] 14.3%	[24] 4.9%	[121] 24.7%	490
(e)	I am satisfied with the price and availability of in-car driver education classes.	[41] 8.4%	[45] 9.2%	[127] 25.9%	[85] 17.3%	[17] 3.5%	[175] 35.7%	490

Q47. Communication								
		Strongly Disagree	Disagree	Neutral	Agree	Strongly Agree	Don't Know/Not Applicable	Total
(a)	I am able to easily locate the resources I need on the ACPS website.	[27] 5.5%	[63] 12.8%	[112] 22.8%	[231] 47.0%	[54] 11.0%	[5] 1.0%	492
(b)	My ACPS student e-mail account is the best way for the school division to share important information with me.	[16] 3.3%	[34] 6.9%	[62] 12.7%	[249] 50.8%	[127] 25.9%	[2] 0.4%	490
(c)	There should be more stories about students covered in our local news.	[22] 4.5%	[26] 5.3%	[137] 28.0%	[175] 35.7%	[111] 22.7%	[19] 3.9%	490

Q48. Generally, I get most of my news from:			
Responses	Responses	%	Percentage of total respondents
Social media (Facebook, Twitter, YouTube, etc.)	192	39.8%	
Local news media (TV, radio, on-line news sites, etc.)	87	18.0%	
A news app on my phone (Apple News, Google News, etc.)	53	11.0%	
Word of mouth (friends, family members, teachers, etc.)	151	31.3%	
<b>Total Responses</b>	<b>483</b>		