










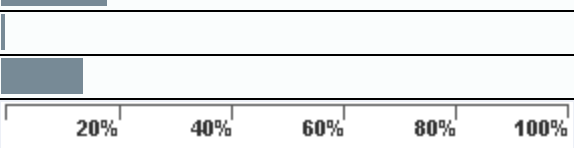














Student Responses to the Spring 2017 Homework Survey








Q3. What grade are you in?			
Responses	Responses	%	Percentage of total respondents
4-5	7	0.6%	
6-8	433	36.4%	
9-12	749	63.0%	
Total Responses	1,189		

Q4. Which school do you attend?			
Responses	Responses	%	Percentage of total respondents
Agnor-Hurt ES	0	0%	
Baker-Butler ES	0	0%	
Broadus Wood ES	0	0%	
Brownsville ES	0	0%	
Cale ES	0	0%	
Crozet ES	6	0.5%	
Greer ES	0	0%	
Hollymead ES	1	0.1%	
Meriwether Lewis ES	0	0%	
Murray ES	2	0.2%	
Red Hill ES	0	0%	
Scottsville ES	0	0%	
Stone-Robinson ES	1	0.1%	
Stony Point ES	0	0%	
Woodbrook ES	0	0%	
Yancey ES	0	0%	
Burley MS	70	5.9%	
Henley MS	165	13.9%	
Jouett MS	53	4.5%	
Sutherland MS	104	8.8%	
Walton MS	40	3.4%	
Community Charter MS	0	0%	
Albemarle HS	339	28.6%	
Monticello HS	224	18.9%	
Murray HS	7	0.6%	
Western Albemarle High School	175	14.7%	
Total Responses	1,187		

Q14. Do you have internet access at home?			
Responses	Responses	%	Percentage of total respondents
No	54	4.6%	
Yes	1,131	95.4%	
Total Responses	1,185		

Q15. Are you familiar with the new Homework Policy (IKB) that went into effect this year?			
Responses	Responses	%	Percentage of total respondents
No	689	57.9%	
Yes	500	42.1%	
Total Responses	1,189		

Q16. For Elementary & Middle School Students: On a typical night, how often does the amount of homework you have follow the above policy (approximately 10 minutes per grade level, or as indicated for high school level courses like Algebra, Geometry, or World Language)?			
Responses	Responses	%	Percentage of total respondents
Always	80	13.6%	
Usually	128	21.8%	
Sometimes	150	25.5%	
Rarely	143	24.3%	
Never	87	14.8%	
Total Responses	588		

Q17. For High School Students: On a typical night, indicate in which of your classes/subjects the assigned homework follows the above policy (check all that apply):			
Responses	Responses	%	Percentage of total respondents
Electives	432	55.0%	
English	507	64.6%	
Math	572	72.9%	
Science	522	66.5%	
Social Studies	429	54.6%	
World Languages	440	56.1%	
Total Responses	2,902		

Multiple answers per participant possible. Percentages added may exceed 100 since a participant may select more than one answer for this question.

Q18. With which of the following statements do you most agree (based on the homework policy guidelines):			
Responses	Responses	%	Percentage of total respondents
I am assigned too much homework	760	65.0%	
I am assigned the right amount of homework	375	32.1%	
I am assigned too little homework	29	2.5%	
I am not assigned homework	5	0.4%	
Total Responses	1,169		

Q19. How often is your homework graded for accuracy?			
Responses	Responses	%	Percentage of total respondents
Always	91	7.7%	
Usually	351	29.8%	
Sometimes	430	36.6%	
Rarely	248	21.1%	
Never	56	4.8%	
Total Responses	1,176		

Q20. How often is your homework graded for completion?			
Responses	Responses	%	Percentage of total respondents
Always	395	33.6%	
Usually	460	39.1%	
Sometimes	224	19.1%	
Rarely	80	6.8%	
Never	16	1.4%	
Total Responses	1,175		

Q21. Select the best response:						
		Strongly Agree	Agree	Disagree	Strongly Disagree	Total
(a)	The homework I am assigned relates to what we do in class	[350] 29.8%	[749] 63.7%	[61] 5.2%	[16] 1.4%	1176
(b)	Homework helps me understand what we do in class	[161] 13.7%	[635] 54.2%	[289] 24.7%	[87] 7.4%	1172
(c)	Doing my homework helps me do better on graded assignments (tests, quizzes, etc)	[225] 19.2%	[560] 47.8%	[298] 25.4%	[89] 7.6%	1172
(d)	I work on my homework at school (during study hall, free time, or supervised time)	[329] 28.0%	[572] 48.8%	[206] 17.6%	[66] 5.6%	1173
(e)	My parents are able to help me with my homework when I need it	[162] 13.8%	[361] 30.7%	[363] 30.9%	[288] 24.5%	1174
(f)	My teachers help me with my homework when I need it	[187] 16.0%	[638] 54.4%	[268] 22.9%	[79] 6.7%	1172

Q22. Select the best response:					
		Decreased	Not changed	Increased	Total
(a)	The amount I worry/stress about school work has:	[79] 6.7%	[297] 25.3%	[800] 68.0%	1176
(b)	The amount of sleep/rest I get has:	[843] 71.8%	[279] 23.8%	[52] 4.4%	1174
(c)	My time to do things other than school has:	[771] 65.7%	[322] 27.5%	[80] 6.8%	1173
(d)	The amount of time I have with my family/friends has:	[749] 63.9%	[359] 30.6%	[64] 5.5%	1172