














































## Teacher Responses to Spring 2017 Homework Survey

Q6. In which school do primarily teach?			
Responses	Responses	%	Percentage of total respondents
Agnor-Hurt ES	2	1.4%	
Baker-Butler ES	3	2.1%	
Broadus Wood ES	3	2.1%	
Brownsville ES	5	3.4%	
Cale ES	5	3.4%	
Crozet ES	3	2.1%	
Greer ES	5	3.4%	
Hollymead ES	8	5.5%	
Meriwether Lewis ES	3	2.1%	
Murray ES	5	3.4%	
Red Hill ES	3	2.1%	
Scottsville ES	1	0.7%	
Stone-Robinson ES	3	2.1%	
Stony Point ES	1	0.7%	
Woodbrook ES	1	0.7%	
Yancey ES	2	1.4%	
Burley MS	5	3.4%	
Henley MS	3	2.1%	
Jouett MS	7	4.8%	
Sutherland MS	10	6.9%	
Walton MS	5	3.4%	
Community Charter MS	1	0.7%	
Albemarle HS	28	19.3%	
Monticello HS	15	10.3%	
Murray HS	1	0.7%	
Western Albemarle High School	17	11.7%	
<b>Total Responses</b>	<b>145</b>		

<b>Q5. What do you primarily teach?</b>			
<b>Responses</b>	<b>Responses</b>	<b>%</b>	<b>Percentage of total respondents</b>
Elementary school	51	34.9%	
English	18	12.3%	
Fine Arts	4	2.7%	
Health/PE	4	2.7%	
Math	24	16.4%	
Science	17	11.6%	
Social Studies	12	8.2%	
Special Education	7	4.8%	
World Languages	6	4.1%	
Other (Please specify)	3	2.1%	
<b>Total Responses</b>	<b>146</b>		

























<b>Q24. How familiar are you with the new Homework Policy (IKB) that went into effect this year?</b>			
<b>Responses</b>	<b>Responses</b>	<b>%</b>	<b>Percentage of total respondents</b>
Very familiar	108	73.0%	
Somewhat familiar	35	23.6%	
Not very familiar	5	3.4%	
<b>Total Responses</b>	<b>148</b>		













<b>Q25. On a typical night, do you believe the homework you assign follows the above policy?</b>			
<b>Responses</b>	<b>Responses</b>	<b>%</b>	<b>Percentage of total respondents</b>
No	9	6.0%	
Yes	140	94.0%	
<b>Total Responses</b>	<b>149</b>		

--

Q26. How often do you use the following to assess homework:						
	Always	Usually	Sometimes	Rarely	Never	Total
(a) Check for completion	[79] 53.7% 	[30] 20.4% 	[22] 15.0% 	[6] 4.1% 	[10] 6.8% 	147
(b) Collect and grade	[28] 19.6% 	[27] 18.9% 	[33] 23.1% 	[27] 18.9% 	[28] 19.6% 	143
(c) Random checks (e.g. pop quizzes, hot seats)	[2] 1.4% 	[9] 6.4% 	[28] 20.0% 	[24] 17.1% 	[77] 55.0% 	140
(d) Announced quizzes	[38] 27.1% 	[23] 16.4% 	[23] 16.4% 	[13] 9.3% 	[43] 30.7% 	140
(e) Tests	[36] 25.9% 	[27] 19.4% 	[15] 10.8% 	[10] 7.2% 	[51] 36.7% 	139
(f) Other	[15] 16.7% 	[11] 12.2% 	[24] 26.7% 	[4] 4.4% 	[36] 40.0% 	90



Q27. Select the best response:						
		Strongly Agree	Agree	Disagree	Strongly Disagree	Total
(a)	Homework assigned provides practice for skills learned in class	[82] 56.9% 	[51] 35.4% 	[6] 4.2% 	[5] 3.5% 	144
(b)	Homework supports or extends what my students learn in class	[78] 54.2% 	[55] 38.2% 	[4] 2.8% 	[7] 4.9% 	144
(c)	Homework helps my students learn class material	[58] 40.0% 	[53] 36.6% 	[20] 13.8% 	[14] 9.7% 	145
(d)	Homework is assigned in preparation for the next class(es)	[41] 28.7% 	[49] 34.3% 	[31] 21.7% 	[22] 15.4% 	143
(e)	Doing the homework helps my students do better on graded assignments (tests, quizzes, etc)	[60] 41.7% 	[64] 44.4% 	[9] 6.3% 	[11] 7.6% 	144
(f)	My students should be able to do their homework without parental assistance	[73] 50.7% 	[64] 44.4% 	[5] 3.5% 	[2] 1.4% 	144

Q28. Select the best response:					
		Decreased	Not changed	Increased	Total
(a)	The amount of content that we are able to cover has:	[31] 21.5% 	[94] 65.3% 	[19] 13.2% 	144
(b)	The students' depth of understanding of classroom topics has:	[34] 23.8% 	[88] 61.5% 	[21] 14.7% 	143
(c)	The students' opportunities for critical thinking on class topics has:	[26] 18.2% 	[88] 61.5% 	[29] 20.3% 	143
(d)	The students' opportunities for creative thinking on class topics has:	[23] 16.1% 	[92] 64.3% 	[28] 19.6% 	143