









Advanced Placement & Dual Enrollment Parent Survey (Spring 2017)





Q1. Which high school does your student attend (If you have more than one high school student, answer for your eldest student throughout the survey)?

Responses	Responses	%	Percentage of total respondents
Albemarle	241	46.6%	
Monticello	120	23.2%	
Murray	5	1.0%	
Western Albemarle	151	29.2%	
Total Responses	517		







Q2. Does your student take any Advanced Placement (AP) classes?

Responses	Responses	%	Percentage of total respondents
No	86	16.6%	
Yes	431	83.4%	
Total Responses	517		





Q3. How many AP classes has your student taken so far?

Responses	Responses	%	Percentage of total respondents
1	126	29.4%	
2-4	177	41.3%	
4+	126	29.4%	
Total Responses	429		





Q4. Why does your student take AP classes (choose the primary reason)?

Responses	Responses	%	Percentage of total respondents
College credit	143	33.3%	
Interested in the course	96	22.3%	
Needed for college application	110	25.6%	
Rigorous coursework/college preparation	234	54.4%	
Other (Please specify)	16	3.7%	
Total Responses	599		




Multiple answers per participant possible. Percentages added may exceed 100 since a participant may select more than one answer for this question.





Q5. In your opinion, do AP classes prepare students for college level courses?			
Responses	Responses	%	Percentage of total respondents
No	67	16.0%	
Yes	319	76.0%	
If some classes do, then please write in which ones:	46	11.0%	
Total Responses	432		







Multiple answers per participant possible. Percentages added may exceed 100 since a participant may select more than one answer for this question.

Q6. Do we offer enough variety in AP classes?			
Responses	Responses	%	Percentage of total respondents
No, we offer too few	63	14.8%	
Yes, we offer enough	307	72.2%	
We offer too many	55	12.9%	
Total Responses	425		





Q7. Select the best response:				
		No	Yes	Total
(a)	Was your student academically prepared to take an AP class?	[46] 10.7%	[383] 89.3%	429
(b)	Do you view AP and Dual Enrollment courses as equally challenging?	[184] 47.1%	[207] 52.9%	391
(c)	Do you have enough information about the AP program?	[124] 29.5%	[297] 70.5%	421
(d)	Were the costs of the AP program (books, tests, etc) affordable?	[79] 18.8%	[341] 81.2%	420
(e)	Should we change the AP program?	[240] 61.5%	[150] 38.5%	390

Q10. Does your student also take any Dual Enrollment (DE) classes?			
Responses	Responses	%	Percentage of total respondents
No	231	53.6%	
Yes	200	46.4%	
Total Responses	431		

Q11. How many DE classes has your student taken so far?			
Responses	Responses	%	Percentage of total respondents
1	136	55.3%	
2-4	97	39.4%	
4+	13	5.3%	
Total Responses	246		

Q12. Why does your student take DE classes (choose the primary reason)?			
Responses	Responses	%	Percentage of total respondents
College credit	150	58.4%	
Interested in the course	46	17.9%	
Needed for college application	23	8.9%	
Rigorous coursework/college preparation	61	23.7%	
Other (Please specify)	35	13.6%	
Total Responses	315		

Multiple answers per participant possible. Percentages added may exceed 100 since a participant may select more than one answer for this question.

Q13. In your opinion, do DE classes prepare students for college level courses?			
Responses	Responses	%	Percentage of total respondents
No	45	17.9%	
Yes	200	79.7%	
If some classes do, then please write in which ones:	13	5.2%	
Total Responses	258		

Multiple answers per participant possible. Percentages added may exceed 100 since a participant may select more than one answer for this question.

Q14. Do we offer enough variety in DE classes?			
Responses	Responses	%	Percentage of total respondents
No, we offer too few	116	47.2%	
Yes, we offer enough	124	50.4%	
We offer too many	6	2.4%	
Total Responses	246		

Q15. Select the best response:				
		No	Yes	Total
(a)	Was your student academically prepared to take an DE class?	[27] 10.8% 	[223] 89.2% 	250
(b)	Do you view Advanced Placement and DE courses as equally challenging?	[96] 39.7% 	[146] 60.3% 	242
(c)	Do you have enough information about the DE program?	[80] 32.0% 	[170] 68.0% 	250
(d)	Were the costs of the DE program (books, tests, etc) affordable?	[40] 16.3% 	[205] 83.7% 	245
(e)	Should we change the DE program?	[160] 68.4% 	[74] 31.6% 	234