



OCCUPATIONAL THERAPY

WEEK 6:

Hello Families! Below are some suggested fine and sensory motor activities that you may incorporate in your home learning. Please read through the 3 options and choose the activities that you think are helpful for your child. Some activities are to guide adults, some for adults and students to do together, some for students to do independently. Questions? Please contact me at: diane.stoebe@rentonschools.us

Activity	Flower Bouquet Craft
Materials	Egg carton, Scissors, Pen, Paint set (or crayons), glue.
Skills Targeted	Visual motor control, motor planning, following multi-step directions
Instructions	<p>1. cut out egg carton into sections of 2 or 3</p>  <p>2. Cut out 5 individual sections of the carton.</p> 

3. Use a black marker to draw four lines around the egg carton and cut along the black lines



4. Paint the flower



5. Assemble the flowers with glue and draw stems and leaves to create a bouquet



Modifications

Use egg carton for stems and leaves. Make notes for mom. Parents use less instruction when asking your child to repeat the same steps to create the individual flower.

Activity	Read it, Fix it and Write it.
Materials	Pencil Lined Paper Cut and paste the link below for free printable worksheets as seen below: https://documentcloud.adobe.com/link/track?uri=urn%3Aaaid%3Aascds%3AUS%3A04ec37f2-3cf1-4a16-9f42-e24ecce4649d
Skills Targeted	Visual motor control, letter sizing, spacing, punctuation.
Instructions:	1. Print off worksheets or write a sentence with errors in casing/spacing and/or punctuation.

2. Print or write checklist for self-editing (see bottom of worksheet)
3. Have student correct errors and re-write sentence using best writing.
4. Help them pay special attention to positioning the letters on the line correctly.

Name: _____

**Read it, Fix it
and Write it!**

Directions: Rewrite each sentence correctly.
Begin each sentence with a capital letter and
add punctuation.

The Zoo

1. ben is going to the zoo

2. ben wants to see the lion

3. dad takes ben to see the lion

4. ben saw a monkey at the zoo

5. ben saw a hippo at the zoo

I used capital letters.

I used spaces.

I used punctuation.

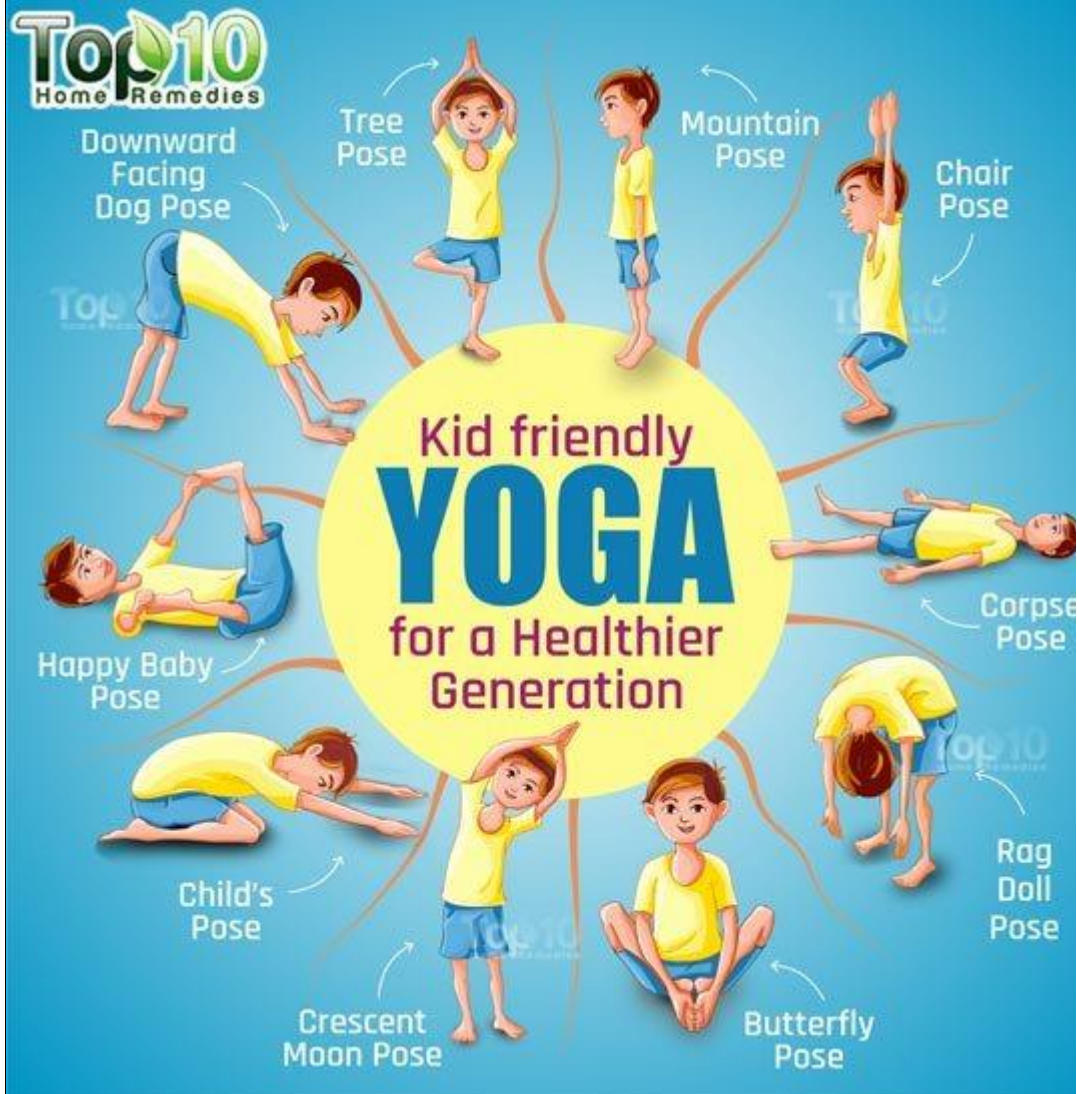



© Teaching Bill Fizz Cent 2016

Modifications: 1. Use sticker or popsicle stick for visual support for spaces between words

Activity	Yoga poses
Materials	Quiet space, music(optional)
Skills Targeted	Physical health and mental mediation

Instructions:



<https://www.top10homeremedies.com/news-facts/kid-friendly-yoga-for-a-healthier-generation.html>

Modifications: Do the pose with your child to model how to do it.
Invite the entire family to participate for their physical and mental health.