


Home Summer Learning Menu for Preschool - Template 1

Picture Walk & Talk

Ask your child to listen to you read a story. Point to the words and pictures as you read. After reading, explain that you want to use the book to go on a picture walk. Summarize the story with the children using the pictures to help guide you. Now, ask your child to pick a familiar book and have them retell you what the story is all about.

Let's Count!

There are many ways to provide your preschooler with counting practice. "Let's count the number of shoes in our shoe bucket. How many oranges are in the bag?"



Listen A *Tiny Seed* by Eric Carle

[Spanish](#) [English](#)

Trying planting seeds in your garden at home or in a paper cup.



Look at the Wooden Duck

[English](#) [Spanish](#)


Read and view the picture and answer the following question. What colors do you see?



Watch: Danny the Dinosaur

[English](#) [Spanish](#)

Write or Draw a story telling what you would do if you could spend the day with a real dinosaur.




Sing a Rhyming Song

Then make up your own Rhyme!

[Down By the Bay by Yoly](#)
[Debajo de un Botón](#)

Example: Have you ever seen a dog the color of a frog, have you ever seen a dog running on a log



Pretend

Pretend to be a bird and build a nest! You can use soft blankets and pillows and add your favorite stuffed animals! Cozy up and read a book in your nest!



Action Counting

Invite children to sign, count, and make movements.

[English](#) [Spanish](#)



Cooking


Making food together is a great language activity (textures, colors, labels) and incorporates literacy (reading pictures on a recipe) and math (counting how many of each item you add to the bag, which bag has more/less) as well.

[Trail Mix Ideas](#)
[Receta para 'trailmix'](#)



Sing an Opposite Song

[Open Shut Them](#)
[Abre Cierra](#)



Rainbow Name Writing! Encourage your child to have fun writing their name.

1. Choose a color and write your name. Say each letter as you write it.
2. Choose another color and trace over your letters.
3. Continue choosing more colors to trace your name.



Go on a [Color Walk](#)



Read at Home

[Reading Tips for Parents](#)

[Reading Tips for Parents in Multiple Languages](#)



Draw a Butterfly

Here is a book about [drawing butterflies](#). Draw together and invite your child to add the details. In the book, you can point out and talk about how the girl is holding her marker as she draws.



Make a Visual Schedule

Routines and schedules can be hard to keep during home learning but are still important for young children. Here is a resource that talks a bit about how to best implement a [Visual Schedule](#) and has some great printable pictures that connect well with Home Learning.

Describe Something Special!

Pick one item that is special to you. Think of 3 things that best describe your item. For example: I love my stuffed kitty: She is soft, she is small, she is grey and white.



Listen to a Story about Colors

Enjoy this Read Aloud



[Brown Bear, Brown Bear What Do You See?](#)
[OSO PARDO, OSO PARDO. ¿QUÉ VES AHÍ?](#)

Funny Pizza making with your family.

Read the recipe and build your funny pizza with your family.

[English](#) [Spanish](#)




I-Spy

Play I-Spy with your child and look for items using advanced descriptive vocabulary like 'squishy' and 'gigantic'.



Sort Rocks

Sorting and categorizing is a great way to work on math concepts. Gather a pile of rocks and sort them by color then size. How else might you sort them?.



Home Summer Learning Menu for Preschool - Template 2

Go outside and Blow Bubbles

Grasping the wand helps build fine motor skills and blowing helps develop oral motor skills. Chase the bubbles and try to pop them as you count.



Sort Objects

Gather several objects of different shapes. Ask your child to sort those objects in different ways. "Can you put all the smooth things over here?" "How else might we sort these things?"



Exploring Signs

Here's a book about [Signs](#). After reading, consider taking a walk and looking for signs in your neighborhood.

[Veo Veo en el Camino](#)



Sensory Fun

Sensory trays are a fun way to explore drawing and writing. [This video](#) focuses on letters, but you can also just encourage exploration and drawing. You could use sand, salt, shaving cream, spices, etc. Your child can practice using her pointer finger and also try paint brushes, tooth picks, straws or other tools to do the writing and drawing



Camping Pretend Play

Consider Dramatic Play Outside. Use your tent and set up a pretend camping scenario, or bring the tent inside to really mix things up and keep it fresh. Here's a Book about [Camping](#) [Vamos a acampar](#) **Some things you might include:** Tent, child sized camp chairs, cooler, snacks, [Printable Signs and Scavenger Hunt](#), flashlights or lanterns, bug catchers (catch and release), hats, [BINOCULARS](#), fishing poles, sticks and rocks, sunscreen, maps, [FAKE CAMPFIRE](#)

Go on a Nature Walk

Bring a small bag along and collect some treasures. When you get back, sort what your child found by size, type, or shape.



Comparing Sizes

Use pieces of string or other like objects of varying sizes. Have your child line the objects up across the floor and put them in order by size. Help your child compare them using words such as "small, smaller, smallest" or "long, longer, longest."



Playdough Fun

[Playdough Activities and Ideas Video](#)



[La plastilina es muy divertida](#)
[Play Dough Fun](#)

Fun with Beans

Fill a plastic bin with dried beans. Add measuring cups, scoops, and paper cups of various sizes. Talk with your child as he works using words such as more and less to compare scoops. "Which one holds more? Which one holds less? How many scoops do you think it will take to fill this container with beans?"



Hopscotch

Build a hopscotch board with chalk outside or masking tape inside. Use the numerals 1 through 10 and practice counting as your child jumps and hops.

I-Spy

Play I-Spy with your child. Look for items that start with a particular letter sound, start with the first letter of his name.




The Rhythm in my Feet

Follow the steps and pattern in the song [English](#) and [Spanish](#)



Explore shadows

Line up some of your child's favorite toys on paper on a sunny day and trace their shadows.



Number Cards

Write the numerals 1-10 on one set of cards. Place stickers on the other set. Help your child match the number of stickers with the written numeral. Collect objects and match the quantity to each card.



My First Picture Puzzle

Find the objects in the picture. [English](#) and [Spanish](#)



Time for Bed

Read a short story before bedtime. [English](#) and [Spanish](#)



Play a Stair-Jumping Game

Invite your child to count the steps as they jump and hop.



Listen to a Story about Shapes

[It Looked Like Spilt Milk](#) then look for shapes and figures in the clouds. Invite your child to draw them. [Spanish](#)



Make a Backyard Bird Feeder

Use acorns or toilet paper tubes covered in peanut butter and bird seed. Watch who comes to enjoy the treat. [Las aves que veré](#) [The Birds I'll See](#)



Laundry Time

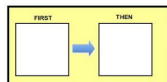
Your child can help by finding matching socks. Talk about the colors or patterns you see on them.



Home Summer Learning Menu for Preschool - Template 3

Create a First-Then Board

A [First-Then Board](#) is a tool to help your child comply with requests. "First we are going to read a book, then you can ride your bike."



Matching Sounds

Place an item in 2 plastic eggs to make matching shakers. Two eggs may have beans, two with screws, and two with rice. Students shake eggs and find the matching sounds.



Number Dice

Play a dice game with your family.

[English](#) [Spanish](#)



Learning About Frogs

Learn about frogs in this short story and picture. Can you draw a picture of a frog?

[English](#) [Spanish](#)

Frog Finger Play- Practice with your family.

[English](#) [Spanish](#)



Treasure Hunt

Hide a treasure somewhere in the house or in the backyard and ask your child to join you for a treasure hunt. Give directions on how to find the treasure. Say you will have to listen to my directions to find the treasure. Continue as long as the students are interested.



Same and Different

How are these pictures the same and different?

[English](#) [Spanish](#)



Listen to Eric Carle

[Reading of the Very Hungry Caterpillar in English and Spanish](#)

By Eric Carle

After watching the story, see if you can find caterpillars out in your yard or the park.



Sing a Song about Your Body

[Head Shoulders Knees and Toes](#)
[Cabeza, hombros, rodillas y pies](#)

Practice body parts, movement, rhyme and rhythm!



Count Money

Dump out your change jar and sort the coins by type, put them in order by size, count them, etc.



[My Money Book](#) [Mi libro sobre el dinero](#)

Play Memory

Play a matching- memory game using family photos.



The Kissing Hand

by Audrey Penn

Listen to and read a story with your family.

[English](#) [Spanish](#)



Pasta Sorting!

Find a variety of dried pasta shapes, mix them all up and sort them into small bowls.



Shape Art

Draw and cut out various shapes in different sizes and colors. On a blank piece of paper or card, arrange the shapes into a picture (e.g. a triangle and square could be arranged to make a house, a circle and rectangle could be arranged to make a tree).



Building Blocks

Create blocks using various cardboard boxes. Encourage your child to use them to build structures.



Pretend play

Use empty containers from your pantry, add some price labels with numerals and set up a 'store'. Take turns being the shopper and the seller. Don't forget to make a shopping list!



Where is Teddy?

Sing and action activity with child and family.

[English](#) [Spanish](#)



Syllable Surprise

Invite children to choose items from a box and clap out the syllables

[English](#) [Spanish](#)



Pattern Play

Make a cereal pattern necklace



It's a Butterfly's Life

[English](#) [Spanish](#)

Read the story. Draw a picture of a butterfly from one of its stages.



Ball Play

Read the book then go outside and explore different ways to play with balls.

[Play Ball](#) [Juguemos a la pelota](#)



Home Summer Learning Menu for Preschool - Template 4

Reading of Harry the Dirty Dog

[English](#) [Spanish](#)



Nesting Boxes

Gather a variety of empty food boxes. Have your child experiment to find out which boxes fit inside one another. Model and encourage the use of correct measurement vocabulary such as longer, shorter, wide, narrow, taller, and shorter. Ask questions like: Can that one fit inside that one? How do you know?

Abby had an Anteater

Letter recognition and singing
[English](#) [Spanish](#)



I-Spy

Play I-Spy with your child and look for items that are specific shapes.



Tooth Brushing

Read this book together then enjoy an extra tooth-brushing session!
[Let's Brush Our Teeth](#)



[Vamos a cepillar los dientes](#)

Making Maracas

Learn how to make Maracas for music fun at home!

[English](#) [Spanish](#)

'Frozen' Themed Yoga!

Enjoy some relaxation and movement with this yoga session for children with a Frozen Themed story



['Frozen' Yoga](#) [Yoga de 'Frozen'](#)

Counting Vegetables

Enjoy the book and during meal times take time to count the vegetables on everyone's plate. Who has the most?



[Cuenta tus verduras](#)
[Count Your Vegetables](#)

Family Book

Help your child make a book about what she likes to do with each family member. Draw and write the words together. This book can give you some ideas.



[Family Time](#)
[Tiempo en familia](#)

Dress Up Parade

Dress up in different clothing and have a dress up parade! Children can use adults' clothing as costumes or create their own.



[Costume Parade](#)
[El desfile de disfraces](#)

Yoga Story Time

Story time with yoga movements!



[Arnold the Ant](#) [Arnold la hormiga](#)

Listen to a Story

Put on your jammies and enjoy this story.



[Llama Llama Red Pajama](#)
[La llama llama rojo pijama](#)

Math in the Bath

Give your child containers of all shapes and sizes and let him pour, drip and measure. Ask him to describe what he's doing, the types of containers he has, and which ones have more or less water.



Listen to a Story about Hand Washing

[Wash Your Hands](#)
[Lávate las manos](#)

Read the book then practice handwashing together.



Muffin Counting

With your child, number the paper muffin tin liners from 1 to 12. Place each liner in a muffin cup while counting out loud, "1, 2, 3 . . . 12"). Ask your child to place in the cup as many buttons or other objects as needed to match the numeral of the cup.



Recycling Bin Shapes

The recycling bin is full of things you can use to talk about two-dimensional and three dimensional shapes. What shape is the paper towel roll? You're right, it's a cylinder. We flattened the cereal box so now it's a 2-D shape. When it was still full of cereal, it was a 3-D shape. How would you describe the oatmeal container?

Number Walk

Read the book then go on a number-searching walk around your neighborhood. What numbers do you see in different places?

1 2 3
4 5 6 7
8 9 10

[Where do you see numbers?](#)
[¿Dónde ves los números?](#)

Circles and Cans

Take out a few cans of food of different sizes from the cupboard. Talk about the shape of the whole can (they are cylinders) and the shape of the top and bottom of the cans (circles). Together with your child, trace each can on a piece of paper. Shuffle the papers and help your child match the cans to the traced circles.

Letter Walk

Go on a letter-searching walk around your neighborhood. What letters do you see in different places?



Shoe Measuring

Have your child use the shoe as a measurement tool. Use math vocabulary such as measure, compare, and length to discuss the objects your child measures. Ask him to find things that are shorter and longer than his shoe. Then try someone else's shoe. How do the measurements change?



Home Summer Learning Menu for Preschool - Template 5

My Clothes Today

Invite your child to join you in front of a mirror. Point out colors and patterns that you notice. Encourage them to name the type of clothes they are wearing. Invite children to draw what they are wearing today. Describe what you see, and ask questions that prompt them to notice details in their clothes and shoes. After drawing, encourage the children to add words to their picture.

Book Cover Memory Game

Ask children to play a memory game with you. Show your child the covers of two or three books and discuss the title, author, and main characters. Place the books on the table in front of your child. Ask them to close their eyes briefly. Remove one book from the table. When the children open their eyes, ask them to identify which book is missing. You can continue the activity, increasing the number of books you use.

Giant Letters

Use logs, sticks, or scrap wood to build giant letters outside. Then walk on them like a balance beam.



Shape Bingo

Create a bingo card with five rows and five columns. Find different shape blocks, rocks, or items in your house to trace on the card boxes. Talk with your child about the shapes that are chosen. Describe the characteristics of each shape. Trace each shape on a square on the bingo card. Draw the rock from a bag and ask your child to match on their bingo card.

The "Me" Book

Show your children some of their photos in family or baby albums. Encourage your child to create their own "Me" book. Have them create a book cover by drawing self-portraits and writing their names on the front of the books. In your book your child can press or trace their hand in their book and make pages about themselves and their family. Read the book at night and throughout the summer.

Look for Signs!

When you are out in the neighborhood, look around for street signs, business signs, and other text. Talk about the letters and words you see.



Number Bingo

[Numbers & Ten-Frames Bingo](#)
Identify and match numbers and quantities from 2 to 10 and claim 3 spaces in a line to win.



Listen to a Counting Song

Use your fingers and count with the song!
[Hickory Dickory Dock](#)
[¡Crash! ¡Canciones infantiles](#)



Garden Party

Invite your child to explore the plants and garden materials. Have your child fill the cup, pot, or bin with soil. Show your child how to remove plants from their pots and plant them in the soil. As you work with the plants, ask questions that encourage your child to think about the quantities of items. Prompt your child to identify and count groups of items.

Make a Pattern

What Comes Next?
Look at the patterns below and think about what comes next. What would the next four objects in the pattern be? Find a pattern around your home or create a pattern of your own.



Number Drums

Write the numerals 1-10 on canned goods. Hand your child a stick and invite her to play the drums as you call out certain numbers. Invite her to put them in order.



Alphabet Matching Eggs

Write the uppercase letters on one side of plastic eggs and the lower case on the other. Mix them up and invite your child to match them.



Ladybug Countdown

Read the story together. Find other items to countdown (cars, birds, snacks)
[English](#) [Spanish](#)



I Love Me

Ask your child what they love to eat, drink, and play.

[English](#) [Spanish](#)



Shapes at Home

Identify shapes in your home. Find basic shapes around the home, such as rectangles in light switches, squares in window panes, and circles in clocks.



Alphabet Sensory Bottles

Fill an old water bottle with water or rice. Add a variety of toys and objects that start with a particular letter. Invite your child to explore and label the items he sees focusing on the initial letter sound.



Giant Numerals

Use logs, sticks, or scrap wood to build giant numerals outside. Then walk on them like a balance beam.



I-Spy

Play I-Spy with your child and look for items that are specific colors.



Watermelon Geoboard

Push some golf tees into a watermelon (or pumpkin) and give it to your child with some rubber bands. Invite her to explore making a variety of shapes.



Short Story About Kittens

Ask your child to draw and write a story about a kitten.

[English](#) [Spanish](#)

Home Summer Learning Menu for Preschool - Template 6

Obstacle course challenge


Design a course throughout your home (going up/down stairs, crawling under tables, etc.).



Feeling Faces

Discuss different feelings with your child and have them practice showing you different emotions such as happy, mad, sad, frustrated.

[English](#) [Spanish](#)



Learn How to Be A Problem Solver

Read this book and talk about how to be a Problem Solver. Look for times during the day when you are being a problem solver.

[English](#) [Spanish](#)


Whose Feet?

Compare feet sizes. Place your foot next to your child's foot and ask her which is longer or bigger. Have a ruler or tape measure on hand to compare the sizes and help her differentiate between long and short, large and small. Trace each other's feet, cut them out and see if your child can identify which tracing belongs to which family member.

Reading of Stellaluna

by Janell Cannon

[English](#) [Spanish](#)



Pairs of Bears

[English](#) [Spanish](#)

Read the story. Look for other pairs on a walk in your neighborhood.



Laundry - Sorting Fun

Work together and sort the laundry in fun ways: find the matching socks, sort by colors, sort by which clothes have buttons and those that don't have buttons, come up with other fun ways to sort your clothes.

Eating Colors

Read the book and at meal time sort your foods by color.



[What colors do you eat?](#)
[¿Qué colores comes?](#)

Number Matching Eggs

Write a numeral on one side of a plastic eggs and draw the corresponding number of dots on the other. Mix them up and invite your child to match them.



Chalk and Rock Letters

Write letters in sidewalk chalk and invite your child to place rocks on the lines. How many rocks does it take to make each letter? How many rocks does it take to make his whole name?



Granola

Read the book and follow the recipe to make yummy granola together.



[Let's Bake Granola](#)
[Vamos a hornear granola](#)

I Spy Bugs

Use this [Printable I Spy Bugs](#) page. One person can describe a bug and the other can look for it. Take turns then go outside and look for real bugs.



Alphabet Drums

Use a marker to write letters on the bottoms of canned goods. Give your child a stick and invite her to play the drums as you call out certain letters. See if she can spell her name by putting the cans in the correct order.



Giant Shapes

Use logs, sticks, or scrap wood to build giant shapes outside. Then walk on them like a balance beam.



Alphabet Walk

Take a walk through the neighborhood and see if you can find something that starts with each letter of the alphabet.



Tucker Turtle

Sensory Bin Letter Sounds

Balloon Tennis

Foam Dough

Marble Run

Teaches Us How to Calm Down

Read the book below and meet Tucker Turtle. Tucker Turtle teaches you how to stop, take a deep breath, and think of a solution.

[English](#) [Spanish](#)



Fill small bins with sand, rice, or sugar then add toys and objects that start with the same sound. Invite your child to explore the material, pull out and name the objects focusing on the initial letter sound.



Make rackets with paper plates and sticks or use a fly swatter to bat a balloon back and forth. Count how many times you can hit it and keep it in the air!



Work with your child to mix 2 parts shaving cream and 1 part cornstarch to make dough with an interesting texture. Use the dough to make letters and numerals.



Gather some cardboard paper towels and toilet paper tubes and some painter's tape and make a marble run on a wall. Explore different ways to get the marble to land in different places.

