

Name: _____ D.O.B.: _____

Allergy to: _____

Weight: _____ lbs. Asthma: [] Yes (higher risk for a severe reaction) [] No

PLACE
PICTURE
HERE

NOTE: Do not depend on antihistamines or inhalers (bronchodilators) to treat a severe reaction. USE EPINEPHRINE.

Extremely reactive to the following foods: _____

THEREFORE:

- [] If checked, give epinephrine immediately for ANY symptoms if the allergen was likely eaten.
- [] If checked, give epinephrine immediately if the allergen was definitely eaten, even if no symptoms are noted.

FOR ANY OF THE FOLLOWING:
SEVERE SYMPTOMS



LUNG

Short of breath, wheezing, repetitive cough



HEART

Pale, blue, faint, weak pulse, dizzy



THROAT

Tight, hoarse, trouble breathing/swallowing



MOUTH

Significant swelling of the tongue and/or lips



SKIN

Many hives over body, widespread redness



GUT

Repetitive vomiting, severe diarrhea



OTHER

Feeling something bad is about to happen, anxiety, confusion

OR A COMBINATION of symptoms from different body areas.



1. **INJECT EPINEPHRINE IMMEDIATELY.**
2. **Call 911.** Tell them the child is having anaphylaxis and may need epinephrine when they arrive.
 - Consider giving additional medications following epinephrine:
 - » Antihistamine
 - » Inhaler (bronchodilator) if wheezing
 - Lay the person flat, raise legs and keep warm. If breathing is difficult or they are vomiting, let them sit up or lie on their side.
 - If symptoms do not improve, or symptoms return, more doses of epinephrine can be given about 5 minutes or more after the last dose.
 - Alert emergency contacts.
 - Transport them to ER even if symptoms resolve. Person should remain in ER for at least 4 hours because symptoms may return.

MILD SYMPTOMS



NOSE

Itchy/runny nose, sneezing



MOUTH

Itchy mouth



SKIN

A few hives, mild itch



GUT

Mild nausea/discomfort

FOR MILD SYMPTOMS FROM MORE THAN ONE SYSTEM AREA, GIVE EPINEPHRINE.

FOR MILD SYMPTOMS FROM A SINGLE SYSTEM AREA, FOLLOW THE DIRECTIONS BELOW:

1. Antihistamines may be given, if ordered by a healthcare provider.
2. Stay with the person; alert emergency contacts.
3. Watch closely for changes. If symptoms worsen, give epinephrine.

MEDICATIONS/DOSES

Epinephrine Brand: _____

Epinephrine Dose: [] 0.15 mg IM [] 0.3 mg IM

Antihistamine Brand or Generic: _____

Antihistamine Dose: _____

Other (e.g., inhaler-bronchodilator if wheezing): _____

PARENT/GUARDIAN AUTHORIZATION SIGNATURE

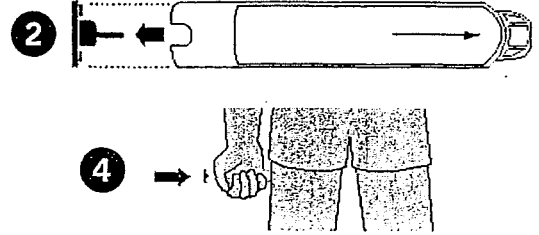
DATE

PHYSICIAN/HCP AUTHORIZATION SIGNATURE

DATE

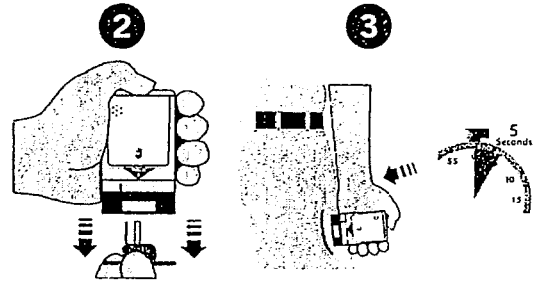
EPIPEN® (EPINEPHRINE) AUTO-INJECTOR DIRECTIONS

1. Remove the EpiPen Auto-Injector from the plastic carrying case.
2. Pull off the blue safety release cap.
3. Swing and firmly push orange tip against mid-outer thigh.
4. Hold for approximately 10 seconds.
5. Remove and massage the area for 10 seconds.




AUVI-Q™ (EPINEPHRINE INJECTION, USP) DIRECTIONS

1. Remove the outer case of Auvi-Q. This will automatically activate the voice instructions.
2. Pull off red safety guard.
3. Place black end against mid-outer thigh.
4. Press firmly and hold for 5 seconds.
5. Remove from thigh.



ADRENACLICK®/ADRENACLICK® GENERIC DIRECTIONS

1. Remove the outer case.
2. Remove grey caps labeled "1" and "2".
3. Place red rounded tip against mid-outer thigh.
4. Press down hard until needle penetrates.
5. Hold for 10 seconds. Remove from thigh.



OTHER DIRECTIONS/INFORMATION (may self-carry epinephrine, may self-administer epinephrine, etc.):

Treat the person before calling emergency contacts. The first signs of a reaction can be mild, but symptoms can get worse quickly.

EMERGENCY CONTACTS — CALL 911

RESCUE SQUAD: _____

DOCTOR: _____ PHONE: _____

PARENT/GUARDIAN: _____ PHONE: _____

OTHER EMERGENCY CONTACTS

NAME/RELATIONSHIP: _____

PHONE: _____

NAME/RELATIONSHIP: _____

PHONE: _____

PARENT/GUARDIAN AUTHORIZATION SIGNATURE

DATE

Reviewed and accepted as IHP for current school year only. Nurse signature and date: _____