



Remote Learning Plan - Week of 11 May-15 May

Fifth Grade

	Monday	Tuesday	Wednesday	Thursday	Friday
READING	<p>McGraw Hill through IXL instructions on page 3 of this remote learning plan.</p> <p>In Language Arts: Skill Plans do Unit 6 Week 3 #1 MATCH CAUSES AND EFFECTS IN INFORMATIONAL TEXTS Tip: When deciding what the cause is, think BECAUSE of this something happened. Cause: Why it happened Effect: what happened Example: Because of the quarantine I am missing my kids. Quarantine is the cause, missing my kids is the effect</p>	<p>Newsela: Live Webcams of Animals and More!</p> <p>Start by reading the instructions completely. -Read the article -Take the vocabulary quiz -Take the comprehension quiz -Respond to the writing prompt and submit</p>	<p>McGraw Hill through IXL instructions on page 3 of this remote learning plan.</p> <p>In Language Arts: Skill Plans do UNIT 5 WEEK 4 #1 DETERMINE THE MAIN IDEA OF A PASSAGE</p> <p>Unit 6 Week 3 #2 MATCH PROBLEMS WITH THEIR SOLUTIONS</p> <p>To find the solution think about what the characters did to fix something that.</p>	<p>Newsela: Turtles Mosey in a Slowpoke Derby</p> <p>Start by reading the instructions completely. -Read the article -Take the comprehension quiz -Respond to the writing prompt and submit</p>	<p>TAKE A BREAK! YOU'VE DONE A GREAT JOB!</p> <p>Share your favorite book with your class during your zoom call, for some good summer reading!</p>
MATHEMATICS IXL	<p>11:00-11:30 Zoom meeting with teacher. We will review instruction on volume.</p> <p>Think Central- 11.9 Homework</p>	<p>Watch videos on Seesaw for new instruction</p> <p>11:00-11:30 Zoom meeting with teacher. We will review new instruction on volume. This is also our class picture day. PLEASE come to the zoom meeting. Let's have everyone there!</p> <p>Math assignment – remote learning template page 6. "Find Volume of a Composed Figures" Page. Do both problems. Show all work! Take a pic and send to your teacher.</p>	<p>11:00-11:30 Zoom meeting with teacher. We will review instruction on volume.</p> <p>Math assignment – remote learning template page 7.</p> <p>Pick any 3 problems on the page to work out and solve. Show all work! Take a pic and send to your teacher.</p>	<p>11:00-11:30 Zoom meeting with teacher. We will review instruction on volume.</p> <p>Quizzes</p>	<p>11-12:00 Zoom Meeting – Class talent Show Even if you aren't sharing a talent, still come to watch. Let's have everyone there!</p> <p>Take a break – You've done a wonderful job this year and improved in so many ways.</p> <p>KEEP PRACTICING YOUR MATH FACTS OVER THE SUMMER!!!!!! Go back to your foundational fluency fact site over the summer to keep those skills fresh.</p>
WRITING	<p>McGraw through IXL instructions on page 3 Go to learning, then language arts, then 5th grade. Make sure you are not in the math section</p> <p>Day 2: Remove the sentences</p>	<p>Newsela writing prompt: Live Webcams of Animals and More!</p> <p>-Read writing prompt carefully -Plan out response thoroughly -Complete the writing prompt</p>	<p>McGraw through IXL instructions on page 3 Go to learning, then language arts, then 5th grade. Make sure you are not in the math section</p> <p>Day 2: Choose the best concluding</p>	<p>Newsela writing prompt: Turtles Mosey in a Slowpoke Derby</p> <p>-Read writing prompt carefully -Plan out response thoroughly -Complete the writing prompt</p>	<p>Optional ~ Write a paragraph about your plans for this coming summer and send it to your teacher.</p>

<p align="center">SCIENCE / SOCIAL STUDIES</p>	<p>Come up with your own experiment. Take notes on:</p> <p>What is the question/purpose of the experiment? Where was the research done? What are your materials? Controls? Variables? What is your hypothesis? What is your experiment? What is your analysis? Write your conclusion.</p> <p>Needs to be written or typed to get credit.</p>	<p>Science: I can't administer an end of unit test for our Earth's Surface unit. So, I would like you to write me a bulleted list of the things you can remember from the unit. We only had a few lessons before the quarantine, but I am hoping to use this as <u>your unit assessment</u>. PLEASE BE THOROUGH. I'm not expecting a list of 200 bullets, <i>but I do want to be able to have an idea of what you learned from the unit. This will be given a rubric grade (1,2,3).</i> Type or handwrite this and send me a picture.</p>	<p>Go to: https://www.brainpop.com/socialstudies/culture/immigration/</p> <p>Watch the 3:19 video paying attention to the meaning of the word "immigration" and the reasons that most people immigrated to the United States.</p> <p>Next, complete the graphic organizer on page 4 of the remote learning template. Take a picture of it and submit it to your teacher. Do your best work!</p>	<p>Go to: https://www.brainpop.com/socialstudies/ushistory/worldwar1/</p> <p>Watch the 3:54 video paying attention to why the U.S. finally entered World War I.</p> <p>Next, complete the graphic organizer on page 5 of the remote learning template. Take a picture of it and submit it to your teacher. Do your best work!</p>	<p>Take a break – Use your extra time to reflect on your amazing 5th grade year!</p> <p>Your teacher loves you!</p> <p>***Don't forget to come and say goodbye next Wednesday (20th) and drop off your device.</p>
<p align="center">Alphabet count down to the end of school (Optional)</p>	<p>5/11 O – Orange day. Bring an orange to your class Zoom meeting for a snack. 5/11 P – Picnic day. Lay a blanket out on the floor and have a picnic during the Zoom meeting.</p>	<p>5/12 Q – Quintessential day. Bring the most quintessential item from your room to your Zoom meeting today. 5/12 R – Red day. Wear as much red as you can for the Zoom call today.</p>	<p>5/13 S – Silly sock, sandals, or sneakers day – wear silly socks, sandals, or sneakers and take a picture. Send the picture to your teacher today. 5/13 T – Talking day. We will have a specified time in our class Zoom meeting for talking. 5/13 U – U.S.A day. Wear red, white, and blue! We will sing the National Anthem at our class Zoom meeting today.</p>	<p>5/14 V - Video day. Enjoy our SS video today. Eat some popcorn and listen :) 5/14 W – Wacky Wear day. Wear a wacky clothes combination to your class Zoom meeting. 5/14 X – X-traordinary Field Day. Before our Zoom call today, you and your family are welcome to participate in any of the activities listed on the Field Day Fun sheet on page 6 of the remote learning template. You can take pics or videos and share the fun at our class Zoom meeting.</p>	<p>5/15 Y – “You’ve Got Talent!” Be amazed at our 5th grade talent show. Come to our class Zoom meeting today prepared to share a talent with the class. Your talent needs to be school appropriate. If your talent is outside (dirtbiking, skateboarding, karate in your dojo) you can record a video and share it with the class. 5/15 Z – Zip up your “imaginary” backpack and Zoom into summer! <u>LAST DAY OF 5TH GRADE! :)</u></p>
<p align="center">Extension Ideas (Optional)</p>	<p>Pick one of these activities and share your experience by taking a picture or a video. Bake something, Do a puzzle, Find a science experiment and recreate it, Build a fort, Create/play minute to win it games, Go on a walk or hike, Create an obstacle course, Try a new sport, Create a scene using sidewalk chalk and take a picture of yourself in it, Use string to create a laser beam obstacle course, Make a movie, Make a music video, Find an example of static electricity in your house, Paint rocks to put in your yard, Read a book, Write a story</p> <p align="center">Continue to submit your work through Seesaw (or email if needed).</p>				

How to access programs from home

McGraw hill in IXL	Newsela	Go math (Think Central)	SAFARI
<ul style="list-style-type: none"> • Go to student resources on the Snow Horse web page and click on IXL • Log into IXL with your username and password. Do not use the app. • In the Learning page click on Language Arts. • Click on Skill Plans. • Scroll down to Textbook skill plans. • Click on 5th under Reading Wonders • (Your antler guy will show up) • Click on the unit • Scroll to the correct week and skill 	<ul style="list-style-type: none"> • Go to the student resources on the Snow Horse web page click on clever • Log into clever with your normal username and password • Scroll down to the blue app labeled Newsela • Click on log in with clever • Go to assignments and look for the assigned materials and follow the instructions 	<ul style="list-style-type: none"> • Go to the student resources on the Snow Horse web page click on clever • Log into clever with your normal username and password • Scroll down and click on the app Think Central • Once in click on things to do • Then click on the assignment for the day 	<p>GO TO http://media.davis.k12.ut.us</p> <p>Enter Username and password</p> <p>Click in the search box in the top left corner the name of the video</p>

Wednesday Immigration – Watch Video

1) Define the word

"immigrant": _____

2) The United States can be an

attractive destination for

immigrants. What are the three main reasons people immigrated to the US in the 1800's?

1- _____

2- _____

3- _____

Thursday World War I – Watch Video

1) Fill in the blanks:

The United States entered World War I in 1917. This is because Woodrow Wilson decided to take action due to these events:

-In May of 1915, a _____ sub sank the ship named _____ and killed many Americans.

-In February of 1917, the _____ telegram was discovered.

-In 1917, _____ pulled out of the war leaving the Allied forces desperate for help. The U.S. joined the _____ forces in _____ of 1917.

Math

Assignment -

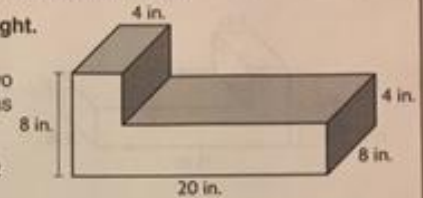
Tuesday

Find Volume of Composed Figures

A composite figure is a solid made up of two or more solids. To find the volume of a composite figure, first find the volume of each solid that makes up the figure. Then find the sum of the volumes of the figures.

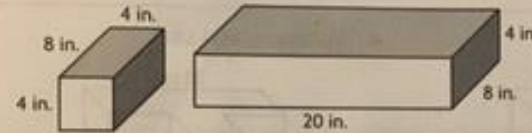
Find the volume of the composite figure at right.

Step 1 Break apart the composite figure into two rectangular prisms. Label the dimensions of each prism.



Prism 1

Prism 2



Step 2 Find the volume of each prism.

Prism 1

$$V = (l \times w) \times h$$

$$V = 4 \times 8 \times 4$$

$$V = 128 \text{ in.}^3$$

Prism 2

$$V = (l \times w) \times h$$

$$V = 20 \times 8 \times 4$$

$$V = 640 \text{ in.}^3$$

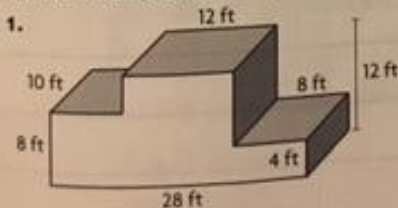
Step 3 Find the sum of the volumes of the two prisms.

$$\begin{array}{r} \text{Volume of Prism 1} + \text{Volume of Prism 2} = \text{Volume of Composite Figure} \\ 128 \text{ in.}^3 + 640 \text{ in.}^3 = \text{Volume of Composite Figure} \\ 768 \text{ in.}^3 = \text{Volume of Composite Figure} \end{array}$$

So, the volume of the composite figure is 768 in.^3

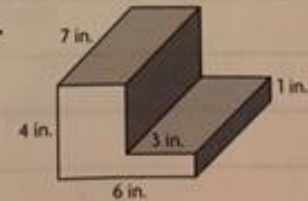
Find the volume of the composite figure.

1.



$V =$ _____

2.

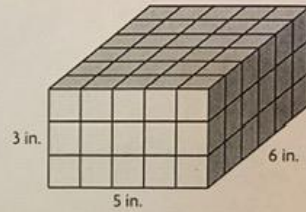


$V =$ _____

Math Assignment- Wednesday

18. Donald used 1-inch cubes to make the rectangular prism shown. For numbers 18a-18d, write the value that makes each statement true. Each value can be used more than once or not at all.

1 3 5 6 14 30 90 120



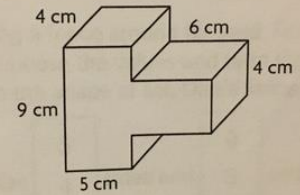
18a. Each cube has a volume of _____ cubic inch(es).

18b. Each layer of the prism is made up of _____ cubes.

18c. There are _____ layers of cubes.

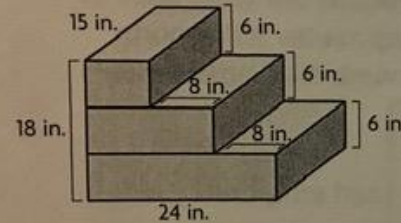
18d. The volume of the prism is _____ cubic inches.

14. A composite figure is shown. What is the volume of the composite figure?



Volume = _____ cubic centimeters

4. What is the volume of the composite figure?



_____ cubic inches

10. A shipping container holds 40 tissue boxes. The dimensions of a tissue box are 4 inches by 6 inches by 3 inches. For numbers 10a-10c, select True or False for each statement.

10a. Each tissue box has a volume of 72 cubic inches. True False

10b. Each container has a volume of about 1,440 cubic inches. True False

10c. If a container could hold 48 tissue boxes, the volume of the container would be about 624 cubic inches. True False

16. A shipping container has a volume of 2,880 cubic inches. Which could be the dimensions of the container? Mark all that apply.

A 10 in. by 12 in. by 24 in. C 12 in. by 15 in. by 18 in.

B 12 in. by 12 in. by 20 in. D 10 in. by 16 in. by 20 in.

Field Day Fun! May 14th

Today is our Xtraordinary Field Day!

Below is a list of activities you can do anytime this week. You can choose several of these, or you can make up your own fun! If you want to take pictures or videos of you doing the events you can share them at our Zoom meeting on Thursday. Have fun! Get your family involved!

Celebrate your Fabulous Fifth Grade Year!

Enjoy this Stupendous Start to Summer!!!!

Create your own obstacle course

Play "floor is lava"

Treasure Hunt: Give each team a set of clues, whoever gets to the end first wins.

Watch Me:

Go from laying down to sitting while balancing a half a cup of water on forehead without hands

Dirty Squirts: Getting into teams of two, tie the partners together back to back. Blindfold one partner, and give them a squirt bottle (exercise bottle, ketchup bottle, dish soap bottle, whatever squirts). The other partner must try to guide them to "attack" another team on the field, by telling their partner to squirt when in range of another team. You can make this more fun by filling the squirt bottles with ketchup, colored soaps, powder, syrups, etc. or just use water

Soaking Wet Sweatpants

Relay: Literally exactly what it sounds like. Get a pair of sweatpants, soak them, and then have players put them on while completing the race. If working in teams, have the person take the wet pants off, hand them to the next player who resoaks them and so on.

Eating contest: see who can eat the most watermelon

Water Balloon Toss

Play hopscotch

Pillowcase race

Castle build: Split into two teams and race to build the best or tallest castle/tower using whatever items you choose.

Egg Toss: Pair off and line up across from one another. Toss their egg, then take two steps back to increase the distance from one another at each round. Continue until there is only one team left.

Dance And competition: One person starts with a dance move, the next person copies it and adds on to it, and so on until someone messes it up

Ping Pong Ball Blow: Using a silicone straw, players must blow on their ping pong ball to move it through the course without going out of bounds and crossing the finish line first.

Watermelon roll: See who can roll a watermelon through an obstacle course the fastest

Blind Man Volleyball (BMV): String up a rope to two poles and throw a parachute or tarp over it (You can also use a volleyball net) to play a game of volleyball where you can't see the other team

Jump the Creek: Create a "creek" using a slip

Trickster: Chug glass of water while balancing on one foot and doing a bicep curl with the other arm

Cotton Ball Race: Put a bunch of cotton balls in a bowl. Put Vaseline on your nose. Bob for cotton balls with only your nose, then run to the other side of the course to the empty ball and remove the cotton balls. Hands are optional.