



Heritage Elementary 3rd Grade Outreach Learning May 11th – 15th

Click on our picture for a message from your principals and the books to listen to our read alouds:



Haga clic en nuestra imagen para ver un mensaje de sus directores y los libros para escuchar nuestras lecturas en voz alta:



English Message



Spanish Message



Counselor's Corner: <https://www.smores.com/u2487-counselor-s-corner>

Nurse's News: <https://www.smores.com/sdkf6>

If your child receives Special Education, Section 504, or Dyslexia services, services will be addressed weekly by your child's teacher via email.
Si su hijo recibe servicios de Educación Especial, Sección 504 o Dislexia, la maestra de su hijo se ocupará semanalmente de los servicios por correo electrónico.

If there are any questions, please feel free to email your child's teacher at:

Si tiene alguna pregunta, favor de enviar un correo electrónico al maestra/o de su hijo a:

carterj@lpsd.org

quevaram@lpsd.org

ripleyc@lpsd.org

west@lpsd.org

3rd Grade Office Hours/Horario de oficina para las maestras de 3o grado: 10 am - 2 pm

Grades/Grados:

Assignments for the week of May 11-May 15, 2020 are due on Monday, May 18, 2020 by 8:00 a.m.

Las asignaciones para la semana del 11 al 15 de mayo de 2020 vencen el martes 18 de mayo de 2020 a las 8:00 a.m.

Reading/Language Arts

Objective(s): Reading: Students will review nonfiction text features.

Objectives for English Language Learners: Students will listen to a variety of media such as audio and video to build and reinforce concept in language attained. (2F)

Weekly Activities:

Monday: Students will review text features video and complete labeling activity.

Tuesday Students will match text features with their definition.

Wednesday: Students will complete text features quiz.

Thursday: Students will complete ADD YOUR OWN TEXT FEATURE ACTIVITY.

Friday: Students will finish any unfinished work.

Assessment(s): definition sort, text features quiz

Objective(s): Grammar/Writing: Students Will review dialogue and quotation marks.

Objective for English Language Learners: speak using grade-level content area vocabulary in context to internalize new English words and build academic language proficiency. [3D]

Weekly Activities:

Monday: Review dialogue with PowerPoint and complete Turkey Dialogue Activity.

Tuesday: Watch quotation marks video and complete quotation marks activity.

Wednesday: Complete Find and Highlight dialogue activity.

Thursday: Complete sentence writing using quotation marks.

Friday Finish Friday – Complete any unfinished work!

Assessment(s): quotation mark activity, find and highlight dialogue, writing sentences with quotation marks.

Objetivos: Lectura: Los estudiantes repasara características de no ficción.

Objetivos para los estudiantes del aprendizaje de inglés: Los estudiantes escucharán una variedad de medios como audio y video para construir y reforzar el concepto en el lenguaje alcanzado. (2F)

Actividades semanales:

Lunes: Ver video para repaso y completar actividad de dialogo.

Martes: Los alumnos harán coincidir las entidades de texto con su definición.

Miércoles: Los estudiantes completarán el cuestionario de características de texto.

Jueves: Completar actividad- ADD YOUR OWN TEXT FEATURE

Viernes: terminar trabajos

Evaluación(es): definiciones, examen de textos de no ficción

Objetivo(es): Gramática: Los estudiantes repasarán el dialogo.

Objetivos para los estudiantes del aprendizaje de inglés: hablar usando vocabulario de área de contenido de nivel de grado en contexto para internalizar nuevas palabras en inglés y desarrollar el dominio del idioma académico. [3D]

Actividades semanales:

Lunes: Ver PowerPoint para repasar.

Martes: Ver video para repasar y completar actividad de comillas.

Miércoles: Completar Find and Highlight Dialogue.

Jueves: Escribir oraciones con comillas.

Viernes: Completar trabajos que no ha terminado.

Evaluación(es): actividad de comillas, oraciones con comillas, find and highlight dialogue

Mathematics

TEKS Standards & ELPS: ELPS-1A TEK 2A 2B 2C

Student-Friendly Objective: The students will compose and decompose numbers to the 100,000 place.

Monday

DAILY WARM UPS WEEK 16 DAY 1

Watch: Study Island STAAR COMPOSE AND DECOMPOSE NUMBERS Lesson

Xtramath.org Complete Daily Progress quiz and Race the Teacher

Tuesday

DAILY WARM UPS WEEK 16 DAY 2

Complete-Study Island STAAR COMPOSE AND DECOMPOSE NUMBERS Practice GRADE

Xtramath.org Complete Daily Progress quiz and Race the Teacher

Wednesday

DAILY WARM UPS WEEK 16 DAY 3

Xtramath.org Complete Daily Progress quiz and Race the Teacher

Thursday

Complete-DAILY WARM UPS WEEK 16 ASSESSMENT GRADE *Please take a picture, when complete and send it to your teacher.

Xtramath.org Complete Daily Progress quiz and Race the Teacher

Friday

FINISH UP FRIDAY!

Please review the list below of previous lessons. Go back and complete any assignments that you have missed.

If you are all caught up, enjoy Friday math free!! :)

Math:

STUDY ISLAND:

STAAR 2D SHAPES

STAAR 3D SHAPES

STAAR FRACTIONS

STAAR DATA AND GRAPHS

STAAR ODD AND EVEN

STAAR TIME

STAAR MONEY

STAAR MULTIPLICATION

STAAR CAPACITY

STAAR PATTERNS

DAILY WARM-UPS:

WEEK 10 ASSESSMENT

WEEK 11 ASSESSMENT

WEEK 12 ASSESSMENT

WEEK 13 ASSESSMENT

WEEK 14 ASSESSMENT

WEEK 15 ASSESSMENT

Lunes: Daily Warm up Semana 16 Dia 1

Ver la lección en STUDY ISLAND STAAR COMPOSE AND DECOMPOSE NUMBERS

Xtramath.org Complete Daily Progress quiz and Race the Teacher

Martes: Daily Warm up Semana 16 día 2

Completar-Study Island STAAR COMPOSE AND DECOMPOSE NUMBERS Practice

Xtramath.org Complete Daily Progress quiz and Race the Teacher

miércoles: DAILY WARM UPS semana 16 Dia 3

Xtramath.org Complete Daily Progress quiz and Race the Teacher

Jueves: Completar-DAILY WARM UPS semana 16 ASSESSMENT GRADE *Mande una foto a la maestra con el trabajo

Xtramath.org Complete Daily Progress quiz and Race the Teacher

Viernes: Completar trabajos que no ha hecho- Vea la lista arriba

| Science | Social Studies |
|--|---|
| <p>STEMscopes (English/Español) Base Curriculum</p> <p>Obectives: 7A/7B – investigate rapid changes in the Earth’s surface Objectives for English Language Learners: : Students will listen to a variety of media such as audio and video to build and reinforce concept in language attained. (2F)</p> <p>Weekly Activities: Students are going to watch the video and complete the test over Natural Resources. This material is on Study Island. Assessment(S): Study Island Natural Resources Test</p> | <p>Studies Weekly (English)</p> <p>Objective(s): 14B – students will identify and analyze the heroic deeds of individuals</p> <p>Objectives for English Language Learners: Students will listen to a variety of media such as audio and video to build and reinforce concept in language attained. (2F)</p> <p>Weekly Activities: Students will go on Seesaw and do the lesson titled Needs/Wants Sort. They will do the lesson and submit it back for teacher approval.</p> |
| <p>Obectivos: 7A/7B – investigar cambios rápidos en la superficie de la Tierra Objetivos para los estudiantes de inglés: Los estudiantes escucharán una variedad de medios como audio y video para construir y reforzar el concepto en el lenguaje alcanzado. (2F)</p> <p>Actividades semanales: Los estudiantes van a ver el video y completar la prueba sobre Recursos Naturales. Este material está en STUDY ISLAND.</p> <p>Evaluación(S): Prueba de Recursos Naturales en STUDY ISLAND</p> | <p>Assessment(s): Seesaw assignment – Needs/Wants Sort</p> <p>Objetivo(es): 14B – los estudiantes identificarán y analizarán las hazañas heroicas de las personas Objetivos para los estudiantes de inglés: Los estudiantes escucharán una variedad de medios como audio y video para construir y reforzar el concepto en el lenguaje alcanzado. (2F)</p> <p>Actividades semanales: Los estudiantes irán a Seesaw y harán la lección titulada Necesidades/Quieres ordenar. Ellos harán la lección y la enviarán de vuelta para la aprobación del maestro.</p> <p>Evaluación(es): Ver asignación – Necesidades/Quieres Ordenar</p> |

Coach Hatfield and Ms. Lupold have your 8th Set of lessons and activities here!
Stay strong physically and in your heart as you exercise, play and make music a new way!
Live links to more lessons are on the pages below the lesson plan text boxes.

If there are any questions, please feel free to email:

P.E. Coach at: hatfieldt@lpisd.org for physical education questions

Office hours for P.E. are: 9:00-11:00 and 1:00-3:00 Monday – Friday

Coaches' Message: Stay Fit! Be Active!

Music/Art Teacher at: lupoldj@lpisd.org for questions about music or art

Office hours for MUSIC & ART are: 9:00-11:00 and 1:00-3:00 Monday - Friday

Fine Arts Message: Lessons on Quaver are the required lessons for Music. This week will also include Enrichment and Extension lessons with links to sites for more music and art experiences.

Music & Art - Week 8 – May 11-15

Objective(s): Dances for this week are **The Bunny Hop** and **The Chicken Dance!** Learn more about musical instruments and how to draw them.

Symphony members and video producer of The Piano Guys.

Weekly Activities: Dance; Learn about Musical Instruments; Art: Draw, paint or create a 3-D version of your favorite instrument! Or, you can invent a new instrument!

Grades 4 & 5: Students will join live performances via TEAMS with Houston Symphony members and Piano Guys Video Producer!

Grades K -5 Learn about musical instruments:

Here is a great video about a little boy who must discover which instrument he likes best to choose what he will play in the orchestra. This book by actor, John Lithgow "The Remarkable Farkle McBride", is narrated by the author in this video:

<https://www.youtube.com/watch?v=oM5pmq5nr1Q>

Musical Instrument Drawing Tutorials Step-By-Step How to Guide: Choose your favorite instrument to draw and color. There are 4 pages with tutorials that you can click on to play a video guide on how to draw the instrument of your choice:

https://www.drawingtutorials101.com/Others/Musical-Instruments-drawing-tutorials/pg_1

Open the link, go to the page where your favorite instrument is located. Click on "View Tutorial". When it opens, simply scroll down the page for instructions to draw the instrument of your choice.

4th Grade Only: Teachers will send an invitation to the concert hosted on TEAMS! This will be on Tuesday, May 12!

For your live performance with Craig Knudson, the video producer of the Piano Guys, read and learn about the piano and a sample of Craig's performance.

https://www.yamaha.com/en/musical_instrument_guide/piano/play/

Then click below to listen to your guest performer Craig Knudson:

<https://www.youtube.com/watch?v=Okb0hF-Sh0s>

5th Grade only: Teachers will send an invitation to the concert hosted on TEAMS! This will be Wednesday Afternoon, May 13!

For our live performances you'll need to know a little about the **marimba**. Brian del Signore, Principal Percussionist for the Houston Symphony will perform this week.

Read about the tuned percussion instrument the Marimba + Demonstrations:

https://www.yamaha.com/en/musical_instrument_guide/marimba/play/

Music Enrichment: Study a new Musical Style on Quaver Music

ART LESSON: Draw and/or paint your favorite instrument. Or Make up one!

Physical Education – Week 8 – May 11-15

Objective(s): Describe and select physical activities that provide opportunities for enjoyment and challenge. Cardiovascular endurance, Upper body, abdominal and legs' muscles' strength and endurance. Rhythm, timing, body coordination, travelling in different ways without falling, demonstrate clear contrast between slow and fast movement when travelling.

English Language Learners Objectives: Listen to and derive meaning from variety of media such as audio, videos and pictures to build and reinforce concepts and language attainment.

Weekly Activities:


I made some video recording of games on Tuesday, Wednesday and Thursday, please check it out.

Daily Exercise from P.E. Menu and List of Daily choices – See Below

Assessment(s): Print Fitness Log sheet or create your own with notebook paper or copy paper. Scan or email a photo of the completed log to hatfieldt@lpisd.org.

Pick one of the daily exercises or choose an exercise to do from the daily choices list on the bottom.

Stay Fit! And Be Active!

| Monday | Tuesday | Wednesday | Thursday | Friday |
|--|---|--|---|--|
| <p><u>Drumming with pillow on the floor (Don't hit your tiles or wooden floor, hit the pillow). Ask parent/adult for permission.</u> You can use of one of the following as your drumsticks: Wooden/plastic spatula, wooden/plastic clothe hangers, foam noodle (cut in half), paper towel empty rolls, use your hands, drumsticks if available. Click the link below. https://www.youtube.com/watch?v=6FIITuW7TKs</p> | <p><u>Bottle Flip Challenge.</u> Click the link below. https://www.youtube.com/watch?v=x_hGi-FqUAE</p> | <p><u>Foot Dribbling and Trapping.</u> Click the link below. https://www.youtube.com/watch?v=efZaxeS96Ng</p> | <p><u>Waddle Race.</u> Click the link below. https://www.youtube.com/watch?v=1xqhNlljVCo</p> | <p>Dace Work Out – “You’re The one that I want”- GREASE. Click the link below. https://www.youtube.com/watch?v=Q7aLjjkB9JQ</p> |
| <p>Or</p> | <p>Or</p> | <p>Or</p> | <p>Or</p> | <p>Or</p> |
| <p>Click the link below. https://www.youtube.com/watch?v=6Te-rY0uzHM</p> | <p>Complete Color by Fitness Pages 1 & 2. https://www.mrwillpe.com/uploads/7/5/8/2/75820545/color_by_fitness_2.pdf</p> | <p>Complete Color by Fitness Pages 3 & 4 https://www.mrwillpe.com/uploads/7/5/8/2/75820545/color_by_fitness_2.pdf</p> | <p>Color by Fitness Pages 5 & 6 https://www.mrwillpe.com/uploads/7/5/8/2/75820545/color_by_fitness_2.pdf</p> | <p>Zumba Dance Party. Click the video below.</p>  |

Daily Choices: Run up and down your stairs for 10 minutes
50 Jumping Jacks / jump rope
Do some gardening (rake leaves and pull weeds)
Take a Family Walk or Ride Bike for 30 minutes

Vacuum or Sweep and Mop the entire house
Dust all the Windows and Furniture
Help with laundry/ fold clothes
Arrange closet/dresser and shoe racks



Music and Art Links



Enrichment Lesson: Quaver Music Lessons:

Please use **Clever** to sign into Quaver to continue learning on Quaver.

If you would like some music to learn more about interesting performers you can check out these videos of some great music!

<https://www.youtube.com/watch?v=nJly3laTg3w>

<https://www.youtube.com/watch?v=hfvehnyCQKU>

<https://www.youtube.com/watch?v=0VqTwnAuHws>

Because YOU are as beautiful as a diamond – Shine Bright!

<https://www.youtube.com/watch?v=fleKy8mD-1k>



Springtime Bunnies and Chicks are Dancing!

The Bunny Hop (1957) American Folk Dance

<https://www.youtube.com/watch?v=R7rQVQNRreAE>

The Chicken Dance

Introduction from the Texas Hill Country:

<https://www.youtube.com/watch?v=Ptpofl1dqH0>

Full Chicken Dance Video:

<https://www.youtube.com/watch?v=npp1z32idrc>

The Native American Chicken Dance

<https://www.youtube.com/watch?v=dxD8e5q3T9g>

Native American Hoop Dance

<https://www.youtube.com/watch?v=pFfBrCyHfWs>

Art Challenge:

Musical Instrument Drawing Tutorials Step-By-Step How to Guide: Choose your favorite instrument to draw and color.

https://www.drawingtutorials101.com/Others/Musical-Instruments-drawing-tutorials/pg_1

Make Your Own Instrument with all those Toilet Paper rolls, boxes and paper or plastic plates. Here are some suggestions:

<https://www.youtube.com/watch?v=pFfBrCyHfWs> (or any other video help to create something fun and fabulous)