



Heritage Elementary First Grade Outreach Learning May 11-15

Click on our picture for a message from your principals and the books to listen to our read alouds:



Haga clic en nuestra imagen para ver un mensaje de sus directores y los libros para escuchar nuestras lecturas en voz alta:



English Message



Spanish Message



Counselor's Corner: <https://www.smores.com/u2487-counselor-s-corner>

Nurse's News: <https://www.smores.com/sdkf6>

If your child receives Special Education, Section 504, or Dyslexia services, services will be addressed weekly by your child's teacher via email. Si su hijo recibe servicios de Educación Especial, Sección 504 o Dislexia, la maestra de su hijo se ocupará semanalmente de los servicios por correo electrónico.

If there are any questions, please feel free to email your child's teacher at:

Si tiene alguna pregunta, favor de enviar un correo electrónico al maestra/o de su hijo a:

balderase@lpsd.org

codym@lpsd.org

gonzalezl@lpsd.org

hargroves@lpsd.org

traylor@lpsd.org

1st Grade Office Hours/Horario de oficina para las maestras de 1a grado: 8-10 am and 1-3 pm

Grades/Grados:

Assignments for the week of May 11-May 15, 2020 are due on Monday, May 18, 2020 by 8:00 a.m.

Las asignaciones para la semana del 11 al 15 de mayo de 2020 vencen el martes 18 de mayo de 2020 a las 8:00 a.m.

Reading/Language Arts

HMH: Into Reading

Objective(s): The students will read a poem and a folktale. They will use the illustrations to help them understand and retell the story.

Objectives for English Language Learners: 41

Weekly Activities:

Monday:

IRead 30 minutes

Epic 30 minutes

Read Which Part Do We Eat? (HMH Reading)

Tuesday:

IRead 30 minutes

Epic 30 minutes

Take Selection Quiz on Which Part Do We Eat? (HMH Reading) **Grade**

Wednesday:

IRead 30 minutes

Epic 30 minutes

Read The Talking Vegetables (HMH Reading)

Thursday:

IRead 30 minutes

Epic 30 minutes

Take Selection Quiz on The Talking Vegetables (HMH Reading) **Grade**

Friday:

IRead 30 minutes

Epic 30 minutes

Take the Weekly Assessment (HMH Reading) **Grade**

Spelling Practice: her, fern, girl, sir, stir, bird, fur, hurt, turn, third

Review: horn, fork, story, score

Mathematics

IXL

Objective(s): The students will practice subtraction up to 20.

Objectives for English Language Learners: 4C

Weekly Activities:

Monday:

IXL H.9 "Subtraction sentences using number lines – up to 20"

Tuesday:

IXL H.10 "Subtraction facts – up to 20"

Wednesday:

IXL H.11 "Make a number using subtraction – up to 20"

Thursday:

IXL H.12 "Complete the subtraction sentence – up to 20" **Grade**

Friday:

IXL H.13 "Subtraction word problems – up to 20" **Grade**

Science

[STEMscopes \(English\)](#)

Objective(s): The student is expected to compare ways that young animals resemble their parents; AND observe and record life cycles of animals such as a chicken, frog, or fish.

Objectives for English Language Learners: 3C

Weekly Activities:

Wednesday: Students will review animal life cycles by viewing picture vocabulary cards- animal life cycle. Students will also listen to Frog Life Cycle on Epic. **Students will then draw frog life cycle on a paper plate and send picture to their teacher (10 extra points)**

Thursday: Review life cycles and complete concept containment quiz- animal life cycles **(grade)**

Friday: Review life cycles and complete post assessment- animal life cycles **(grade)**

Assessment(s): concept containment quiz- animal life cycles and post assessment- animal life cycles

Social Studies

[Studies Weekly \(English\)](#)

Objective(s): The student will locate places using the four cardinal directions. Identify and describe the physical characteristics of a place such as landforms, bodies of water, natural resources, and weather.

Objectives for English Language Learners: (4.F.1)

Weekly Activities:

Monday: Watch the *BrainPop Jr* video titled *Reading Maps*. Then, take the easy quiz to review what you learned.

Tuesday: Login to Studies Weekly. The student will read and/or listen to the Studies Weekly Week 12: Maps. The student will also watch the content connection video on [U. S. Physical Features](#). Then, the student will complete the online test **Maps. (Grade)**

Assessment(s): Maps Test

Lectura/Artes del lenguaje

[HMH: ¡Arriba la Lectura!](#)

Objetivo(s): Los estudiantes leerán un poema y un cuento popular. Usarán las ilustraciones para ayudarles a comprender y volver a contar la historia.

Objetivos para los estudiantes del idioma inglés: 4.1

Actividades Semanales:

lunes:

IRead 30 minutos

Epic 30 minutos

Leer [Which Part Do We Eat?](#) (HMH Reading)

martes:

IRead 30 minutos

Epic 30 minutos

Tomar prueba de [Which Part Do We Eat?](#) (HMH Reading) **(Calificación)**

miércoles:

IRead 30 minutos

Epic 30 minutos

Leer [The Talking Vegetables](#) (HMH Reading)

jueves:

IRead 30 minutos

Epic 30 minutos

Tomar prueba de [The Talking Vegetables](#) (HMH Reading) **(Calificación)**

viernes:

IRead 30 minutos

Epic 30 minutos

Tomar prueba de Weekly Assessment (HMH Reading) **(Calificación)**

Práctica de ortografía: her, fern, girl, sir, stir, bird, fur, hurt, turn, third

Review: horn, fork, story, score

Matemáticas

[IXL](#)

Objetivo(s): Los estudiantes practicarán la resta hasta 20.

Objetivos para los estudiantes del idioma inglés: 4C

Actividades Semanales:

lunes:

IXL H.9 "Subtraction sentences using number lines – up to 20"

martes:

IXL H.10 "Subtraction facts – up to 20"

miércoles:

IXL H.11 "Make a number using subtraction – up to 20"

jueves:

IXL H.12 "Complete the subtraction sentence – up to 20" **(Calificación)**

viernes:

IXL H.13 "Subtraction word problems – up to 20" **(Calificación)**

Ciencias

[STEMscopes \(Español\)](#)

Objetivo(s): Se espera que el estudiante compare las formas en que los animales jóvenes se parecen a sus padres; Y observe y registre los ciclos de vida de animales tales como gallinas, ranas o peces.

Objetivos para los estudiantes del idioma inglés: 3C

Actividades Semanales:

miércoles: Los estudiantes revisarán los ciclos de vida de los animales al ver picture vocabulary cards- animal life cycle. Los estudiantes revisan los ciclos de vida de los animales al ver Frog Life Cycle en Epic. **Luego, los estudiantes dibujarán el ciclo de vida de la rana en un plato de papel y enviarán una imagen a su maestro (10 puntos extra)**

Thursday: Revisar ciclos de vida y completar concept containment quiz- animal life cycles **(Calificación)**

Friday: Revisar ciclos de vida y completar post assessment- animal life cycles **(Calificación)**

Evaluación(es): concept containment quiz- animal life cycles and post assessment- animal life cycles

Estudios Sociales

[Studies Weekly \(Español\)](#)

Objetivo(s): El estudiante localizará lugares usando las cuatro direcciones cardinales. Identificará y describirá las características físicas de un lugar, tales como los accidentes geográficos, cuerpos de agua, recursos naturales y el clima.

Objetivos para los estudiantes del idioma inglés: (4.F.1)

Actividades Semanales:

Lunes: El estudiante verá un video en *BrainPopJr* sobre los mapas titulado *Reading Maps*. Después haz la prueba fácil para repasar lo que aprendiste.

Martes:

Inicie sesión en *Studies Weekly*. Lee y/o escucha los Estudios Semanales Semana 12: Mapas. El estudiante también verá el video de contenido sobre los [Rasgos Físicos de Los Estados Unidos](#). Después, el estudiante completará el examen de los **Mapas. (Calificación)**

Evaluación(es): Examen Mapas

Coach Hatfield and Ms. Lupold have your 8th Set of lessons and activities here!
Stay strong physically and in your heart as you exercise, play and make music a new way!
Live links to more lessons are on the pages below the lesson plan text boxes.

If there are any questions, please feel free to email:

P.E. Coach at: hatfieldt@lpisd.org for physical education questions

Office hours for P.E. are: 9:00-11:00 and 1:00-3:00 Monday – Friday

Coaches' Message: Stay Fit! Be Active!

Music/Art Teacher at: lupoldj@lpisd.org for questions about music or art

Office hours for MUSIC & ART are: 9:00-11:00 and 1:00-3:00 Monday - Friday

Fine Arts Message: Lessons on Quaver are the required lessons for Music. This week will also include Enrichment and Extension lessons with links to sites for more music and art experiences.

Music & Art - Week 8 – May 11-15

Objective(s): Dances for this week are **The Bunny Hop** and **The Chicken Dance!** Learn more about musical instruments and how to draw them.

Symphony members and video producer of The Piano Guys.

Weekly Activities: Dance; Learn about Musical Instruments; Art: Draw, paint or create a 3-D version of your favorite instrument! Or, you can invent a new instrument!

Grades 4 & 5: Students will join live performances via TEAMS with Houston Symphony members and Piano Guys Video Producer!

Grades K -5 Learn about musical instruments:

Here is a great video about a little boy who must discover which instrument he likes best to choose what he will play in the orchestra. This book by actor, John Lithgow "The Remarkable Farkle McBride", is narrated by the author in this video:

<https://www.youtube.com/watch?v=oM5pmq5nr1Q>

Musical Instrument Drawing Tutorials Step-By-Step How to Guide: Choose your favorite instrument to draw and color. There are 4 pages with tutorials that you can click on to play a video guide on how to draw the instrument of your choice:

https://www.drawingtutorials101.com/Others/Musical-Instruments-drawing-tutorials/pg_1

Open the link, go to the page where your favorite instrument is located. Click on "View Tutorial". When it opens, simply scroll down the page for instructions to draw the instrument of your choice.

4th Grade Only: Teachers will send an invitation to the concert hosted on TEAMS! This will be on Tuesday, May 12!

For your live performance with Craig Knudson, the video producer of the Piano Guys, read and learn about the piano and a sample of Craig's performance.

https://www.yamaha.com/en/musical_instrument_guide/piano/play/

Then click below to listen to your guest performer Craig Knudson:

<https://www.youtube.com/watch?v=Okb0hF-Sh0s>

5th Grade only: Teachers will send an invitation to the concert hosted on TEAMS! This will be Wednesday Afternoon, May 13!

For our live performances you'll need to know a little about the **marimba**. Brian del Signore, Principal Percussionist for the Houston Symphony will perform this week.

Read about the tuned percussion instrument the Marimba + Demonstrations:

https://www.yamaha.com/en/musical_instrument_guide/marimba/play/

Music Enrichment: Study a new Musical Style on Quaver Music

ART LESSON: Draw and/or paint your favorite instrument. Or Make up one!

Physical Education – Week 8 – May 11-15

Objective(s): Describe and select physical activities that provide opportunities for enjoyment and challenge. Cardiovascular endurance, Upper body, abdominal and legs' muscles' strength and endurance. Rhythm, timing, body coordination, travelling in different ways without falling, demonstrate clear contrast between slow and fast movement when travelling.

English Language Learners Objectives: Listen to and derive meaning from variety of media such as audio, videos and pictures to build and reinforce concepts and language attainment.

Weekly Activities:


I made some video recording of games on Tuesday, Wednesday and Thursday, please check it out.

Daily Exercise from P.E. Menu and List of Daily choices – See Below

Assessment(s): Print Fitness Log sheet or create your own with notebook paper or copy paper. Scan or email a photo of the completed log to hatfieldt@lpisd.org.

Pick one of the daily exercises or choose an exercise to do from the daily choices list on the bottom.

Stay Fit! And Be Active!

Monday	Tuesday	Wednesday	Thursday	Friday
<p><u>Drumming with pillow on the floor (Don't hit your tiles or wooden floor, hit the pillow). Ask parent/adult for permission.</u> You can use of one of the following as your drumsticks: Wooden/plastic spatula, wooden/plastic clothe hangers, foam noodle (cut in half), paper towel empty rolls, use your hands, drumsticks if available. Click the link below. https://www.youtube.com/watch?v=6FIITuW7TKs</p>	<p><u>Bottle Flip Challenge.</u> Click the link below. https://www.youtube.com/watch?v=x_hGi-FqUAE</p>	<p><u>Foot Dribbling and Trapping.</u> Click the link below. https://www.youtube.com/watch?v=efZaxeS96Ng</p>	<p><u>Waddle Race.</u> Click the link below. https://www.youtube.com/watch?v=1xqhNlljVCo</p>	<p>Dace Work Out – “You’re The one that I want”- GREASE. Click the link below. https://www.youtube.com/watch?v=Q7aLjjkB9JQ</p>
<p>Or</p>	<p>Or</p>	<p>Or</p>	<p>Or</p>	<p>Or</p>
<p>Click the link below. https://www.youtube.com/watch?v=6Te-rY0uzHM</p>	<p>Complete Color by Fitness Pages 1 & 2. https://www.mrwillpe.com/uploads/7/5/8/2/75820545/color_by_fitness_2.pdf</p>	<p>Complete Color by Fitness Pages 3 & 4 https://www.mrwillpe.com/uploads/7/5/8/2/75820545/color_by_fitness_2.pdf</p>	<p>Color by Fitness Pages 5 & 6 https://www.mrwillpe.com/uploads/7/5/8/2/75820545/color_by_fitness_2.pdf</p>	<p>Zumba Dance Party. Click the video below.</p> 

Daily Choices: Run up and down your stairs for 10 minutes
50 Jumping Jacks / jump rope
Do some gardening (rake leaves and pull weeds)
Take a Family Walk or Ride Bike for 30 minutes
Clean your room

Vacuum or Sweep and Mop the entire house
Dust all the Windows and Furniture
Help with laundry/ fold clothes
Arrange closet/dresser and shoe racks



Music and Art Links



Enrichment Lesson: Quaver Music Lessons:

Please use **Clever** to sign into Quaver to continue learning on Quaver.

If you would like some music to learn more about interesting performers you can check out these videos of some great music!

<https://www.youtube.com/watch?v=nJly3laTg3w>

<https://www.youtube.com/watch?v=hfvehnyCQKU>

<https://www.youtube.com/watch?v=0VqTwnAuHws>

Because YOU are as beautiful as a diamond – Shine Bright!

<https://www.youtube.com/watch?v=fleKy8mD-1k>



Springtime Bunnies and Chicks are Dancing!

The Bunny Hop (1957) American Folk Dance

<https://www.youtube.com/watch?v=R7rQVQNRreAE>

The Chicken Dance

Introduction from the Texas Hill Country:

<https://www.youtube.com/watch?v=Ptpofl1dqH0>

Full Chicken Dance Video:

<https://www.youtube.com/watch?v=npp1z32idrc>

The Native American Chicken Dance

<https://www.youtube.com/watch?v=dxD8e5q3T9g>

Native American Hoop Dance

<https://www.youtube.com/watch?v=pFfBrCyHfWs>

Art Challenge:

Musical Instrument Drawing Tutorials Step-By-Step How to Guide: Choose your favorite instrument to draw and color.

https://www.drawingtutorials101.com/Others/Musical-Instruments-drawing-tutorials/pg_1

Make Your Own Instrument with all those Toilet Paper rolls, boxes and paper or plastic plates. Here are some suggestions:

<https://www.youtube.com/watch?v=pFfBrCyHfWs> (or any other video help to create something fun and fabulous)