



# Heritage Elementary Kindergarten Outreach Learning

## May 11 - 15, 2020

Click on our picture for a message from your principals and the books to listen to our read alouds:



Haga clic en nuestra imagen para ver un mensaje de sus directores y los libros para escuchar nuestras lecturas en voz alta:



English Message



Spanish Message



**Counselor's Corner:** <https://www.smores.com/u2487-counselor-s-corner>

**Nurse's News:** <https://www.smores.com/sdkf6>

If your child receives Special Education, Section 504, or Dyslexia services, services will be addressed weekly by your child's teacher via email. ++ Si su hijo recibe servicios de Educación Especial, Sección 504 o Dislexia, los servicios serán dirigidos semanalmente por el maestro de su hijo por correo electrónico.

KINDERGARDEN TEACHER CONTACT HOURS: 8:00-11:00 and 2:00-4:00

HORAS DE CONTACTO PARA LAS MAESTRAS DE KINDERGARDEN: 8:00-11:00 y 2:00-4:00

If there are any questions, please feel free to email your child's teacher at: Si tiene preguntas, envíe un correo electrónico al maestro de su hijo a:

ADAMSAN@LPISD.ORG ADAMS  
MOOREL@LPISD.ORG MOORE

ALVAREZMA@LPISD.ORG ALVAREZ  
SERRANOJ@LPISD.ORG SERRANO

### Grades

Assignments for the week of May 11-15, 2020 are due on Monday, May 18, 2020 by 8:00 a.m.

Las asignaciones para la semana del 4 -8 de mayo de 2020 terminan el lunes 11 de mayo de 2020 a las 8:00 a.m.

## Reading/Language Arts

### HMH: Into Reading/jArriba la Lectura!

**Objective(s):** I can/will actively listen and answer questions about the following books. Students will make connections to the books.

**Objective for English Language Learners:** 21, 3E, 4G, 4A, 4C

#### **Weekly Activities:**

**Read Aloud:** Why Living Things Need Homes

Readers will read and then discuss using the following questions: (5 mins)

Identify the characters, setting, and events of this story.

Pg 7 What kind of living things need homes?

Pg 21 What do people and animals do in their homes?

**Decodable Texts:** Val and Pop:

Readers will read and decode words. Discuss using the following questions (5 mins): Who are the two characters? Retell the story and what happened in the beginning, middle, and end. Was there a hopping snake? How do you know?

**Assessment(s):** Module 9- Animal Habitat Weekly Assessment: 1 Complete the online assessment dealing with listening comprehension. **Grade**

**Phonics :** **M, T,W, Th, F** practice using Reading Eggs, Iread or Kids A-Z Login for Reading Eggs is located through Clever (LPISD>Students>Clever) Username: Lastname.firstname Password: LP(student id#)

## Mathematics

### Pearson enVision Mathematics English/Español)

Objective(s): I can/will give an example of a measurable attribute of a given object such as length.

**Objectives for English Language Learners:** 1A, 1C, 2E, 3E, 3F

#### **Weekly Activities:**

Weekly Activity: Counting by 10's

<https://youtu.be/Ftati8iGQcs>

Peep and Chirp on measurement video

[https://youtu.be/e43SK\\_i3Yis](https://youtu.be/e43SK_i3Yis)

Monday:

IXL or splashlearn.com- 20 minutes

**Wednesday-**

Directions: Watch BrainPopJr video on Nonstandard measurement and take the quiz. Send a picture to your teacher **Grade**

<https://jr.brainpop.com/math/money/dollarsandcents/>

Login: hrelpisd

Password: lpisd

## Science

### [STEMscopes \(English/Español\)](#)

**Objective(s):** Students will identify characteristics and basic needs of animals.

**Objective for English Language Learners:** ELPS: 2F, 5B

#### **Activity 1: Classifying Animals**

Watch the Brainpop Jr. Video:

<https://jr.brainpop.com/science/animals/classifyinganimals/>

What type of animal is your favorite animal? Mammal, fish, reptile, amphibian, insect, or bird? Draw and label **Grade**

#### **Activity 2: Fish**

<https://jr.brainpop.com/science/animals/fish/>

What 5 things do you know about fish?

#### **Activity 3: Amphibians: Frogs**

<https://jr.brainpop.com/science/animals/frogs/>

Can you draw the life cycle of a frog? Egg, tadpole, froglet, adult frog **Grade**

**Assessment(s):** Send a picture on Remind, Seesaw or e-mail. Students will get a grade for participation.

### [STEMscopes \(English/Español\)](#)

**Objective(s):** Los estudiantes identificarán las características y necesidades básicas de los animales.

**Objective for English Language Learners:** ELPS: 2F, 5B

**Actividad 1:** Clasificación de animales. Vea el video de Brainpop Jr.:

<https://jr.brainpop.com/science/animals/classifyinganimals/> ¿Qué tipo de animal

es tu animal favorito? ¿Mamífero, pez, reptil, anfibio, insecto o pájaro? Dibujar y etiquetar **Grado**

**Actividad 2:** Pescado <https://jr.brainpop.com/science/animals/fish/> ¿Qué 5 cosas sabes sobre los peces?

**Actividad 3:** Anfibios: Ranas <https://jr.brainpop.com/science/animals/frogs/> ¿Puedes dibujar el ciclo de vida de una rana? Huevo, renacuajo, rana, rana adulta **Grado**

**Evaluación(es):** Envíe una foto en Recordar, Ver o correo electrónico. Los estudiantes recibirán una calificación para la participación.

## Social Studies

### [Studies Weekly \(English/Español\)](#)

**Objective(s):** Students will learn how basic human needs can be met such as through self-producing, purchasing, and trading. K6C

**Objective for English Language Learners: 5B**

#### **Weekly Activities:**

Students will watch the BrainPop Jr video on saving and spending.

<https://jr.brainpop.com/socialstudies/economics/savingandspending/>

Login: hrelpsid

Password: lpsid

#### **Assessment(s):**

Students will complete the Easy Quiz and take a picture of their quiz results.

Send the picture to your teacher on Remind, Seesaw or email.

Students will get a grade for participation.

### [Studies Weekly \(English/Español\)](#)

**Objective(s):** Los estudiantes aprenderán cómo se puede satisfacer las necesidades humanas básicas, través de la producción propia, la compra y el comercio. K6C

**Objective for English Language Learners: 5B**

#### **Actividades para la semana:**

Los estudiantes ven el video en BrainPop Jr sobre ahorros y gastos.

<https://jr.brainpop.com/socialstudies/economics/savingandspending/>

Login: hrelpsid

Password: lpsid

**Evaluación(s)** Los estudiantes completarán la prueba fácil y tomarán una foto de los resultados de la prueba.

Envíe una foto en Remind, Seesaw o correo electrónico. El estudiante obtendrá una calificación de participación.

## Lectura

### [HMH: Into Reading/¡Arriba la Lectura!](#)

**Objective(s):** Puedo activamente escuchar y responder a preguntas sobre una historia y hacer conexiones con la historia.

**Objective for English Language Learners: 2I, 4G**

#### Weekly Activities:

#### Actividades para la semana:

**Lectura en voz alta:** [Why Living Things Need Homes](#)

[Por qué los seres vivos necesitan hogares](#)

Los lectores leerán y hablarán sobre las siguientes preguntas: (5 minutos)

Identificar los personajes, el escenario y los eventos de la historia.

Pg 7 ¿Qué tipo de seres vivos necesitan hogares?

Pg 21 ¿Qué hacen las personas y los animales en sus hogares?

**Textos decodificables:** [Val and Pop](#):

Los lectores leerán y decodificarán palabras. Hable sobre las siguientes preguntas (5 minutos): ¿Quiénes son los dos personajes? Vuelve a contar la historia y lo que sucedió al principio, a la mitad y al final. ¿Había una serpiente saltarina? ¿Cómo lo sabes?

**Evaluación(s):** Module 9- Hábitats animales Weekly Assessment: 1 completar la evaluación en línea que se ocupa de la comprensión auditiva. **Grade**

**Fonéticas** - **L, M, M, J, V** practicará 30 minutos en Reading Eggs, o Iread, o Kids A-Z Inicio para Reading Eggs es por Clever (LPISD>Students>Clever) Usuario: Lastname.firstname Clave: LP(student id#). **Grade**

## Mathematico

### [Pearson enVision Mathematics English/Español](#)

**Objetivo(s):** I can/will compare two objects with a common measurable attribute to see which object has more of/less of the attribute and describe the difference. K7B

**Objectives for English Language Learners:** 1A, 1C, 2E, 3E, 3F

#### Weekly Activities:

#### Actividades para la semana:

Contando por 10

<https://youtu.be/Ftati8iGQcs>

Peep and Chirp en video de medir

[https://youtu.be/e43SK\\_i3Yis](https://youtu.be/e43SK_i3Yis)

#### **lunes:**

IXL or splashlearn.com- 20 minutos

#### **miércoles:**

Video de BrainPopJr sobre medición no estándar y responda el cuestionario. Envía una foto. **Grade**

<https://jr.brainpop.com/math/money/dollarsandcents/>

Login: hrelpsid

Password: lpisd

**Coach Hatfield and Ms. Lupold have your 8th Set of lessons and activities here!**  
**Stay strong physically and in your heart as you exercise, play and make music a new way!**  
**Live links to more lessons are on the pages below the lesson plan text boxes.**

If there are any questions, please feel free to email:

**P.E. Coach** at: [hatfieldt@lpisd.org](mailto:hatfieldt@lpisd.org) for physical education questions

**Office hours for P.E. are: 9:00-11:00 and 1:00-3:00 Monday – Friday**

**Coaches' Message:** Stay Fit! Be Active!

**Music/Art Teacher** at: [lupoldj@lpisd.org](mailto:lupoldj@lpisd.org) for questions about music or art

**Office hours for MUSIC & ART are: 9:00-11:00 and 1:00-3:00 Monday - Friday**

**Fine Arts Message:** Lessons on Quaver are the required lessons for Music. This week will also include Enrichment and Extension lessons with links to sites for more music and art experiences.

## Music & Art - Week 8 – May 11-15

**Objective(s):** Dances for this week are **The Bunny Hop** and **The Chicken Dance!** Learn more about musical instruments and how to draw them.

**Symphony members and video producer of The Piano Guys.**

Weekly Activities: Dance; Learn about Musical Instruments; Art: Draw, paint or create a 3-D version of your favorite instrument! Or, you can invent a new instrument! **Grades 4 & 5: Students will join live performances via TEAMS with Houston Symphony members and Piano Guys Video Producer!**

**Grades K -5** Learn about musical instruments:

Here is a great video about a little boy who must discover which instrument he likes best to choose what he will play in the orchestra. This book by actor, John Lithgow "The Remarkable Farkle McBride", is narrated by the author in this video:

<https://www.youtube.com/watch?v=oM5pmq5nr1Q>

**Musical Instrument Drawing Tutorials Step-By-Step How to Guide:** Choose your favorite instrument to draw and color. There are 4 pages with tutorials that you can click on to play a video guide on how to draw the instrument of your choice:

[https://www.drawingtutorials101.com/Others/Musical-Instruments-drawing-tutorials/pg\\_1](https://www.drawingtutorials101.com/Others/Musical-Instruments-drawing-tutorials/pg_1)

Open the link, go to the page where your favorite instrument is located. Click on "View Tutorial". When it opens, simply scroll down the page for instructions to draw the instrument of your choice.

**4<sup>th</sup> Grade Only: Teachers will send an invitation to the concert hosted on TEAMS! This will be on Tuesday, May 12!**

For your live performance with Craig Knudson, the video producer of the Piano Guys, read and learn about the piano and a sample of Craig's performance.

[https://www.yamaha.com/en/musical\\_instrument\\_guide/piano/play/](https://www.yamaha.com/en/musical_instrument_guide/piano/play/)

Then click below to listen to your guest performer Craig Knudson:

<https://www.youtube.com/watch?v=Okb0hF-Sh0s>

**5<sup>th</sup> Grade only: Teachers will send an invitation to the concert hosted on TEAMS! This will be Wednesday Afternoon, May 13!**

For our live performances you'll need to know a little about the **marimba**. Brian del Signore, Principal Percussionist for the Houston Symphony will perform this week.

Read about the tuned percussion instrument the Marimba + Demonstrations:

[https://www.yamaha.com/en/musical\\_instrument\\_guide/marimba/play/](https://www.yamaha.com/en/musical_instrument_guide/marimba/play/)

**Music Enrichment:** Study a new Musical Style on Quaver Music

**ART LESSON:** Draw and/or paint your favorite instrument. Or Make up one!

## Physical Education – Week 8 – May 11-15

**Objective(s):** Describe and select physical activities that provide opportunities for enjoyment and challenge. Cardiovascular endurance, Upper body, abdominal and legs' muscles' strength and endurance. Rhythm, timing, body coordination, travelling in different ways without falling, demonstrate clear contrast between slow and fast movement when travelling.

**English Language Learners Objectives:** Listen to and derive meaning from variety of media such as audio, videos and pictures to build and reinforce concepts and language attainment.

**Weekly Activities:**


**I made some video recording of games on Tuesday, Wednesday and Thursday, please check it out.**

**Daily Exercise from P.E. Menu and List of Daily choices – See Below**

**Assessment(s):** Print Fitness Log sheet or create your own with notebook paper or copy paper. Scan or email a photo of the completed log to [hatfieldt@lpisd.org](mailto:hatfieldt@lpisd.org).

**Pick one** of the daily exercises or choose an exercise to do from the daily choices list on the bottom.

## Stay Fit! And Be Active!

Monday	Tuesday	Wednesday	Thursday	Friday
<p><u>Drumming with pillow on the floor</u> (Don't hit your tiles or wooden floor, hit the pillow). Ask parent/adult for permission. You can use of one of the following as your drumsticks: Wooden/plastic spatula, wooden/plastic clothe hangers, foam noodle (cut in half), paper towel empty rolls, use your hands, drumsticks if available. Click the link below.  <a href="https://www.youtube.com/watch?v=6FIITuW7Tks">https://www.youtube.com/watch?v=6FIITuW7Tks</a></p> <p style="text-align: center;">Or</p> <p>Click the link below.  <a href="https://www.youtube.com/watch?v=6Te-rY0uzHM">https://www.youtube.com/watch?v=6Te-rY0uzHM</a></p>	<p><u>Bottle Flip Challenge</u>. Click the link below.  <a href="https://www.youtube.com/watch?v=x_hGi-FqUAE">https://www.youtube.com/watch?v=x_hGi-FqUAE</a></p> <p style="text-align: center;">Or</p> <p>Complete Color by Fitness Pages 1 &amp; 2.  <a href="https://www.mrwillpe.com/uploads/7/5/8/2/75820545/color_by_fitness_2.pdf">https://www.mrwillpe.com/uploads/7/5/8/2/75820545/color_by_fitness_2.pdf</a></p>	<p><u>Foot Dribbling and Trapping</u>. Click the link below.  <a href="https://www.youtube.com/watch?v=efZaxeS96Ng">https://www.youtube.com/watch?v=efZaxeS96Ng</a></p> <p style="text-align: center;">Or</p> <p>Complete Color by Fitness Pages 3 &amp; 4  <a href="https://www.mrwillpe.com/uploads/7/5/8/2/75820545/color_by_fitness_2.pdf">https://www.mrwillpe.com/uploads/7/5/8/2/75820545/color_by_fitness_2.pdf</a></p>	<p><u>Waddle Race</u>. Click the link below.  <a href="https://www.youtube.com/watch?v=1xqhNlljVCo">https://www.youtube.com/watch?v=1xqhNlljVCo</a></p> <p style="text-align: center;">Or</p> <p>Color by Fitness Pages 5 &amp; 6  <a href="https://www.mrwillpe.com/uploads/7/5/8/2/75820545/color_by_fitness_2.pdf">https://www.mrwillpe.com/uploads/7/5/8/2/75820545/color_by_fitness_2.pdf</a></p>	<p><u>Dance Work Out – “You’re The one that I want”- GREASE</u>. Click the link below.  <a href="https://www.youtube.com/watch?v=Q7aLjjkB9JQ">https://www.youtube.com/watch?v=Q7aLjjkB9JQ</a></p> <p style="text-align: center;">Or</p> <p><u>Zumba Dance Party</u>. Click the video below.</p> 

**Daily Choices:** Run up and down your stairs for 10 minutes  
 50 Jumping Jacks / jump rope  
 Do some gardening (rake leaves and pull weeds)  
 Take a Family Walk or Ride Bike for 30 minutes  
 Clean your room

Vacuum or Sweep and Mop the entire house  
 Dust all the Windows and Furniture  
 Help with laundry/ fold clothes  
 Arrange closet/dresser and shoe racks







# Music and Art Links



## Enrichment Lesson: Quaver Music Lessons:

Please use Clever to sign into Quaver to continue learning on Quaver.

If you would like some music to learn more about interesting performers you can check out these videos of some great music!

<https://www.youtube.com/watch?v=nJly3laTg3w>

<https://www.youtube.com/watch?v=hfvehnyCQKU>

<https://www.youtube.com/watch?v=0VqTwnAuHws>

Because YOU are as beautiful as a diamond – Shine Bright!

<https://www.youtube.com/watch?v=fleKy8mD-1k>



Springtime Bunnies and Chicks are Dancing!

The Bunny Hop (1957) American Folk Dance

<https://www.youtube.com/watch?v=R7rQVQNReAE>

The Chicken Dance

Introduction from the Texas Hill Country:

<https://www.youtube.com/watch?v=Ptpof1dqH0>

Full Chicken Dance Video:

<https://www.youtube.com/watch?v=npp1z32idrc>

[The Native American Chicken Dance](#)

<https://www.youtube.com/watch?v=dxD8e5q3T9g>

Native American Hoop Dance

<https://www.youtube.com/watch?v=pFfBrCyHfWs>

## Art Challenge:

**Musical Instrument Drawing Tutorials Step-By-Step How to Guide:** Choose your favorite instrument to draw and color.

[https://www.drawingtutorials101.com/Others/Musical-Instruments-drawing-tutorials/pg\\_1](https://www.drawingtutorials101.com/Others/Musical-Instruments-drawing-tutorials/pg_1)

**Make Your Own Instrument with all those Toilet Paper rolls, boxes and paper or plastic plates.** Here are some suggestions:

<https://www.youtube.com/watch?v=pFfBrCyHfWs> (or any other video help to create something fun and fabulous)